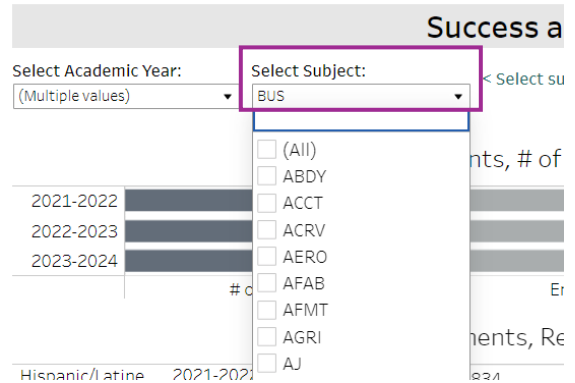
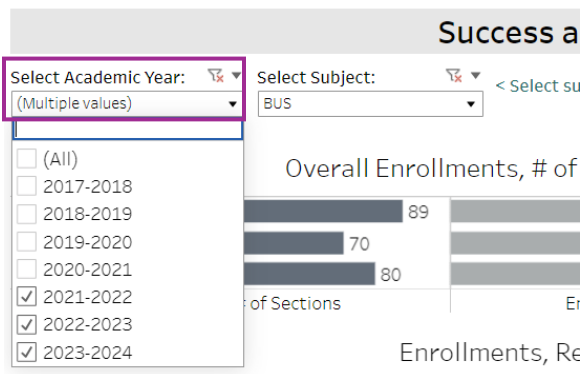


IERP Program Review Dashboard Manual

Instructions & Definitions: Instructions to navigate and download the dashboard, along with useful definitions at the bottom. **Demographic/Equity disaggregated data or filters are available on every tab.**

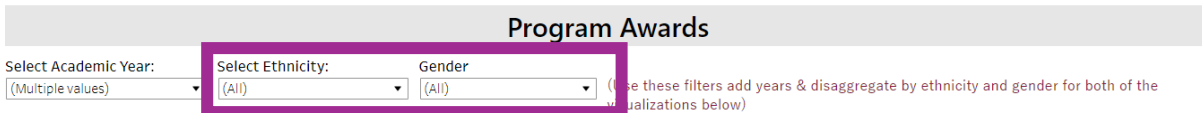
***Success & Retention | Subject-Level:** Success & Retention data by Subject over several Academic Years.

- Default Academic Years are set to 2021-2022, 2022-2023, and 2023-2024.
- Default Subject is set to BUS, use the **'Select Subject'** filter to select a subject (the Subject filter will apply to the entire sheet).



***Program Awards:** Awards data by Program.

- The first table, *Institutional Awards*, contains Awards data for AVC, by award type.



- The bar chart below, "Subject Awards for [Subject]", contains data on specific Majors/Awards, use **'Select Program Majors'** to select the awards for your area

Select Program Majors:

(Multiple values) ▼

< Select Program Major for the chart below

- (All)
- A&A Aircraft Airframe
- A&A Aircraft Powerplant
- A&A General Aircraft Maint
- AA-T Anthropology
- AA-T Art History

AA-T Business Admin 2.0, AS

emic ..



Grade Distribution by Discipline: Additional/supplemental data.

Institutional Success & Retention: Additional/supplemental data – Institution-wide Success & Retention. Filters available for Academic Year, Ethnicity, and Gender.