



Benefit Trust
Fiduciary Passport Services

BENEFIT TRUST COMPANY HEREBY
CERTIFIES THIS ANNUAL TRUST STATEMENT FURNISHED
PURSUANT TO 29 CFR 2520.103-5(C) IS COMPLETE
AND ACCURATE.

(AUTHORIZED SIGNATURE)

RBOA FUTURIS

KS 66211

ACCOUNT NUMBER 115150007300

FOR THE PERIOD FROM 07/01/2019 TO 06/30/2020

THE PLAN ADMINISTRATOR WILL BE DEEMED TO APPROVE THIS REPORT UNLESS IT SUBMITS WRITTEN OBJECTIONS
OR PROPOSED CORRECTIONS THERETO WITHIN NINETY (90) CALENDAR DAYS FOLLOWING THE END OF THE PERIOD
COVERED IN THE REPORT.



TRUST EB FORMAT

Statement Period
Account Number

07/01/2019 through 06/30/2020
115150007300
BENEFIT TRUST COMPANY
AS TRUSTEE FOR ANTELOPE
VALLEY COMMUNITY COLLEGE
DISTRICT PUBLIC ENTITY
INVESTMENT TRUST

Contents

Summary Of Fund	1
Asset Summary As Of 06/30/2020	2
Summary Of Cash Receipts And Disbursements	6
Schedule Of Income	7
Schedule Of Other Additions	24
Schedule Of Fees And Other Expenses	25
Schedule Of Purchases	28
Schedule Of Sales	52
Schedule Of Unrealized Gains & Losses	78
Schedule Of Reportable Transactions	82
Balance Sheet	98
Schedule Of Prior Period Trades Settled	100
Schedule Of Pending Trades End Of Period	102



Statement Period
Account Number

07/01/2019 through 06/30/2020
115150007300
BENEFIT TRUST COMPANY
AS TRUSTEE FOR ANTELOPE
VALLEY COMMUNITY COLLEGE
DISTRICT PUBLIC ENTITY
INVESTMENT TRUST

Summary Of Fund

MARKET VALUE AS OF 07/01/2019			2,210,779.61
EARNINGS			
NET INCOME CASH RECEIPTS	104,411.38		
FEEES AND OTHER EXPENSES	25,694.49-		
REALIZED GAIN OR LOSS	10,991.03		
UNREALIZED GAIN OR LOSS	468.61-		
TOTAL EARNINGS		89,239.31	
OTHER RECEIPTS		387,113.00	
TOTAL MARKET VALUE AS OF 06/30/2020			2,687,131.92



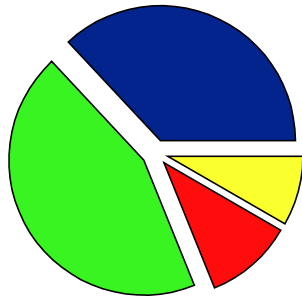
Statement Period
Account Number





07/01/2019 through 06/30/2020
115150007300
BENEFIT TRUST COMPANY
AS TRUSTEE FOR ANTELOPE
VALLEY COMMUNITY COLLEGE
DISTRICT PUBLIC ENTITY
INVESTMENT TRUST

Asset Summary As Of 06/30/2020

DESCRIPTION	MARKET VALUE	AVG COST	% OF PORT
MUTUAL FUND - FIXED INCOME	1,185,250.52	1,153,821.43	44
MUTUAL FUND - DOMESTIC EQUITY	996,368.37	920,133.35	37
MUTUAL FUND - INTERNATIONAL EQUITY	285,031.01	279,839.58	11
MUTUAL FUND - REAL ESTATE	220,482.02	256,618.23	8
TOTAL INVESTMENTS	2,687,131.92	2,610,412.59	
CASH	6,846.96		
DUE FROM BROKER	0.00		
DUE TO BROKER	6,846.96		
TOTAL MARKET VALUE	2,687,131.92		

Ending Asset Allocation



37.1%		MUTUAL FUND - DOMESTIC EQUITY	996,368.37
44.1%		MUTUAL FUND - FIXED INCOME	1,185,250.52
10.6%		MUTUAL FUND - INTERNATIONAL EQUI	285,031.01
8.2%		MUTUAL FUND - REAL ESTATE	220,482.02
100.0%		Total	2,687,131.92



Statement Period
Account Number

07/01/2019 through 06/30/2020
115150007300
**BENEFIT TRUST COMPANY
AS TRUSTEE FOR ANTELOPE
VALLEY COMMUNITY COLLEGE
DISTRICT PUBLIC ENTITY
INVESTMENT TRUST**

Asset Detail As Of 06/30/2020

UNITS/BOOK VALUE	DESCRIPTION	MARKET VALUE	AVG COST	% OF PORT
MUTUAL FUND - FIXED INCOME				
20,356.107	BLACKROCK TOTAL RETURN - K	252,212.17	240,022.48	9
12,590.281	GUGGENHEIM INVESTMENTS INVESTMENT GRADE BOND FUND	253,190.55	233,879.53	9
16,159.427	PRUDENTIAL GBL TOTL RTRN FD INC PGIM TTL R6	110,853.67	113,787.91	4
16,835.754	PRUDENTIAL FUNDS TOTAL RETURN BOND CL Q	247,822.30	245,405.60	9
3,775.333	THORNBURG INVESTMENT INCOME BUILDER R6	71,014.01	79,159.83	3
20,371.158	WESTERN ASSET CORE PLUS BOND IS	250,157.82	241,566.08	9
		1,185,250.52	1,153,821.43	44
MUTUAL FUND - DOMESTIC EQUITY				
6,079.225	ALGER FUNDS SMALL CAP FOCUS Z	157,877.47	92,152.18	6
3,872.545	ALGER FUNDS FOCUS EQUITY FUND CL Y	182,280.69	141,778.11	7
4,917.886	COLUMBIA CONTRARIAN CORE	133,028.82	120,545.84	5
3,741.982	OAKMARK SELECT FUND-INSTITUTIONAL	135,085.55	161,194.74	5
2,313.12	OAKMARK INTERNATIONAL INST.	44,411.90	61,298.60	2
2,867.88	HARTFORD FUNDS MIDCAP CLASS Y	102,899.53	95,554.39	4



Statement Period
Account Number

07/01/2019 through 06/30/2020
115150007300
**BENEFIT TRUST COMPANY
AS TRUSTEE FOR ANTELOPE
VALLEY COMMUNITY COLLEGE
DISTRICT PUBLIC ENTITY
INVESTMENT TRUST**

Asset Detail As Of 06/30/2020

UNITS/BOOK VALUE	DESCRIPTION	MARKET VALUE	AVG COST	% OF PORT
3,195.461	JOHN HANCOCK INTERNATIONAL GROWTH R6	94,074.37	89,834.31	4
1,895.301	PRUDENTIAL JENNISON GLOBAL OPPS Q	64,970.92	43,923.24	2
1,818.041	UNDISCOVERED MANAGERS BEHAVIORAL VALUE R6	81,739.12	113,851.94	3
		996,368.37	920,133.35	37
MUTUAL FUND - INTERNATIONAL EQUITY				
5,265.989	GOLDMAN SACHS TR II GQG PARTNRS R6	82,360.07	76,271.62	3
5,772.089	HARTFORD INTERNATIONAL VALUE - Y	67,244.84	87,027.06	3
1,715.571	AMERICAN FUNDS NEW PERSPECTIVE F2	81,764.11	69,782.33	3
787.179	AMERICAN FUNDS NEW WORLD F2	53,661.99	46,758.57	2
		285,031.01	279,839.58	11
MUTUAL FUND - REAL ESTATE				
9,618.895	COHEN AND STEERS REAL ESTATE SECURITIES - Z	140,339.68	158,771.05	5
3,942.073	PRUDENTIAL FUNDS GLOBAL REAL ESTATE CL Q	80,142.34	97,847.18	3
		220,482.02	256,618.23	8



Statement Period
Account Number

07/01/2019 through 06/30/2020
115150007300
BENEFIT TRUST COMPANY
AS TRUSTEE FOR ANTELOPE
VALLEY COMMUNITY COLLEGE
DISTRICT PUBLIC ENTITY
INVESTMENT TRUST

Asset Detail As Of 06/30/2020

UNITS/BOOK VALUE	DESCRIPTION	MARKET VALUE	AVG COST	% OF PORT
	TOTAL INVESTMENTS	2,687,131.92		
	CASH	6,846.96		
	DUE FROM BROKER	0.00		
	DUE TO BROKER	6,846.96		
	NET ASSETS	2,687,131.92		
	TOTAL MARKET VALUE	2,687,131.92		



Statement Period
Account Number

07/01/2019 through 06/30/2020
115150007300
**BENEFIT TRUST COMPANY
AS TRUSTEE FOR ANTELOPE
VALLEY COMMUNITY COLLEGE
DISTRICT PUBLIC ENTITY
INVESTMENT TRUST**

Summary Of Cash Receipts And Disbursements

R E C E I P T S

CASH BALANCE AS OF 07/01/2019		5,426.98
INCOME RECEIVED		
DIVIDENDS	104,411.38	
TOTAL INCOME RECEIPTS		104,411.38
OTHER CASH RECEIPTS		387,113.00
PROCEEDS FROM THE DISPOSITION OF ASSETS		735,240.65
TOTAL RECEIPTS		1,226,765.03

D I S B U R S E M E N T S

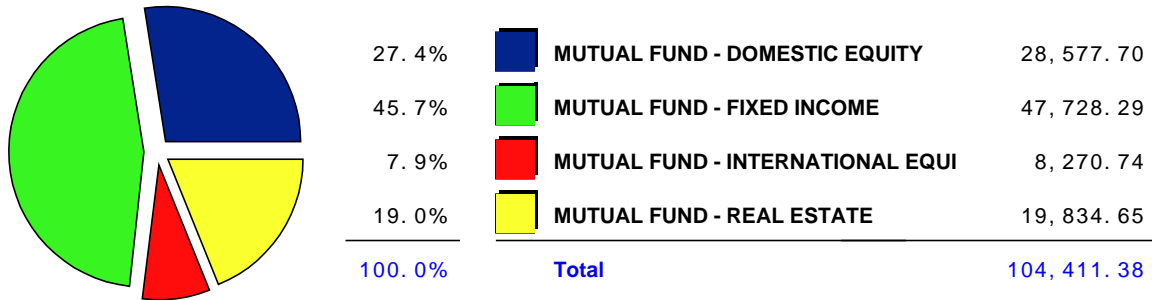
FEES AND OTHER EXPENSES		
ADMINISTRATIVE FEES AND EXPENSES	25,694.49	
TOTAL FEES AND OTHER EXPENSES		25,694.49
COST OF ACQUISITION OF ASSETS		1,199,650.56
TOTAL DISBURSEMENTS		1,225,345.05
CASH BALANCE AS OF 06/30/2020		6,846.96



Statement Period
Account Number

07/01/2019 through 06/30/2020
115150007300
BENEFIT TRUST COMPANY
AS TRUSTEE FOR ANTELOPE
VALLEY COMMUNITY COLLEGE
DISTRICT PUBLIC ENTITY
INVESTMENT TRUST

Schedule Of Income
Income Allocation



Income Schedule

DATE	DESCRIPTION	CASH RECEIVED	INCOME EARNED	MARKET / COST BASIS
DIVIDENDS				
MUTUAL FUND - FIXED INCOME				
BLACKROCK TOTAL RETURN - K				
08/01/2019	DIVIDEND ON 11,647.523 SHS BLACKROCK TOTAL RETURN - K AT .033672 PER SHARE EFFECTIVE 07/31/2019	392.20		
09/03/2019	DIVIDEND ON 13,619.246 SHS BLACKROCK TOTAL RETURN - K AT .029863 PER SHARE EFFECTIVE 08/30/2019	406.71		
10/01/2019	DIVIDEND ON 13,642.119 SHS BLACKROCK TOTAL RETURN - K AT .030885 PER SHARE EFFECTIVE 09/30/2019	421.34		



Statement Period
Account Number

07/01/2019 through 06/30/2020
115150007300
BENEFIT TRUST COMPANY
AS TRUSTEE FOR ANTELOPE
VALLEY COMMUNITY COLLEGE
DISTRICT PUBLIC ENTITY
INVESTMENT TRUST

Schedule Of Income

DATE	DESCRIPTION	CASH RECEIVED	INCOME EARNED	MARKET / COST BASIS
11/04/2019	DIVIDEND ON 13,047.584 SHS BLACKROCK TOTAL RETURN - K AT .029378 PER SHARE EFFECTIVE 10/31/2019	383.31		
12/02/2019	DIVIDEND ON 19,543.882 SHS BLACKROCK TOTAL RETURN - K AT .027231 PER SHARE EFFECTIVE 11/29/2019	532.19		
01/02/2020	DIVIDEND ON 19,572.257 SHS BLACKROCK TOTAL RETURN - K AT .031186 PER SHARE EFFECTIVE 12/31/2019	610.38		
02/03/2020	DIVIDEND ON 19,606.69 SHS BLACKROCK TOTAL RETURN - K AT .026775 PER SHARE EFFECTIVE 01/31/2020	524.97		
03/02/2020	DIVIDEND ON 20,182.184 SHS BLACKROCK TOTAL RETURN - K AT .024778 PER SHARE EFFECTIVE 02/28/2020	500.08		
04/01/2020	DIVIDEND ON 20,222.907 SHS BLACKROCK TOTAL RETURN - K AT .031278 PER SHARE EFFECTIVE 03/31/2020	632.54		
05/01/2020	DIVIDEND ON 20,276.559 SHS BLACKROCK TOTAL RETURN - K AT .028839 PER SHARE EFFECTIVE 04/30/2020	584.75		
06/01/2020	DIVIDEND ON 20,308.895 SHS BLACKROCK TOTAL RETURN - K AT .020555 PER SHARE EFFECTIVE 05/29/2020	417.44		
07/01/2020	DIVIDEND ON 20,330.51 SHS BLACKROCK TOTAL RETURN - K AT .0156 PER SHARE EFFECTIVE 06/30/2020	317.15		



Statement Period
Account Number

07/01/2019 through 06/30/2020
115150007300
**BENEFIT TRUST COMPANY
AS TRUSTEE FOR ANTELOPE
VALLEY COMMUNITY COLLEGE
DISTRICT PUBLIC ENTITY
INVESTMENT TRUST**

Schedule Of Income

DATE	DESCRIPTION	CASH RECEIVED	INCOME EARNED	MARKET / COST BASIS
	SECURITY TOTAL	5,723.06	5,723.06	
	GUGGENHEIM INVESTMENTS MACRO OPPORTUNITIES INST.			
08/01/2019	DIVIDEND ON 4,982.134 SHS GUGGENHEIM INVESTMENTS MACRO OPPORTUNITIES INST. AT .080476 PER SHARE EFFECTIVE 07/31/2019	400.94		
09/03/2019	DIVIDEND ON 5,888.032 SHS GUGGENHEIM INVESTMENTS MACRO OPPORTUNITIES INST. AT .068291 PER SHARE EFFECTIVE 08/30/2019	402.10		
10/02/2019	DIVIDEND ON 6,015.855 SHS GUGGENHEIM INVESTMENTS MACRO OPPORTUNITIES INST. AT .064917 PER SHARE EFFECTIVE 09/30/2019	390.53		
11/04/2019	DIVIDEND ON 6,025.888 SHS GUGGENHEIM INVESTMENTS MACRO OPPORTUNITIES INST. AT .083387 PER SHARE EFFECTIVE 10/31/2019	502.48		
12/03/2019	DIVIDEND ON GUGGENHEIM INVESTMENTS MACRO OPPORTUNITIES INST. EFFECTIVE 11/29/2019	43.72		
	SECURITY TOTAL	1,739.77	1,739.77	
	GUGGENHEIM INVESTMENTS INVESTMENT GRADE BOND FUND			
08/01/2019	DIVIDEND ON 7,098.933 SHS GUGGENHEIM INVESTMENTS INVESTMENT GRADE BOND FUND AT .042219 PER SHARE EFFECTIVE 07/31/2019	299.71		
09/03/2019	DIVIDEND ON 8,335.605 SHS GUGGENHEIM INVESTMENTS INVESTMENT GRADE BOND FUND AT .042074 PER SHARE EFFECTIVE 08/30/2019	350.71		



Statement Period
Account Number

07/01/2019 through 06/30/2020
115150007300
BENEFIT TRUST COMPANY
AS TRUSTEE FOR ANTELOPE
VALLEY COMMUNITY COLLEGE
DISTRICT PUBLIC ENTITY
INVESTMENT TRUST

Schedule Of Income

DATE	DESCRIPTION	CASH RECEIVED	INCOME EARNED	MARKET / COST BASIS
10/02/2019	DIVIDEND ON 8,225.507 SHS GUGGENHEIM INVESTMENTS INVESTMENT GRADE BOND FUND AT .039826 PER SHARE EFFECTIVE 09/30/2019	327.59		
11/04/2019	DIVIDEND ON 8,235.93 SHS GUGGENHEIM INVESTMENTS INVESTMENT GRADE BOND FUND AT .037829 PER SHARE EFFECTIVE 10/31/2019	311.56		
12/02/2019	DIVIDEND ON 12,391.102 SHS GUGGENHEIM INVESTMENTS INVESTMENT GRADE BOND FUND AT .030641 PER SHARE EFFECTIVE 11/29/2019	379.68		
01/02/2020	DIVIDEND ON 12,400.955 SHS GUGGENHEIM INVESTMENTS INVESTMENT GRADE BOND FUND AT .030568 PER SHARE EFFECTIVE 12/31/2019	379.07		
02/03/2020	DIVIDEND ON 12,410.572 SHS GUGGENHEIM INVESTMENTS INVESTMENT GRADE BOND FUND AT .034075 PER SHARE EFFECTIVE 01/31/2020	422.89		
03/02/2020	DIVIDEND ON 12,877.94 SHS GUGGENHEIM INVESTMENTS INVESTMENT GRADE BOND FUND AT .030263 PER SHARE EFFECTIVE 02/28/2020	389.73		
04/01/2020	DIVIDEND ON 12,784.23 SHS GUGGENHEIM INVESTMENTS INVESTMENT GRADE BOND FUND AT .038709 PER SHARE EFFECTIVE 03/31/2020	494.87		
05/01/2020	DIVIDEND ON 12,706.665 SHS GUGGENHEIM INVESTMENTS INVESTMENT GRADE BOND FUND AT .039139 PER SHARE EFFECTIVE 04/30/2020	497.33		



Statement Period
Account Number

07/01/2019 through 06/30/2020
115150007300
BENEFIT TRUST COMPANY
AS TRUSTEE FOR ANTELOPE
VALLEY COMMUNITY COLLEGE
DISTRICT PUBLIC ENTITY
INVESTMENT TRUST

Schedule Of Income

DATE	DESCRIPTION	CASH RECEIVED	INCOME EARNED	MARKET / COST BASIS
06/01/2020	DIVIDEND ON 12,633.013 SHS GUGGENHEIM INVESTMENTS INVESTMENT GRADE BOND FUND AT .046118 PER SHARE EFFECTIVE 05/29/2020	582.61		
07/01/2020	DIVIDEND ON 12,561.886 SHS GUGGENHEIM INVESTMENTS INVESTMENT GRADE BOND FUND AT .045457 PER SHARE EFFECTIVE 06/30/2020	571.03		
	SECURITY TOTAL	5,006.78	5,006.78	
	HARTFORD WORLD BOND - Y			
10/01/2019	DIVIDEND ON 7,310.617 SHS HARTFORD WORLD BOND - Y AT .029893 PER SHARE EFFECTIVE 09/27/2019	218.54		
12/19/2019	SHORT TERM CAPITAL GAINS DIVIDEND ON 4,905.5 SHS HARTFORD WORLD BOND - Y AT .048666 PER SHARE EFFECTIVE 12/17/2019	238.73		
12/31/2019	DIVIDEND ON 4,927.687 SHS HARTFORD WORLD BOND - Y AT .177438 PER SHARE EFFECTIVE 12/27/2019	874.36		
	SECURITY TOTAL	1,331.63	1,331.63	
	LEGG MASON BW GLOBAL OPPORTUNITIES BOND IS			
10/01/2019	DIVIDEND ON 7,462.67 SHS LEGG MASON BW GLOBAL OPPORTUNITIES BOND IS AT .03587 PER SHARE EFFECTIVE 09/30/2019	267.69		
	SECURITY TOTAL	267.69	267.69	



Statement Period
Account Number

07/01/2019 through 06/30/2020
115150007300
**BENEFIT TRUST COMPANY
AS TRUSTEE FOR ANTELOPE
VALLEY COMMUNITY COLLEGE
DISTRICT PUBLIC ENTITY
INVESTMENT TRUST**

Schedule Of Income

DATE	DESCRIPTION	CASH RECEIVED	INCOME EARNED	MARKET / COST BASIS
	LEGG MASON BW ALTERNATIVE CREDIT			
10/01/2019	DIVIDEND ON 7,437.404 SHS LEGG MASON BW ALTERNATIVE CREDIT AT .044754 PER SHARE EFFECTIVE 09/30/2019	332.85		
	SECURITY TOTAL	332.85	332.85	
	PRUDENTIAL GBL TOTL RTRN FD INC PGIM TTL R6			
12/02/2019	DIVIDEND ON 7,515.939 SHS PRUDENTIAL GBL TOTL RTRN FD INC PGIM TTL R6 AT .017847 PER SHARE EFFECTIVE 11/29/2019	134.14		
12/19/2019	SHORT TERM CAPITAL GAINS DIVIDEND ON 7,528.657 SHS PRUDENTIAL GBL TOTL RTRN FD INC PGIM TTL R6 AT .05659 PER SHARE EFFECTIVE 12/18/2019	426.05		
12/19/2019	LONG TERM CAP GAINS DIVIDEND - PRE 5/6/2003 ON 7,528.657 SHS PRUDENTIAL GBL TOTL RTRN FD INC PGIM TTL R6 AT .11555 PER SHARE EFFECTIVE 12/18/2019	869.93		
01/02/2020	DIVIDEND ON 7,715.937 SHS PRUDENTIAL GBL TOTL RTRN FD INC PGIM TTL R6 AT .020686 PER SHARE EFFECTIVE 12/31/2019	159.61		
02/03/2020	DIVIDEND ON 7,732.313 SHS PRUDENTIAL GBL TOTL RTRN FD INC PGIM TTL R6 AT .022706 PER SHARE EFFECTIVE 01/31/2020	175.57		
03/02/2020	DIVIDEND ON 15,914.686 SHS PRUDENTIAL GBL TOTL RTRN FD INC PGIM TTL R6 AT .013423 PER SHARE EFFECTIVE 02/28/2020	213.62		



Statement Period
Account Number

07/01/2019 through 06/30/2020
115150007300
**BENEFIT TRUST COMPANY
AS TRUSTEE FOR ANTELOPE
VALLEY COMMUNITY COLLEGE
DISTRICT PUBLIC ENTITY
INVESTMENT TRUST**

Schedule Of Income

DATE	DESCRIPTION	CASH RECEIVED	INCOME EARNED	MARKET / COST BASIS
04/01/2020	DIVIDEND ON 15,944.901 SHS PRUDENTIAL GBL TOTL RTRN FD INC PGIM TTL R6 AT .022767 PER SHARE EFFECTIVE 03/31/2020	363.02		
05/01/2020	DIVIDEND ON 16,001.623 SHS PRUDENTIAL GBL TOTL RTRN FD INC PGIM TTL R6 AT .02143 PER SHARE EFFECTIVE 04/30/2020	342.92		
06/01/2020	DIVIDEND ON 16,053.739 SHS PRUDENTIAL GBL TOTL RTRN FD INC PGIM TTL R6 AT .023035 PER SHARE EFFECTIVE 05/29/2020	369.80		
07/01/2020	DIVIDEND ON 16,108.443 SHS PRUDENTIAL GBL TOTL RTRN FD INC PGIM TTL R6 AT .021712 PER SHARE EFFECTIVE 06/30/2020	349.75		
	SECURITY TOTAL	3,404.41	3,404.41	
	PRUDENTIAL FUNDS TOTAL RETURN BOND CL Q			
08/01/2019	DIVIDEND ON 9,415.025 SHS PRUDENTIAL FUNDS TOTAL RETURN BOND CL Q AT .042844 PER SHARE EFFECTIVE 07/31/2019	403.38		
09/03/2019	DIVIDEND ON 10,990.028 SHS PRUDENTIAL FUNDS TOTAL RETURN BOND CL Q AT .04367 PER SHARE EFFECTIVE 08/30/2019	479.93		
10/01/2019	DIVIDEND ON 11,013.125 SHS PRUDENTIAL FUNDS TOTAL RETURN BOND CL Q AT .037641 PER SHARE EFFECTIVE 09/30/2019	414.55		
11/04/2019	DIVIDEND ON 10,380.701 SHS PRUDENTIAL FUNDS TOTAL RETURN BOND CL Q AT .040078 PER SHARE EFFECTIVE 10/31/2019	416.04		



Statement Period
Account Number

07/01/2019 through 06/30/2020
115150007300
BENEFIT TRUST COMPANY
AS TRUSTEE FOR ANTELOPE
VALLEY COMMUNITY COLLEGE
DISTRICT PUBLIC ENTITY
INVESTMENT TRUST

Schedule Of Income

DATE	DESCRIPTION	CASH RECEIVED	INCOME EARNED	MARKET / COST BASIS
12/02/2019	DIVIDEND ON 15,575.824 SHS PRUDENTIAL FUNDS TOTAL RETURN BOND CL Q AT .038845 PER SHARE EFFECTIVE 11/29/2019	605.05		
12/19/2019	SHORT TERM CAPITAL GAINS DIVIDEND ON 15,603.248 SHS PRUDENTIAL FUNDS TOTAL RETURN BOND CL Q AT .25719 PER SHARE EFFECTIVE 12/18/2019	4,013.00		
12/19/2019	LONG TERM CAP GAINS DIVIDEND - PRE 5/6/2003 ON 15,603.248 SHS PRUDENTIAL FUNDS TOTAL RETURN BOND CL Q AT .24644 PER SHARE EFFECTIVE 12/18/2019	3,845.26		
12/24/2019	DIVIDEND ON 16,147.826 SHS PRUDENTIAL FUNDS TOTAL RETURN BOND CL Q AT .03765 PER SHARE EFFECTIVE 12/23/2019	607.97		
01/02/2020	DIVIDEND ON 16,190.046 SHS PRUDENTIAL FUNDS TOTAL RETURN BOND CL Q AT .037808 PER SHARE EFFECTIVE 12/31/2019	612.12		
02/03/2020	DIVIDEND ON 16,218.664 SHS PRUDENTIAL FUNDS TOTAL RETURN BOND CL Q AT .038126 PER SHARE EFFECTIVE 01/31/2020	618.35		
03/02/2020	DIVIDEND ON 16,608.499 SHS PRUDENTIAL FUNDS TOTAL RETURN BOND CL Q AT .035638 PER SHARE EFFECTIVE 02/28/2020	591.90		
04/01/2020	DIVIDEND ON 16,648.197 SHS PRUDENTIAL FUNDS TOTAL RETURN BOND CL Q AT .040894 PER SHARE EFFECTIVE 03/31/2020	680.81		
05/01/2020	DIVIDEND ON 16,697.176 SHS PRUDENTIAL FUNDS TOTAL RETURN BOND CL Q AT .039695 PER SHARE EFFECTIVE 04/30/2020	662.79		



Statement Period
Account Number

07/01/2019 through 06/30/2020
115150007300
BENEFIT TRUST COMPANY
AS TRUSTEE FOR ANTELOPE
VALLEY COMMUNITY COLLEGE
DISTRICT PUBLIC ENTITY
INVESTMENT TRUST

Schedule Of Income

DATE	DESCRIPTION	CASH RECEIVED	INCOME EARNED	MARKET / COST BASIS
06/01/2020	DIVIDEND ON 16,743.655 SHS PRUDENTIAL FUNDS TOTAL RETURN BOND CL Q AT .041105 PER SHARE EFFECTIVE 05/29/2020	688.25		
07/01/2020	DIVIDEND ON 16,791.088 SHS PRUDENTIAL FUNDS TOTAL RETURN BOND CL Q AT .039157 PER SHARE EFFECTIVE 06/30/2020	657.49		
	SECURITY TOTAL	15,296.89	15,296.89	
	THORNBURG INVESTMENT INCOME BUILDER R6			
09/24/2019	DIVIDEND ON 6,111.774 SHS THORNBURG INVESTMENT INCOME BUILDER R6 AT .250143 PER SHARE EFFECTIVE 09/20/2019	1,528.82		
12/31/2019	DIVIDEND ON 3,548.819 SHS THORNBURG INVESTMENT INCOME BUILDER R6 AT .405464 PER SHARE EFFECTIVE 12/27/2019	1,438.92		
03/23/2020	DIVIDEND ON 3,685.497 SHS THORNBURG INVESTMENT INCOME BUILDER R6 AT .203036 PER SHARE EFFECTIVE 03/19/2020	748.29		
06/22/2020	DIVIDEND ON 3,734.533 SHS THORNBURG INVESTMENT INCOME BUILDER R6 AT .208122 PER SHARE EFFECTIVE 06/18/2020	777.24		
	SECURITY TOTAL	4,493.27	4,493.27	
	WESTERN ASSET CORE PLUS BOND IS			
08/01/2019	DIVIDEND ON 11,677.606 SHS WESTERN ASSET CORE PLUS BOND IS AT .035894 PER SHARE EFFECTIVE 07/31/2019	419.16		



Statement Period
Account Number

07/01/2019 through 06/30/2020
115150007300
**BENEFIT TRUST COMPANY
AS TRUSTEE FOR ANTELOPE
VALLEY COMMUNITY COLLEGE
DISTRICT PUBLIC ENTITY
INVESTMENT TRUST**

Schedule Of Income

DATE	DESCRIPTION	CASH RECEIVED	INCOME EARNED	MARKET / COST BASIS
09/03/2019	DIVIDEND ON 13,640.055 SHS WESTERN ASSET CORE PLUS BOND IS AT .035602 PER SHARE EFFECTIVE 08/30/2019	485.62		
10/01/2019	DIVIDEND ON 13,669.337 SHS WESTERN ASSET CORE PLUS BOND IS AT .031659 PER SHARE EFFECTIVE 09/30/2019	432.76		
11/04/2019	DIVIDEND ON 12,897.466 SHS WESTERN ASSET CORE PLUS BOND IS AT .03222 PER SHARE EFFECTIVE 10/31/2019	415.56		
12/02/2019	DIVIDEND ON 19,225.944 SHS WESTERN ASSET CORE PLUS BOND IS AT .055948 PER SHARE EFFECTIVE 11/29/2019	1,075.66		
12/19/2019	SHORT TERM CAPITAL GAINS DIVIDEND ON 19,299.042 SHS WESTERN ASSET CORE PLUS BOND IS AT .10915 PER SHARE EFFECTIVE 12/18/2019	2,106.49		
12/19/2019	LONG TERM CAP GAINS DIVIDEND - PRE 5/6/2003 ON 19,299.042 SHS WESTERN ASSET CORE PLUS BOND IS AT .04782 PER SHARE EFFECTIVE 12/18/2019	922.88		
01/02/2020	DIVIDEND ON 19,553.397 SHS WESTERN ASSET CORE PLUS BOND IS AT .0355 PER SHARE EFFECTIVE 12/31/2019	694.15		
02/03/2020	DIVIDEND ON 19,594.72 SHS WESTERN ASSET CORE PLUS BOND IS AT .033935 PER SHARE EFFECTIVE 01/31/2020	664.94		
03/02/2020	DIVIDEND ON 20,132.407 SHS WESTERN ASSET CORE PLUS BOND IS AT .029889 PER SHARE EFFECTIVE 02/28/2020	601.73		



Statement Period
Account Number

07/01/2019 through 06/30/2020
115150007300
BENEFIT TRUST COMPANY
AS TRUSTEE FOR ANTELOPE
VALLEY COMMUNITY COLLEGE
DISTRICT PUBLIC ENTITY
INVESTMENT TRUST

Schedule Of Income

DATE	DESCRIPTION	CASH RECEIVED	INCOME EARNED	MARKET / COST BASIS
04/01/2020	DIVIDEND ON 20,181.729 SHS WESTERN ASSET CORE PLUS BOND IS AT .030839 PER SHARE EFFECTIVE 03/31/2020	622.38		
05/01/2020	DIVIDEND ON 20,235.382 SHS WESTERN ASSET CORE PLUS BOND IS AT .029902 PER SHARE EFFECTIVE 04/30/2020	605.08		
06/01/2020	DIVIDEND ON 20,286.059 SHS WESTERN ASSET CORE PLUS BOND IS AT .028885 PER SHARE EFFECTIVE 05/29/2020	585.97		
07/01/2020	DIVIDEND ON 20,330.477 SHS WESTERN ASSET CORE PLUS BOND IS AT .024572 PER SHARE EFFECTIVE 06/30/2020	499.56		
	SECURITY TOTAL	10,131.94	10,131.94	
	TOTAL MUTUAL FUND - FIXED INCOME	47,728.29	47,728.29	
	MUTUAL FUND - DOMESTIC EQUITY			
	ALGER FUNDS SMALL CAP FOCUS Z			
12/19/2019	DIVIDEND ON 6,353.925 SHS ALGER FUNDS SMALL CAP FOCUS Z AT .2582 PER SHARE EFFECTIVE 12/18/2019	1,640.58		
12/19/2019	LONG TERM CAP GAINS DIVIDEND - PRE 5/6/2003 ON 6,353.925 SHS ALGER FUNDS SMALL CAP FOCUS Z AT .3048 PER SHARE EFFECTIVE 12/18/2019	1,936.68		
	SECURITY TOTAL	3,577.26	3,577.26	
	ALGER FUNDS FOCUS EQUITY FUND CL Y			
12/19/2019	DIVIDEND ON 4,139.145 SHS ALGER FUNDS FOCUS EQUITY FUND CL Y AT 0.13 PER SHARE EFFECTIVE 12/18/2019	538.09		



Statement Period
Account Number

07/01/2019 through 06/30/2020
115150007300
**BENEFIT TRUST COMPANY
AS TRUSTEE FOR ANTELOPE
VALLEY COMMUNITY COLLEGE
DISTRICT PUBLIC ENTITY
INVESTMENT TRUST**

Schedule Of Income

DATE	DESCRIPTION	CASH RECEIVED	INCOME EARNED	MARKET / COST BASIS
12/19/2019	SHORT TERM CAPITAL GAINS DIVIDEND ON 4,139.145 SHS ALGER FUNDS FOCUS EQUITY FUND CL Y AT .1144 PER SHARE EFFECTIVE 12/18/2019	473.52		
12/19/2019	LONG TERM CAP GAINS DIVIDEND - PRE 5/6/2003 ON 4,139.145 SHS ALGER FUNDS FOCUS EQUITY FUND CL Y AT .6453 PER SHARE EFFECTIVE 12/18/2019	2,670.99		
	SECURITY TOTAL	3,682.60	3,682.60	
	BRANDES FUNDS INTERNATIONAL SMALL CAP R6			
10/02/2019	DIVIDEND ON .5 SHS BRANDES FUNDS INTERNATIONAL SMALL CAP R6 AT .04535 PER SHARE EFFECTIVE 09/30/2019	292.50		
	SECURITY TOTAL	292.50	292.50	
	COLUMBIA CONTRARIAN CORE			
12/12/2019	DIVIDEND ON 4,819.673 SHS COLUMBIA CONTRARIAN CORE AT .32477 PER SHARE EFFECTIVE 12/10/2019	1,565.29		
12/12/2019	SHORT TERM CAPITAL GAINS DIVIDEND ON 4,819.673 SHS COLUMBIA CONTRARIAN CORE AT .06214 PER SHARE EFFECTIVE 12/10/2019	299.49		
12/12/2019	LONG TERM CAP GAINS DIVIDEND - PRE 5/6/2003 ON 4,819.673 SHS COLUMBIA CONTRARIAN CORE AT 1.22639 PER SHARE EFFECTIVE 12/10/2019	5,910.80		
	SECURITY TOTAL	7,775.58	7,775.58	



Statement Period
Account Number

07/01/2019 through 06/30/2020
115150007300
BENEFIT TRUST COMPANY
AS TRUSTEE FOR ANTELOPE
VALLEY COMMUNITY COLLEGE
DISTRICT PUBLIC ENTITY
INVESTMENT TRUST

Schedule Of Income

DATE	DESCRIPTION	CASH RECEIVED	INCOME EARNED	MARKET / COST BASIS
	OAKMARK SELECT FUND-INSTITUTIONAL			
12/16/2019	DIVIDEND ON 3,811.668 SHS OAKMARK SELECT FUND-INSTITUTIONAL AT .3684 PER SHARE EFFECTIVE 12/12/2019	1,405.39		
	SECURITY TOTAL	1,405.39	1,405.39	
	OAKMARK INTERNATIONAL INST.			
12/16/2019	DIVIDEND ON 2,145.616 SHS OAKMARK INTERNATIONAL INST. AT .5004 PER SHARE EFFECTIVE 12/12/2019	1,073.67		
	SECURITY TOTAL	1,073.67	1,073.67	
	HARTFORD FUNDS MIDCAP CLASS Y			
12/12/2019	LONG TERM CAP GAINS DIVIDEND - PRE 5/6/2003 ON 2,825.527 SHS HARTFORD FUNDS MIDCAP CLASS Y AT 1.627601 PER SHARE EFFECTIVE 12/10/2019	4,598.83		
	SECURITY TOTAL	4,598.83	4,598.83	
	JOHN HANCOCK INTERNATIONAL GROWTH R6			
12/17/2019	DIVIDEND ON 3,224.752 SHS JOHN HANCOCK INTERNATIONAL GROWTH R6 AT .22841 PER SHARE EFFECTIVE 12/13/2019	736.57		
	SECURITY TOTAL	736.57	736.57	
	UNDISCOVERED MANAGERS BEHAVIORAL VALUE R6			
12/16/2019	SHORT TERM CAPITAL GAINS DIVIDEND ON 1,659.943 SHS UNDISCOVERED MANAGERS BEHAVIORAL VALUE R6 AT .16014 PER SHARE EFFECTIVE 12/12/2019	266.05		



Statement Period
Account Number

07/01/2019 through 06/30/2020
115150007300
**BENEFIT TRUST COMPANY
AS TRUSTEE FOR ANTELOPE
VALLEY COMMUNITY COLLEGE
DISTRICT PUBLIC ENTITY
INVESTMENT TRUST**

Schedule Of Income

DATE	DESCRIPTION	CASH RECEIVED	INCOME EARNED	MARKET / COST BASIS
12/16/2019	LONG TERM CAP GAINS DIVIDEND - PRE 5/6/2003 ON 1,659.943 SHS UNDISCOVERED MANAGERS BEHAVIORAL VALUE R6 AT 2.46423 PER SHARE EFFECTIVE 12/12/2019	4,094.02		
12/23/2019	DIVIDEND ON 1,729.471 SHS UNDISCOVERED MANAGERS BEHAVIORAL VALUE R6 AT .56244 PER SHARE EFFECTIVE 12/19/2019	972.72		
06/30/2020	LONG TERM CAP GAINS DIVIDEND - PRE 5/6/2003 ON 1,815.639 SHS UNDISCOVERED MANAGERS BEHAVIORAL VALUE R6 AT .05646 PER SHARE EFFECTIVE 06/25/2020	102.51		
	SECURITY TOTAL	5,435.30	5,435.30	
	TOTAL MUTUAL FUND - DOMESTIC EQUITY	28,577.70	28,577.70	
	MUTUAL FUND - INTERNATIONAL EQUITY			
	GOLDMAN SACHS TR II GQG PARTNRS R6			
12/20/2019	DIVIDEND ON 5,339.187 SHS GOLDMAN SACHS TR II GQG PARTNRS R6 AT .1034 PER SHARE EFFECTIVE 12/18/2019	552.07		
	SECURITY TOTAL	552.07	552.07	
	HARTFORD INTERNATIONAL VALUE - Y			
12/31/2019	DIVIDEND ON 5,221.702 SHS HARTFORD INTERNATIONAL VALUE - Y AT .47015 PER SHARE EFFECTIVE 12/27/2019	2,454.98		
	SECURITY TOTAL	2,454.98	2,454.98	



Statement Period
Account Number

07/01/2019 through 06/30/2020
115150007300
BENEFIT TRUST COMPANY
AS TRUSTEE FOR ANTELOPE
VALLEY COMMUNITY COLLEGE
DISTRICT PUBLIC ENTITY
INVESTMENT TRUST

Schedule Of Income

DATE	DESCRIPTION	CASH RECEIVED	INCOME EARNED	MARKET / COST BASIS
	AMERICAN FUNDS NEW PERSPECTIVE F2			
12/24/2019	DIVIDEND ON 1,720.642 SHS AMERICAN FUNDS NEW PERSPECTIVE F2 AT .5766 PER SHARE EFFECTIVE 12/20/2019	992.12		
12/24/2019	LONG TERM CAP GAINS DIVIDEND - PRE 5/6/2003 ON 1,720.642 SHS AMERICAN FUNDS NEW PERSPECTIVE F2 AT 1.2582 PER SHARE EFFECTIVE 12/20/2019	2,164.91		
	SECURITY TOTAL	3,157.03	3,157.03	
	AMERICAN FUNDS NEW WORLD F2			
12/24/2019	DIVIDEND ON 757.711 SHS AMERICAN FUNDS NEW WORLD F2 AT .942 PER SHARE EFFECTIVE 12/20/2019	713.76		
12/24/2019	LONG TERM CAP GAINS DIVIDEND - PRE 5/6/2003 ON 757.711 SHS AMERICAN FUNDS NEW WORLD F2 AT 1.8383 PER SHARE EFFECTIVE 12/20/2019	1,392.90		
	SECURITY TOTAL	2,106.66	2,106.66	
	TOTAL MUTUAL FUND - INTERNATIONAL EQUITY	8,270.74	8,270.74	
	MUTUAL FUND - REAL ESTATE			
	COHEN AND STEERS REAL ESTATE SECURITIES - Z			
10/02/2019	DIVIDEND ON 4,334.677 SHS COHEN AND STEERS REAL ESTATE SECURITIES - Z AT 0.11 PER SHARE EFFECTIVE 09/30/2019	547.83		
11/07/2019	SHORT TERM CAPITAL GAINS DIVIDEND ON 9,016.019 SHS COHEN AND STEERS REAL ESTATE SECURITIES - Z AT 0.28 PER SHARE EFFECTIVE 11/05/2019	1,221.25		



Statement Period
Account Number

07/01/2019 through 06/30/2020
115150007300
BENEFIT TRUST COMPANY
AS TRUSTEE FOR ANTELOPE
VALLEY COMMUNITY COLLEGE
DISTRICT PUBLIC ENTITY
INVESTMENT TRUST

Schedule Of Income

DATE	DESCRIPTION	CASH RECEIVED	INCOME EARNED	MARKET / COST BASIS
11/07/2019	LONG TERM CAP GAINS DIVIDEND - PRE 5/6/2003 ON 9,016.019 SHS COHEN AND STEERS REAL ESTATE SECURITIES - Z AT .105 PER SHARE EFFECTIVE 11/05/2019	457.97		
12/20/2019	DIVIDEND ON 9,097.271 SHS COHEN AND STEERS REAL ESTATE SECURITIES - Z AT .114 PER SHARE EFFECTIVE 12/18/2019	1,037.09		
04/02/2020	DIVIDEND ON 9,236.263 SHS COHEN AND STEERS REAL ESTATE SECURITIES - Z AT .111 PER SHARE EFFECTIVE 03/31/2020	1,025.23		
07/02/2020	DIVIDEND ON 9,313.756 SHS COHEN AND STEERS REAL ESTATE SECURITIES - Z AT .103 PER SHARE EFFECTIVE 06/29/2020	959.32		
07/02/2020	LONG TERM CAP GAINS DIVIDEND - PRE 5/6/2003 ON 9,313.756 SHS COHEN AND STEERS REAL ESTATE SECURITIES - Z AT .375 PER SHARE EFFECTIVE 06/29/2020	3,492.66		
	SECURITY TOTAL	8,741.35	8,741.35	
	PRUDENTIAL FUNDS GLOBAL REAL ESTATE CL Q			
07/22/2019	DIVIDEND ON 2,273.859 SHS PRUDENTIAL FUNDS GLOBAL REAL ESTATE CL Q AT .17947 PER SHARE EFFECTIVE 07/19/2019	408.09		
10/21/2019	DIVIDEND ON 2,432.041 SHS PRUDENTIAL FUNDS GLOBAL REAL ESTATE CL Q AT .0918 PER SHARE EFFECTIVE 10/18/2019	223.26		
12/20/2019	DIVIDEND ON 3,418.513 SHS PRUDENTIAL FUNDS GLOBAL REAL ESTATE CL Q AT .9626 PER SHARE EFFECTIVE 12/19/2019	3,290.66		



Statement Period
Account Number

07/01/2019 through 06/30/2020
115150007300
BENEFIT TRUST COMPANY
AS TRUSTEE FOR ANTELOPE
VALLEY COMMUNITY COLLEGE
DISTRICT PUBLIC ENTITY
INVESTMENT TRUST

Schedule Of Income

DATE	DESCRIPTION	CASH RECEIVED	INCOME EARNED	MARKET / COST BASIS
12/20/2019	SHORT TERM CAPITAL GAINS DIVIDEND ON 3,418.513 SHS PRUDENTIAL FUNDS GLOBAL REAL ESTATE CL Q AT .5119 PER SHARE EFFECTIVE 12/19/2019	1,749.94		
12/20/2019	LONG TERM CAP GAINS DIVIDEND - PRE 5/6/2003 ON 3,418.513 SHS PRUDENTIAL FUNDS GLOBAL REAL ESTATE CL Q AT 1.47787 PER SHARE EFFECTIVE 12/19/2019	5,052.11		
04/20/2020	DIVIDEND ON 3,923.069 SHS PRUDENTIAL FUNDS GLOBAL REAL ESTATE CL Q AT .09412 PER SHARE EFFECTIVE 04/16/2020	369.24		
	SECURITY TOTAL	11,093.30	11,093.30	
	TOTAL MUTUAL FUND - REAL ESTATE	19,834.65	19,834.65	
	TOTAL DIVIDENDS	104,411.38	104,411.38	
	TOTAL INCOME	104,411.38	104,411.38	



Statement Period
Account Number

07/01/2019 through 06/30/2020
115150007300
BENEFIT TRUST COMPANY
AS TRUSTEE FOR ANTELOPE
VALLEY COMMUNITY COLLEGE
DISTRICT PUBLIC ENTITY
INVESTMENT TRUST

Schedule Of Other Additions

DATE	DESCRIPTION	CASH
08/05/2019	RECEIVED FROM ANTELOPE VAL EFFECTIVE 08/02/2019	387,113.00
TOTAL OTHER ADDITIONS		387,113.00



Statement Period
Account Number

07/01/2019 through 06/30/2020
115150007300
BENEFIT TRUST COMPANY
AS TRUSTEE FOR ANTELOPE
VALLEY COMMUNITY COLLEGE
DISTRICT PUBLIC ENTITY
INVESTMENT TRUST

Schedule Of Fees And Other Expenses

DATE	DESCRIPTION	CASH
ADMINISTRATIVE FEES AND EXPENSES		
07/10/2019	MONTHLY FEE TO BENEFIT TRUST COMPANY JUNE 2019	430.96
07/10/2019	MONTHLY FEE TO KEENAN AND ASSOCIATES JUNE 2019	1,131.70
07/10/2019	MONTHLY FEE TO MORGAN STANLEY JUNE 2019	322.41
08/13/2019	MONTHLY FEE TO BENEFIT TRUST COMPANY JULY 2019	431.74
08/13/2019	MONTHLY FEE TO KEENAN AND ASSOCIATES JULY 2019	1,133.86
08/13/2019	MONTHLY FEE TO MORGAN STANLEY JULY 2019	323.08
09/09/2019	MONTHLY FEE TO BENEFIT TRUST COMPANY AUGUST 2019	494.73
09/09/2019	MONTHLY FEE TO KEENAN AND ASSOCIATES AUGUST 2019	1,307.13
09/09/2019	MONTHLY FEE TO MORGAN STANLEY AUGUST 2019	378.20
10/08/2019	MONTHLY FEE TO BENEFIT TRUST COMPANY September 2019	496.28
10/08/2019	MONTHLY FEE TO KEENAN AND ASSOCIATES SEPTEMBER 2019	1,311.15
10/08/2019	MONTHLY FEE TO MORGAN STANLEY SEPTEMBER 2019	379.56
11/12/2019	MONTHLY FEE TO BENEFIT TRUST COMPANY OCTOBER 2019	502.52
11/12/2019	MONTHLY FEE TO MORGAN STANLEY OCTOBER 2019	385.02



Statement Period
Account Number

07/01/2019 through 06/30/2020
115150007300
BENEFIT TRUST COMPANY
AS TRUSTEE FOR ANTELOPE
VALLEY COMMUNITY COLLEGE
DISTRICT PUBLIC ENTITY
INVESTMENT TRUST

Schedule Of Fees And Other Expenses

DATE	DESCRIPTION	CASH
11/12/2019	MONTHLY FEE TO KEENAN AND ASSOCIATES OCTOBER 2019	1,327.39
12/13/2019	MONTHLY FEE TO BENEFIT TRUST COMPANY NOVEMBER 2019	510.70
12/13/2019	MONTHLY FEE TO KEENAN AND ASSOCIATES NOVEMBER 2019	1,348.66
12/13/2019	MONTHLY FEE TO MORGAN STANLEY NOVEMBER 2019	392.18
01/09/2020	MONTHLY FEE TO BENEFIT TRUST COMPANY DECEMBER 2019	517.72
01/09/2020	MONTHLY FEE TO KEENAN AND ASSOCIATES DECEMBER 2019	1,366.90
01/09/2020	MONTHLY FEE TO MORGAN STANLEY DECEMBER 2019	398.32
02/12/2020	MONTHLY FEE TO BENEFIT TRUST COMPANY JANUARY 2020	519.85
02/12/2020	MONTHLY FEE TO KEENAN AND ASSOCIATES JANUARY 2020	1,372.45
02/12/2020	MONTHLY FEE TO MORGAN STANLEY JANUARY 2020	400.18
03/17/2020	MONTHLY FEE TO BENEFIT TRUST COMPANY FEBRUARY 2020	502.15
03/17/2020	MONTHLY FEE TO MORGAN STANLEY FEBRUARY 2020	384.69
03/17/2020	MONTHLY FEE TO KEENAN AND ASSOCIATES FEBRUARY 2020	1,326.43
04/08/2020	MONTHLY FEE TO BENEFIT TRUST COMPANY MARCH 2020	451.54
04/08/2020	MONTHLY FEE TO KEENAN AND ASSOCIATES MARCH 2020	1,189.32



Statement Period
Account Number

07/01/2019 through 06/30/2020
115150007300
BENEFIT TRUST COMPANY
AS TRUSTEE FOR ANTELOPE
VALLEY COMMUNITY COLLEGE
DISTRICT PUBLIC ENTITY
INVESTMENT TRUST

Schedule Of Fees And Other Expenses

DATE	DESCRIPTION	CASH
04/08/2020	MONTHLY FEE TO MORGAN STANLEY MARCH 2020	340.41
05/14/2020	MONTHLY FEE TO BENEFIT TRUST COMPANY APRIL 2020	481.49
05/14/2020	MONTHLY FEE TO KEENAN AND ASSOCIATES APRIL 2020	1,272.71
05/14/2020	MONTHLY FEE TO MORGAN STANLEY APRIL 2020	366.62
06/09/2020	MONTHLY FEE TO BENEFIT TRUST COMPANY MAY 2020	498.39
06/09/2020	MONTHLY FEE TO KEENAN AND ASSOCIATES MAY 2020	1,316.65
06/09/2020	MONTHLY FEE TO MORGAN STANLEY MAY 2020	381.40
TOTAL ADMINISTRATIVE FEES AND EXPENSES		25,694.49
TOTAL FEES AND OTHER EXPENSES		25,694.49

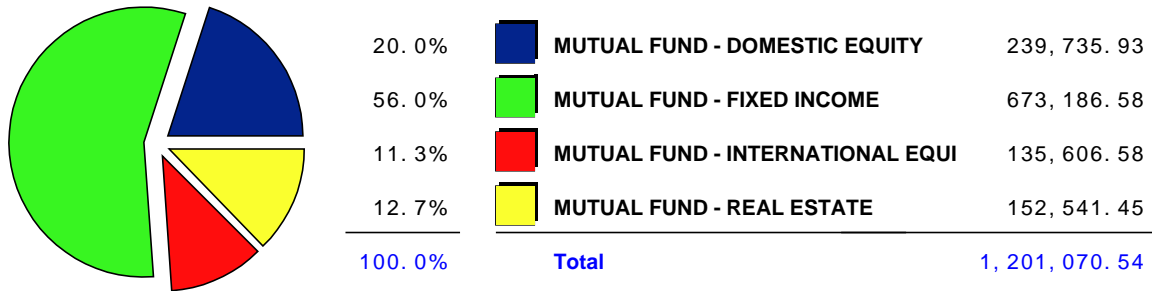


Statement Period
Account Number

07/01/2019 through 06/30/2020
115150007300
BENEFIT TRUST COMPANY
AS TRUSTEE FOR ANTELOPE
VALLEY COMMUNITY COLLEGE
DISTRICT PUBLIC ENTITY
INVESTMENT TRUST

Schedule Of Purchases

Purchase Allocation



Purchase Schedule

TRADE DATE	SETTLMT DATE	DESCRIPTION	UNITS	AVG COST
MUTUAL FUND - FIXED INCOME				
BLACKROCK TOTAL RETURN - K				
07/31/2019	08/01/2019	PURCHASED 33.209 SHS BLACKROCK TOTAL RETURN - K ON 07/31/2019 AT 11.81 FOR REINVESTMENT	33.209	392.20
08/05/2019	08/06/2019	PURCHASED 1,947.971 SHS BLACKROCK TOTAL RETURN - K ON 08/05/2019 AT 11.92	1,947.971	23,219.81
08/30/2019	09/03/2019	PURCHASED 33.752 SHS BLACKROCK TOTAL RETURN - K ON 08/30/2019 AT 12.05 FOR REINVESTMENT	33.752	406.71



Statement Period
Account Number

07/01/2019 through 06/30/2020
115150007300
**BENEFIT TRUST COMPANY
AS TRUSTEE FOR ANTELOPE
VALLEY COMMUNITY COLLEGE
DISTRICT PUBLIC ENTITY
INVESTMENT TRUST**

Schedule Of Purchases

TRADE DATE	SETTLMT DATE	DESCRIPTION	UNITS	AVG COST
09/30/2019	10/01/2019	PURCHASED 35.259 SHS BLACKROCK TOTAL RETURN - K ON 09/30/2019 AT 11.95 FOR REINVESTMENT	35.259	421.34
10/31/2019	11/04/2019	PURCHASED 32.049 SHS BLACKROCK TOTAL RETURN - K ON 10/31/2019 AT 11.96 FOR REINVESTMENT	32.049	383.31
11/05/2019	11/06/2019	PURCHASED 6,480.605 SHS BLACKROCK TOTAL RETURN - K ON 11/05/2019 AT 11.88	6,480.605	76,989.59
11/29/2019	12/02/2019	PURCHASED 44.609 SHS BLACKROCK TOTAL RETURN - K ON 11/29/2019 AT 11.93 FOR REINVESTMENT	44.609	532.19
12/03/2019	12/04/2019	PURCHASED .321 SHS BLACKROCK TOTAL RETURN - K ON 12/03/2019 AT 11.95	.321	3.83
12/31/2019	01/02/2020	PURCHASED 51.163 SHS BLACKROCK TOTAL RETURN - K ON 12/31/2019 AT 11.93 FOR REINVESTMENT	51.163	610.38
01/31/2020	02/03/2020	PURCHASED 43.314 SHS BLACKROCK TOTAL RETURN - K ON 01/31/2020 AT 12.12 FOR REINVESTMENT	43.314	524.97
02/06/2020	02/07/2020	PURCHASED 567.853 SHS BLACKROCK TOTAL RETURN - K ON 02/06/2020 AT 12.08	567.853	6,859.67
02/28/2020	03/02/2020	PURCHASED 40.723 SHS BLACKROCK TOTAL RETURN - K ON 02/28/2020 AT 12.28 FOR REINVESTMENT	40.723	500.08
03/31/2020	04/01/2020	PURCHASED 53.651 SHS BLACKROCK TOTAL RETURN - K ON 03/31/2020 AT 11.79 FOR REINVESTMENT	53.651	632.54
04/30/2020	05/01/2020	PURCHASED 48.326 SHS BLACKROCK TOTAL RETURN - K ON 04/30/2020 AT 12.10 FOR REINVESTMENT	48.326	584.75



Statement Period
Account Number

07/01/2019 through 06/30/2020
115150007300
**BENEFIT TRUST COMPANY
AS TRUSTEE FOR ANTELOPE
VALLEY COMMUNITY COLLEGE
DISTRICT PUBLIC ENTITY
INVESTMENT TRUST**

Schedule Of Purchases

TRADE DATE	SETTLMT DATE	DESCRIPTION	UNITS	AVG COST
05/29/2020	06/01/2020	PURCHASED 34.049 SHS BLACKROCK TOTAL RETURN - K ON 05/29/2020 AT 12.26 FOR REINVESTMENT	34.049	417.44
06/30/2020	07/01/2020	PURCHASED 25.597 SHS BLACKROCK TOTAL RETURN - K ON 06/30/2020 AT 12.39 FOR REINVESTMENT	25.597	317.15
TOTAL			9,472.451	112,795.96
GUGGENHEIM INVESTMENTS MACRO OPPORTUNITIES INST.				
07/31/2019	08/01/2019	PURCHASED 15.474 SHS GUGGENHEIM INVESTMENTS MACRO OPPORTUNITIES INST. ON 07/31/2019 AT 25.91 FOR REINVESTMENT	15.474	400.94
08/05/2019	08/06/2019	PURCHASED 894.79 SHS GUGGENHEIM INVESTMENTS MACRO OPPORTUNITIES INST. ON 08/05/2019 AT 25.95	894.79	23,219.81
08/30/2019	09/03/2019	PURCHASED 15.513 SHS GUGGENHEIM INVESTMENTS MACRO OPPORTUNITIES INST. ON 08/30/2019 AT 25.92 FOR REINVESTMENT	15.513	402.10
09/30/2019	10/01/2019	PURCHASED 117.361 SHS GUGGENHEIM INVESTMENTS MACRO OPPORTUNITIES INST. ON 09/30/2019 AT 25.85	117.361	3,033.77
09/30/2019	10/02/2019	PURCHASED 15.108 SHS GUGGENHEIM INVESTMENTS MACRO OPPORTUNITIES INST. ON 09/30/2019 AT 25.85 FOR REINVESTMENT	15.108	390.53
10/31/2019	11/04/2019	PURCHASED 19.484 SHS GUGGENHEIM INVESTMENTS MACRO OPPORTUNITIES INST. ON 10/31/2019 AT 25.79 FOR REINVESTMENT	19.484	502.48
TOTAL			1,077.73	27,949.63



Statement Period
Account Number

07/01/2019 through 06/30/2020
115150007300
**BENEFIT TRUST COMPANY
AS TRUSTEE FOR ANTELOPE
VALLEY COMMUNITY COLLEGE
DISTRICT PUBLIC ENTITY
INVESTMENT TRUST**

Schedule Of Purchases

TRADE DATE	SETTLMT DATE	DESCRIPTION	UNITS	AVG COST
GUGGENHEIM INVESTMENTS INVESTMENT GRADE BOND FUND				
07/31/2019	08/01/2019	PURCHASED 16.027 SHS GUGGENHEIM INVESTMENTS INVESTMENT GRADE BOND FUND ON 07/31/2019 AT 18.70 FOR REINVESTMENT	16.027	299.71
08/05/2019	08/06/2019	PURCHASED 1,226.614 SHS GUGGENHEIM INVESTMENTS INVESTMENT GRADE BOND FUND ON 08/05/2019 AT 18.93	1,226.614	23,219.81
08/30/2019	09/03/2019	PURCHASED 18.42 SHS GUGGENHEIM INVESTMENTS INVESTMENT GRADE BOND FUND ON 08/30/2019 AT 19.04 FOR REINVESTMENT	18.42	350.71
09/30/2019	10/02/2019	PURCHASED 17.324 SHS GUGGENHEIM INVESTMENTS INVESTMENT GRADE BOND FUND ON 09/30/2019 AT 18.91 FOR REINVESTMENT	17.324	327.59
10/31/2019	11/04/2019	PURCHASED 16.493 SHS GUGGENHEIM INVESTMENTS INVESTMENT GRADE BOND FUND ON 10/31/2019 AT 18.89 FOR REINVESTMENT	16.493	311.56
11/05/2019	11/06/2019	PURCHASED 4,149.054 SHS GUGGENHEIM INVESTMENTS INVESTMENT GRADE BOND FUND ON 11/05/2019 AT 18.74	4,149.054	77,753.28
11/29/2019	12/02/2019	PURCHASED 20.185 SHS GUGGENHEIM INVESTMENTS INVESTMENT GRADE BOND FUND ON 11/29/2019 AT 18.81 FOR REINVESTMENT	20.185	379.68
12/03/2019	12/04/2019	PURCHASED .203 SHS GUGGENHEIM INVESTMENTS INVESTMENT GRADE BOND FUND ON 12/03/2019 AT 18.86	.203	3.83
12/31/2019	01/02/2020	PURCHASED 20.282 SHS GUGGENHEIM INVESTMENTS INVESTMENT GRADE BOND FUND ON 12/31/2019 AT 18.69 FOR REINVESTMENT	20.282	379.07



Statement Period
Account Number

07/01/2019 through 06/30/2020
115150007300
**BENEFIT TRUST COMPANY
AS TRUSTEE FOR ANTELOPE
VALLEY COMMUNITY COLLEGE
DISTRICT PUBLIC ENTITY
INVESTMENT TRUST**

Schedule Of Purchases

TRADE DATE	SETTLMT DATE	DESCRIPTION	UNITS	AVG COST
01/31/2020	02/03/2020	PURCHASED 22.199 SHS GUGGENHEIM INVESTMENTS INVESTMENT GRADE BOND FUND ON 01/31/2020 AT 19.05 FOR REINVESTMENT	22.199	422.89
02/06/2020	02/07/2020	PURCHASED 465.251 SHS GUGGENHEIM INVESTMENTS INVESTMENT GRADE BOND FUND ON 02/06/2020 AT 18.93	465.251	8,807.21
02/28/2020	03/02/2020	PURCHASED 20.141 SHS GUGGENHEIM INVESTMENTS INVESTMENT GRADE BOND FUND ON 02/28/2020 AT 19.35 FOR REINVESTMENT	20.141	389.73
03/31/2020	04/01/2020	PURCHASED 25.788 SHS GUGGENHEIM INVESTMENTS INVESTMENT GRADE BOND FUND ON 03/31/2020 AT 19.19 FOR REINVESTMENT	25.788	494.87
04/30/2020	05/01/2020	PURCHASED 25.491 SHS GUGGENHEIM INVESTMENTS INVESTMENT GRADE BOND FUND ON 04/30/2020 AT 19.51 FOR REINVESTMENT	25.491	497.33
05/29/2020	06/01/2020	PURCHASED 29.425 SHS GUGGENHEIM INVESTMENTS INVESTMENT GRADE BOND FUND ON 05/29/2020 AT 19.80 FOR REINVESTMENT	29.425	582.61
06/30/2020	07/01/2020	PURCHASED 28.395 SHS GUGGENHEIM INVESTMENTS INVESTMENT GRADE BOND FUND ON 06/30/2020 AT 20.11 FOR REINVESTMENT	28.395	571.03
TOTAL			6,101.292	114,790.91
HARTFORD WORLD BOND - Y				
08/05/2019	08/06/2019	PURCHASED 1,066.514 SHS HARTFORD WORLD BOND - Y ON 08/05/2019 AT 10.90	1,066.514	11,625.00
09/27/2019	10/01/2019	PURCHASED 20.086 SHS HARTFORD WORLD BOND - Y ON 09/27/2019 AT 10.88 FOR REINVESTMENT	20.086	218.54



Statement Period
Account Number

07/01/2019 through 06/30/2020
115150007300
BENEFIT TRUST COMPANY
AS TRUSTEE FOR ANTELOPE
VALLEY COMMUNITY COLLEGE
DISTRICT PUBLIC ENTITY
INVESTMENT TRUST

Schedule Of Purchases

TRADE DATE	SETTLMT DATE	DESCRIPTION	UNITS	AVG COST
12/03/2019	12/04/2019	PURCHASED .08 SHS HARTFORD WORLD BOND - Y ON 12/03/2019 AT 10.81	.08	0.87
12/17/2019	12/19/2019	PURCHASED 22.187 SHS HARTFORD WORLD BOND - Y ON 12/17/2019 AT 10.76 FOR REINVESTMENT	22.187	238.73
12/27/2019	12/31/2019	PURCHASED 82.565 SHS HARTFORD WORLD BOND - Y ON 12/27/2019 AT 10.59 FOR REINVESTMENT	82.565	874.36
02/06/2020	02/07/2020	PURCHASED 276.466 SHS HARTFORD WORLD BOND - Y ON 02/06/2020 AT 10.55	276.466	2,916.72
TOTAL			1,467.898	15,874.22
LEGG MASON BW GLOBAL OPPORTUNITIES BOND IS				
08/05/2019	08/06/2019	PURCHASED 1,143.068 SHS LEGG MASON BW GLOBAL OPPORTUNITIES BOND IS ON 08/05/2019 AT 10.17	1,143.068	11,625.00
09/30/2019	10/01/2019	PURCHASED 124.606 SHS LEGG MASON BW GLOBAL OPPORTUNITIES BOND IS ON 09/30/2019 AT 10.22	124.606	1,273.47
09/30/2019	10/01/2019	PURCHASED 26.193 SHS LEGG MASON BW GLOBAL OPPORTUNITIES BOND IS ON 09/30/2019 AT 10.22 FOR REINVESTMENT	26.193	267.69
TOTAL			1,293.867	13,166.16
LEGG MASON BW ALTERNATIVE CREDIT				
08/05/2019	08/06/2019	PURCHASED 1,103.989 SHS LEGG MASON BW ALTERNATIVE CREDIT ON 08/05/2019 AT 10.53	1,103.989	11,625.00
09/30/2019	10/01/2019	PURCHASED 31.58 SHS LEGG MASON BW ALTERNATIVE CREDIT ON 09/30/2019 AT 10.54 FOR REINVESTMENT	31.58	332.85



Statement Period
Account Number

07/01/2019 through 06/30/2020
115150007300
BENEFIT TRUST COMPANY
AS TRUSTEE FOR ANTELOPE
VALLEY COMMUNITY COLLEGE
DISTRICT PUBLIC ENTITY
INVESTMENT TRUST

Schedule Of Purchases

TRADE DATE	SETTLMT DATE	DESCRIPTION	UNITS	AVG COST
TOTAL			1,135.569	11,957.85
		PRUDENTIAL GBL TOTL RTRN FD INC PGIM TTL R6		
11/05/2019	11/06/2019	PURCHASED 7,518.931 SHS PRUDENTIAL GBL TOTL RTRN FD INC PGIM TTL R6 ON 11/05/2019 AT 7.08	7,518.931	53,234.03
11/12/2019	11/13/2019	PURCHASED 1.832 SHS PRUDENTIAL GBL TOTL RTRN FD INC PGIM TTL R6 ON 11/12/2019 AT 7.03	1.832	12.88
11/21/2019	11/22/2019	PURCHASED .729 SHS PRUDENTIAL GBL TOTL RTRN FD INC PGIM TTL R6 ON 11/21/2019 AT 7.08	.729	5.16
11/25/2019	11/26/2019	PURCHASED .749 SHS PRUDENTIAL GBL TOTL RTRN FD INC PGIM TTL R6 ON 11/25/2019 AT 7.08	.749	5.30
11/29/2019	12/02/2019	PURCHASED 18.946 SHS PRUDENTIAL GBL TOTL RTRN FD INC PGIM TTL R6 ON 11/29/2019 AT 7.08 FOR REINVESTMENT	18.946	134.14
12/03/2019	12/04/2019	PURCHASED .123 SHS PRUDENTIAL GBL TOTL RTRN FD INC PGIM TTL R6 ON 12/03/2019 AT 7.10	.123	0.87
12/18/2019	12/19/2019	PURCHASED 61.568 SHS PRUDENTIAL GBL TOTL RTRN FD INC PGIM TTL R6 ON 12/18/2019 AT 6.92 FOR REINVESTMENT	61.568	426.05
12/18/2019	12/19/2019	PURCHASED 125.712 SHS PRUDENTIAL GBL TOTL RTRN FD INC PGIM TTL R6 ON 12/18/2019 AT 6.92 FOR REINVESTMENT	125.712	869.93
12/31/2019	01/02/2020	PURCHASED 22.965 SHS PRUDENTIAL GBL TOTL RTRN FD INC PGIM TTL R6 ON 12/31/2019 AT 6.95 FOR REINVESTMENT	22.965	159.61



Statement Period
Account Number

07/01/2019 through 06/30/2020
115150007300
**BENEFIT TRUST COMPANY
AS TRUSTEE FOR ANTELOPE
VALLEY COMMUNITY COLLEGE
DISTRICT PUBLIC ENTITY
INVESTMENT TRUST**

Schedule Of Purchases

TRADE DATE	SETTLMT DATE	DESCRIPTION	UNITS	AVG COST
01/31/2020	02/03/2020	PURCHASED 24.868 SHS PRUDENTIAL GBL TOTL RTRN FD INC PGIM TTL R6 ON 01/31/2020 AT 7.06 FOR REINVESTMENT	24.868	175.57
02/06/2020	02/07/2020	PURCHASED 211.317 SHS PRUDENTIAL GBL TOTL RTRN FD INC PGIM TTL R6 ON 02/06/2020 AT 7.00	211.317	1,479.22
02/07/2020	02/10/2020	PURCHASED 7,945.437 SHS PRUDENTIAL GBL TOTL RTRN FD INC PGIM TTL R6 ON 02/07/2020 AT 7.02	7,945.437	55,776.97
02/18/2020	02/19/2020	PURCHASED .751 SHS PRUDENTIAL GBL TOTL RTRN FD INC PGIM TTL R6 ON 02/18/2020 AT 7.02	.751	5.27
02/28/2020	03/02/2020	PURCHASED 30.215 SHS PRUDENTIAL GBL TOTL RTRN FD INC PGIM TTL R6 ON 02/28/2020 AT 7.07 FOR REINVESTMENT	30.215	213.62
03/31/2020	04/01/2020	PURCHASED 56.722 SHS PRUDENTIAL GBL TOTL RTRN FD INC PGIM TTL R6 ON 03/31/2020 AT 6.40 FOR REINVESTMENT	56.722	363.02
04/30/2020	05/01/2020	PURCHASED 52.116 SHS PRUDENTIAL GBL TOTL RTRN FD INC PGIM TTL R6 ON 04/30/2020 AT 6.58 FOR REINVESTMENT	52.116	342.92
05/29/2020	06/01/2020	PURCHASED 54.704 SHS PRUDENTIAL GBL TOTL RTRN FD INC PGIM TTL R6 ON 05/29/2020 AT 6.76 FOR REINVESTMENT	54.704	369.80
06/30/2020	07/01/2020	PURCHASED 50.984 SHS PRUDENTIAL GBL TOTL RTRN FD INC PGIM TTL R6 ON 06/30/2020 AT 6.86 FOR REINVESTMENT	50.984	349.75
TOTAL			16,178.669	113,924.11



Statement Period
Account Number

07/01/2019 through 06/30/2020
115150007300
**BENEFIT TRUST COMPANY
AS TRUSTEE FOR ANTELOPE
VALLEY COMMUNITY COLLEGE
DISTRICT PUBLIC ENTITY
INVESTMENT TRUST**

Schedule Of Purchases

TRADE DATE	SETTLMT DATE	DESCRIPTION	UNITS	AVG COST
		PRUDENTIAL FUNDS TOTAL RETURN BOND CL Q		
07/31/2019	08/01/2019	PURCHASED 27.311 SHS PRUDENTIAL FUNDS TOTAL RETURN BOND CL Q ON 07/31/2019 AT 14.77 FOR REINVESTMENT	27.311	403.38
08/05/2019	08/06/2019	PURCHASED 1,555.245 SHS PRUDENTIAL FUNDS TOTAL RETURN BOND CL Q ON 08/05/2019 AT 14.93	1,555.245	23,219.81
08/30/2019	09/03/2019	PURCHASED 31.762 SHS PRUDENTIAL FUNDS TOTAL RETURN BOND CL Q ON 08/30/2019 AT 15.11 FOR REINVESTMENT	31.762	479.93
09/30/2019	10/01/2019	PURCHASED 27.582 SHS PRUDENTIAL FUNDS TOTAL RETURN BOND CL Q ON 09/30/2019 AT 15.03 FOR REINVESTMENT	27.582	414.55
10/31/2019	11/04/2019	PURCHASED 27.699 SHS PRUDENTIAL FUNDS TOTAL RETURN BOND CL Q ON 10/31/2019 AT 15.02 FOR REINVESTMENT	27.699	416.04
11/05/2019	11/06/2019	PURCHASED 5,180.481 SHS PRUDENTIAL FUNDS TOTAL RETURN BOND CL Q ON 11/05/2019 AT 14.90	5,180.481	77,189.17
11/29/2019	12/02/2019	PURCHASED 40.364 SHS PRUDENTIAL FUNDS TOTAL RETURN BOND CL Q ON 11/29/2019 AT 14.99 FOR REINVESTMENT	40.364	605.05
12/03/2019	12/04/2019	PURCHASED .256 SHS PRUDENTIAL FUNDS TOTAL RETURN BOND CL Q ON 12/03/2019 AT 15.03	.256	3.85
12/18/2019	12/19/2019	PURCHASED 278.101 SHS PRUDENTIAL FUNDS TOTAL RETURN BOND CL Q ON 12/18/2019 AT 14.43 FOR REINVESTMENT	278.101	4,013.00



Statement Period
Account Number

07/01/2019 through 06/30/2020
115150007300
**BENEFIT TRUST COMPANY
AS TRUSTEE FOR ANTELOPE
VALLEY COMMUNITY COLLEGE
DISTRICT PUBLIC ENTITY
INVESTMENT TRUST**

Schedule Of Purchases

TRADE DATE	SETTLMT DATE	DESCRIPTION	UNITS	AVG COST
12/18/2019	12/19/2019	PURCHASED 266.477 SHS PRUDENTIAL FUNDS TOTAL RETURN BOND CL Q ON 12/18/2019 AT 14.43 FOR REINVESTMENT	266.477	3,845.26
12/23/2019	12/24/2019	PURCHASED 42.22 SHS PRUDENTIAL FUNDS TOTAL RETURN BOND CL Q ON 12/23/2019 AT 14.40 FOR REINVESTMENT	42.22	607.97
12/31/2019	01/02/2020	PURCHASED 42.449 SHS PRUDENTIAL FUNDS TOTAL RETURN BOND CL Q ON 12/31/2019 AT 14.42 FOR REINVESTMENT	42.449	612.12
01/31/2020	02/03/2020	PURCHASED 41.95 SHS PRUDENTIAL FUNDS TOTAL RETURN BOND CL Q ON 01/31/2020 AT 14.74 FOR REINVESTMENT	41.95	618.35
02/06/2020	02/07/2020	PURCHASED 396.539 SHS PRUDENTIAL FUNDS TOTAL RETURN BOND CL Q ON 02/06/2020 AT 14.67	396.539	5,817.23
02/28/2020	03/02/2020	PURCHASED 39.698 SHS PRUDENTIAL FUNDS TOTAL RETURN BOND CL Q ON 02/28/2020 AT 14.91 FOR REINVESTMENT	39.698	591.90
03/31/2020	04/01/2020	PURCHASED 48.979 SHS PRUDENTIAL FUNDS TOTAL RETURN BOND CL Q ON 03/31/2020 AT 13.90 FOR REINVESTMENT	48.979	680.81
04/30/2020	05/01/2020	PURCHASED 46.479 SHS PRUDENTIAL FUNDS TOTAL RETURN BOND CL Q ON 04/30/2020 AT 14.26 FOR REINVESTMENT	46.479	662.79
05/29/2020	06/01/2020	PURCHASED 47.433 SHS PRUDENTIAL FUNDS TOTAL RETURN BOND CL Q ON 05/29/2020 AT 14.51 FOR REINVESTMENT	47.433	688.25



Statement Period
Account Number

07/01/2019 through 06/30/2020
115150007300
**BENEFIT TRUST COMPANY
AS TRUSTEE FOR ANTELOPE
VALLEY COMMUNITY COLLEGE
DISTRICT PUBLIC ENTITY
INVESTMENT TRUST**

Schedule Of Purchases

TRADE DATE	SETTLMT DATE	DESCRIPTION	UNITS	AVG COST
06/30/2020	07/01/2020	PURCHASED 44.666 SHS PRUDENTIAL FUNDS TOTAL RETURN BOND CL Q ON 06/30/2020 AT 14.72 FOR REINVESTMENT	44.666	657.49
TOTAL			8,185.691	121,526.95
THORNBURG INVESTMENT INCOME BUILDER R6				
08/05/2019	08/06/2019	PURCHASED 931.934 SHS THORNBURG INVESTMENT INCOME BUILDER R6 ON 08/05/2019 AT 20.77	931.934	19,356.26
09/20/2019	09/24/2019	PURCHASED 69.969 SHS THORNBURG INVESTMENT INCOME BUILDER R6 ON 09/20/2019 AT 21.85 FOR REINVESTMENT	69.969	1,528.82
12/03/2019	12/04/2019	PURCHASED .06 SHS THORNBURG INVESTMENT INCOME BUILDER R6 ON 12/03/2019 AT 21.93	.06	1.31
12/27/2019	12/31/2019	PURCHASED 63.111 SHS THORNBURG INVESTMENT INCOME BUILDER R6 ON 12/27/2019 AT 22.80 FOR REINVESTMENT	63.111	1,438.92
02/06/2020	02/07/2020	PURCHASED 76.58 SHS THORNBURG INVESTMENT INCOME BUILDER R6 ON 02/06/2020 AT 22.81	76.58	1,746.80
03/19/2020	03/23/2020	PURCHASED 49.036 SHS THORNBURG INVESTMENT INCOME BUILDER R6 ON 03/19/2020 AT 15.26 FOR REINVESTMENT	49.036	748.29
06/18/2020	06/22/2020	PURCHASED 40.8 SHS THORNBURG INVESTMENT INCOME BUILDER R6 ON 06/18/2020 AT 19.05 FOR REINVESTMENT	40.8	777.24
TOTAL			1,231.49	25,597.64



Statement Period
Account Number

07/01/2019 through 06/30/2020
115150007300
BENEFIT TRUST COMPANY
AS TRUSTEE FOR ANTELOPE
VALLEY COMMUNITY COLLEGE
DISTRICT PUBLIC ENTITY
INVESTMENT TRUST

Schedule Of Purchases

TRADE DATE	SETTLMT DATE	DESCRIPTION	UNITS	AVG COST
		WESTERN ASSET CORE PLUS BOND IS		
07/31/2019	08/01/2019	PURCHASED 35.253 SHS WESTERN ASSET CORE PLUS BOND IS ON 07/31/2019 AT 11.89 FOR REINVESTMENT	35.253	419.16
08/05/2019	08/06/2019	PURCHASED 1,936.598 SHS WESTERN ASSET CORE PLUS BOND IS ON 08/05/2019 AT 11.99	1,936.598	23,219.81
08/30/2019	09/03/2019	PURCHASED 40.035 SHS WESTERN ASSET CORE PLUS BOND IS ON 08/30/2019 AT 12.13 FOR REINVESTMENT	40.035	485.62
09/30/2019	10/01/2019	PURCHASED 35.795 SHS WESTERN ASSET CORE PLUS BOND IS ON 09/30/2019 AT 12.09 FOR REINVESTMENT	35.795	432.76
10/31/2019	11/04/2019	PURCHASED 34.146 SHS WESTERN ASSET CORE PLUS BOND IS ON 10/31/2019 AT 12.17 FOR REINVESTMENT	34.146	415.56
11/05/2019	11/06/2019	PURCHASED 6,310.496 SHS WESTERN ASSET CORE PLUS BOND IS ON 11/05/2019 AT 12.07	6,310.496	76,167.69
11/29/2019	12/02/2019	PURCHASED 89.118 SHS WESTERN ASSET CORE PLUS BOND IS ON 11/29/2019 AT 12.07 FOR REINVESTMENT	89.118	1,075.66
12/03/2019	12/04/2019	PURCHASED .316 SHS WESTERN ASSET CORE PLUS BOND IS ON 12/03/2019 AT 12.12	.316	3.83
12/18/2019	12/19/2019	PURCHASED 176.867 SHS WESTERN ASSET CORE PLUS BOND IS ON 12/18/2019 AT 11.91 FOR REINVESTMENT	176.867	2,106.49



Statement Period
Account Number

07/01/2019 through 06/30/2020
115150007300
BENEFIT TRUST COMPANY
AS TRUSTEE FOR ANTELOPE
VALLEY COMMUNITY COLLEGE
DISTRICT PUBLIC ENTITY
INVESTMENT TRUST

Schedule Of Purchases

TRADE DATE	SETTLMT DATE	DESCRIPTION	UNITS	AVG COST
12/18/2019	12/19/2019	PURCHASED 77.488 SHS WESTERN ASSET CORE PLUS BOND IS ON 12/18/2019 AT 11.91 FOR REINVESTMENT	77.488	922.88
12/31/2019	01/02/2020	PURCHASED 58.039 SHS WESTERN ASSET CORE PLUS BOND IS ON 12/31/2019 AT 11.96 FOR REINVESTMENT	58.039	694.15
01/31/2020	02/03/2020	PURCHASED 54.773 SHS WESTERN ASSET CORE PLUS BOND IS ON 01/31/2020 AT 12.14 FOR REINVESTMENT	54.773	664.94
02/06/2020	02/07/2020	PURCHASED 501.64 SHS WESTERN ASSET CORE PLUS BOND IS ON 02/06/2020 AT 12.12	501.64	6,079.88
02/28/2020	03/02/2020	PURCHASED 49.322 SHS WESTERN ASSET CORE PLUS BOND IS ON 02/28/2020 AT 12.20 FOR REINVESTMENT	49.322	601.73
03/31/2020	04/01/2020	PURCHASED 53.653 SHS WESTERN ASSET CORE PLUS BOND IS ON 03/31/2020 AT 11.60 FOR REINVESTMENT	53.653	622.38
04/30/2020	05/01/2020	PURCHASED 50.677 SHS WESTERN ASSET CORE PLUS BOND IS ON 04/30/2020 AT 11.94 FOR REINVESTMENT	50.677	605.08
05/29/2020	06/01/2020	PURCHASED 48.149 SHS WESTERN ASSET CORE PLUS BOND IS ON 05/29/2020 AT 12.17 FOR REINVESTMENT	48.149	585.97
06/30/2020	07/01/2020	PURCHASED 40.681 SHS WESTERN ASSET CORE PLUS BOND IS ON 06/30/2020 AT 12.28 FOR REINVESTMENT	40.681	499.56
TOTAL			9,593.046	115,603.15



Statement Period
Account Number

07/01/2019 through 06/30/2020
115150007300
BENEFIT TRUST COMPANY
AS TRUSTEE FOR ANTELOPE
VALLEY COMMUNITY COLLEGE
DISTRICT PUBLIC ENTITY
INVESTMENT TRUST

Schedule Of Purchases

TRADE DATE	SETTLMT DATE	DESCRIPTION	UNITS	AVG COST
TOTAL MUTUAL FUND - FIXED INCOME			55,737.703	673,186.58
MUTUAL FUND - DOMESTIC EQUITY				
ALGER FUNDS SMALL CAP FOCUS Z				
08/05/2019	08/06/2019	PURCHASED 879.025 SHS ALGER FUNDS SMALL CAP FOCUS Z ON 08/05/2019 AT 22.02	879.025	19,356.12
09/30/2019	10/01/2019	PURCHASED 28.147 SHS ALGER FUNDS SMALL CAP FOCUS Z ON 09/30/2019 AT 20.95	28.147	589.69
11/05/2019	11/06/2019	PURCHASED 111.594 SHS ALGER FUNDS SMALL CAP FOCUS Z ON 11/05/2019 AT 20.99	111.594	2,342.36
12/03/2019	12/04/2019	PURCHASED .1 SHS ALGER FUNDS SMALL CAP FOCUS Z ON 12/03/2019 AT 21.85	.1	2.19
12/18/2019	12/19/2019	PURCHASED 76.448 SHS ALGER FUNDS SMALL CAP FOCUS Z ON 12/18/2019 AT 21.46 FOR REINVESTMENT	76.448	1,640.58
12/18/2019	12/19/2019	PURCHASED 90.246 SHS ALGER FUNDS SMALL CAP FOCUS Z ON 12/18/2019 AT 21.46 FOR REINVESTMENT	90.246	1,936.68
TOTAL			1,185.56	25,867.62
ALGER FUNDS FOCUS EQUITY FUND CL Y				
08/05/2019	08/06/2019	PURCHASED 640.913 SHS ALGER FUNDS FOCUS EQUITY FUND CL Y ON 08/05/2019 AT 36.24	640.913	23,226.68
12/03/2019	12/04/2019	PURCHASED .067 SHS ALGER FUNDS FOCUS EQUITY FUND CL Y ON 12/03/2019 AT 39.37	.067	2.62



Statement Period
Account Number

07/01/2019 through 06/30/2020
115150007300
BENEFIT TRUST COMPANY
AS TRUSTEE FOR ANTELOPE
VALLEY COMMUNITY COLLEGE
DISTRICT PUBLIC ENTITY
INVESTMENT TRUST

Schedule Of Purchases

TRADE DATE	SETTLMT DATE	DESCRIPTION	UNITS	AVG COST
12/18/2019	12/19/2019	PURCHASED 13.568 SHS ALGER FUNDS FOCUS EQUITY FUND CL Y ON 12/18/2019 AT 39.66 FOR REINVESTMENT	13.568	538.09
12/18/2019	12/19/2019	PURCHASED 11.939 SHS ALGER FUNDS FOCUS EQUITY FUND CL Y ON 12/18/2019 AT 39.66 FOR REINVESTMENT	11.939	473.52
12/18/2019	12/19/2019	PURCHASED 67.347 SHS ALGER FUNDS FOCUS EQUITY FUND CL Y ON 12/18/2019 AT 39.66 FOR REINVESTMENT	67.347	2,670.99
TOTAL			733.834	26,911.90
BRANDES FUNDS INTERNATIONAL SMALL CAP R6				
08/05/2019	08/06/2019	PURCHASED 1,161.77 SHS BRANDES FUNDS INTERNATIONAL SMALL CAP R6 ON 08/05/2019 AT 10.00	1,161.77	11,617.70
09/30/2019	10/02/2019	PURCHASED 28.453 SHS BRANDES FUNDS INTERNATIONAL SMALL CAP R6 ON 09/30/2019 AT 10.28 FOR REINVESTMENT	28.453	292.50
TOTAL			1,190.223	11,910.20
COLUMBIA CONTRARIAN CORE				
08/05/2019	08/06/2019	PURCHASED 761.433 SHS COLUMBIA CONTRARIAN CORE ON 08/05/2019 AT 25.43	761.433	19,363.24
12/03/2019	12/04/2019	PURCHASED .079 SHS COLUMBIA CONTRARIAN CORE ON 12/03/2019 AT 27.65	.079	2.19
12/10/2019	12/12/2019	PURCHASED 59.269 SHS COLUMBIA CONTRARIAN CORE ON 12/10/2019 AT 26.41 FOR REINVESTMENT	59.269	1,565.29



Statement Period
Account Number

07/01/2019 through 06/30/2020
115150007300
BENEFIT TRUST COMPANY
AS TRUSTEE FOR ANTELOPE
VALLEY COMMUNITY COLLEGE
DISTRICT PUBLIC ENTITY
INVESTMENT TRUST

Schedule Of Purchases

TRADE DATE	SETTLMT DATE	DESCRIPTION	UNITS	AVG COST
12/10/2019	12/12/2019	PURCHASED 11.34 SHS COLUMBIA CONTRARIAN CORE ON 12/10/2019 AT 26.41 FOR REINVESTMENT	11.34	299.49
12/10/2019	12/12/2019	PURCHASED 223.809 SHS COLUMBIA CONTRARIAN CORE ON 12/10/2019 AT 26.41 FOR REINVESTMENT	223.809	5,910.80
TOTAL			1,055.93	27,141.01
OAKMARK SELECT FUND-INSTITUTIONAL				
08/05/2019	08/06/2019	PURCHASED 602.978 SHS OAKMARK SELECT FUND-INSTITUTIONAL ON 08/05/2019 AT 38.52	602.978	23,226.71
09/30/2019	10/01/2019	PURCHASED 505.784 SHS OAKMARK SELECT FUND-INSTITUTIONAL ON 09/30/2019 AT 39.23	505.784	19,841.91
12/03/2019	12/04/2019	PURCHASED .063 SHS OAKMARK SELECT FUND-INSTITUTIONAL ON 12/03/2019 AT 41.42	.063	2.62
12/12/2019	12/16/2019	PURCHASED 33.021 SHS OAKMARK SELECT FUND-INSTITUTIONAL ON 12/12/2019 AT 42.56 FOR REINVESTMENT	33.021	1,405.39
TOTAL			1,141.846	44,476.63
OAKMARK INTERNATIONAL INST.				
08/05/2019	08/06/2019	PURCHASED 540.402 SHS OAKMARK INTERNATIONAL INST. ON 08/05/2019 AT 21.48	540.402	11,607.83
09/30/2019	10/01/2019	PURCHASED 307.667 SHS OAKMARK INTERNATIONAL INST. ON 09/30/2019 AT 22.89	307.667	7,042.50
12/03/2019	12/04/2019	PURCHASED .036 SHS OAKMARK INTERNATIONAL INST. ON 12/03/2019 AT 24.10	.036	0.87



Statement Period
Account Number

07/01/2019 through 06/30/2020
115150007300
BENEFIT TRUST COMPANY
AS TRUSTEE FOR ANTELOPE
VALLEY COMMUNITY COLLEGE
DISTRICT PUBLIC ENTITY
INVESTMENT TRUST

Schedule Of Purchases

TRADE DATE	SETTLMT DATE	DESCRIPTION	UNITS	AVG COST
12/12/2019	12/16/2019	PURCHASED 44.129 SHS OAKMARK INTERNATIONAL INST. ON 12/12/2019 AT 24.33 FOR REINVESTMENT	44.129	1,073.67
02/06/2020	02/07/2020	PURCHASED 127.065 SHS OAKMARK INTERNATIONAL INST. ON 02/06/2020 AT 24.19	127.065	3,073.70
TOTAL			1,019.299	22,798.57
HARTFORD FUNDS MIDCAP CLASS Y				
08/05/2019	08/06/2019	PURCHASED 428.261 SHS HARTFORD FUNDS MIDCAP CLASS Y ON 08/05/2019 AT 36.16	428.261	15,485.90
09/30/2019	10/01/2019	PURCHASED .114 SHS HARTFORD FUNDS MIDCAP CLASS Y ON 09/30/2019 AT 36.98	.114	4.21
11/05/2019	11/06/2019	PURCHASED 2.117 SHS HARTFORD FUNDS MIDCAP CLASS Y ON 11/05/2019 AT 37.70	2.117	79.82
12/03/2019	12/04/2019	PURCHASED .046 SHS HARTFORD FUNDS MIDCAP CLASS Y ON 12/03/2019 AT 38.16	.046	1.75
12/10/2019	12/12/2019	PURCHASED 124.866 SHS HARTFORD FUNDS MIDCAP CLASS Y ON 12/10/2019 AT 36.83 FOR REINVESTMENT	124.866	4,598.83
TOTAL			555.404	20,170.51
JOHN HANCOCK INTERNATIONAL GROWTH R6				
08/05/2019	08/06/2019	PURCHASED 504.367 SHS JOHN HANCOCK INTERNATIONAL GROWTH R6 ON 08/05/2019 AT 26.87	504.367	13,552.34



Statement Period
Account Number

07/01/2019 through 06/30/2020
115150007300
**BENEFIT TRUST COMPANY
AS TRUSTEE FOR ANTELOPE
VALLEY COMMUNITY COLLEGE
DISTRICT PUBLIC ENTITY
INVESTMENT TRUST**

Schedule Of Purchases

TRADE DATE	SETTLMT DATE	DESCRIPTION	UNITS	AVG COST
09/30/2019	10/01/2019	PURCHASED 52.942 SHS JOHN HANCOCK INTERNATIONAL GROWTH R6 ON 09/30/2019 AT 27.85	52.942	1,474.44
12/03/2019	12/04/2019	PURCHASED .053 SHS JOHN HANCOCK INTERNATIONAL GROWTH R6 ON 12/03/2019 AT 28.81	.053	1.53
12/13/2019	12/17/2019	PURCHASED 25.011 SHS JOHN HANCOCK INTERNATIONAL GROWTH R6 ON 12/13/2019 AT 29.45 FOR REINVESTMENT	25.011	736.57
TOTAL			582.373	15,764.88
PRUDENTIAL JENNISON GLOBAL OPPS Q				
08/05/2019	08/06/2019	PURCHASED 319.379 SHS PRUDENTIAL JENNISON GLOBAL OPPS Q ON 08/05/2019 AT 24.23	319.379	7,738.56
09/30/2019	10/01/2019	PURCHASED 73.889 SHS PRUDENTIAL JENNISON GLOBAL OPPS Q ON 09/30/2019 AT 24.47	73.889	1,808.07
12/03/2019	12/04/2019	PURCHASED .033 SHS PRUDENTIAL JENNISON GLOBAL OPPS Q ON 12/03/2019 AT 26.31	.033	0.87
TOTAL			393.301	9,547.50
UNDISCOVERED MANAGERS BEHAVIORAL VALUE R6				
08/05/2019	08/06/2019	PURCHASED 263.814 SHS UNDISCOVERED MANAGERS BEHAVIORAL VALUE R6 ON 08/05/2019 AT 58.70	263.814	15,485.90
09/30/2019	10/01/2019	PURCHASED 159.842 SHS UNDISCOVERED MANAGERS BEHAVIORAL VALUE R6 ON 09/30/2019 AT 61.54	159.842	9,836.67



Statement Period
Account Number

07/01/2019 through 06/30/2020
115150007300
**BENEFIT TRUST COMPANY
AS TRUSTEE FOR ANTELOPE
VALLEY COMMUNITY COLLEGE
DISTRICT PUBLIC ENTITY
INVESTMENT TRUST**

Schedule Of Purchases

TRADE DATE	SETTLMT DATE	DESCRIPTION	UNITS	AVG COST
12/03/2019	12/04/2019	PURCHASED .028 SHS UNDISCOVERED MANAGERS BEHAVIORAL VALUE R6 ON 12/03/2019 AT 62.97	.028	1.75
12/12/2019	12/16/2019	PURCHASED 4.243 SHS UNDISCOVERED MANAGERS BEHAVIORAL VALUE R6 ON 12/12/2019 AT 62.71 FOR REINVESTMENT	4.243	266.05
12/12/2019	12/16/2019	PURCHASED 65.285 SHS UNDISCOVERED MANAGERS BEHAVIORAL VALUE R6 ON 12/12/2019 AT 62.71 FOR REINVESTMENT	65.285	4,094.02
12/19/2019	12/23/2019	PURCHASED 15.479 SHS UNDISCOVERED MANAGERS BEHAVIORAL VALUE R6 ON 12/19/2019 AT 62.84 FOR REINVESTMENT	15.479	972.72
02/06/2020	02/07/2020	PURCHASED 72.163 SHS UNDISCOVERED MANAGERS BEHAVIORAL VALUE R6 ON 02/06/2020 AT 60.80	72.163	4,387.49
06/26/2020	06/30/2020	PURCHASED 2.402 SHS UNDISCOVERED MANAGERS BEHAVIORAL VALUE R6 ON 06/26/2020 AT 42.68 FOR REINVESTMENT	2.402	102.51
TOTAL			583.256	35,147.11
TOTAL MUTUAL FUND - DOMESTIC EQUITY			8,441.026	239,735.93
MUTUAL FUND - INTERNATIONAL EQUITY				
GOLDMAN SACHS TR II GQG PARTNRS R6				
09/30/2019	10/01/2019	PURCHASED 5,377.498 SHS GOLDMAN SACHS TR II GQG PARTNRS R6 ON 09/30/2019 AT 14.48	5,377.498	77,866.17
10/02/2019	10/03/2019	PURCHASED 20.771 SHS GOLDMAN SACHS TR II GQG PARTNRS R6 ON 10/02/2019 AT 14.12	20.771	293.29



Statement Period
Account Number

07/01/2019 through 06/30/2020
115150007300
BENEFIT TRUST COMPANY
AS TRUSTEE FOR ANTELOPE
VALLEY COMMUNITY COLLEGE
DISTRICT PUBLIC ENTITY
INVESTMENT TRUST

Schedule Of Purchases

TRADE DATE	SETTLMT DATE	DESCRIPTION	UNITS	AVG COST
12/03/2019	12/04/2019	PURCHASED .088 SHS GOLDMAN SACHS TR II GQG PARTNRS R6 ON 12/03/2019 AT 14.83	.088	1.31
12/18/2019	12/20/2019	PURCHASED 36.201 SHS GOLDMAN SACHS TR II GQG PARTNRS R6 ON 12/18/2019 AT 15.25 FOR REINVESTMENT	36.201	552.07
TOTAL			5,434.558	78,712.84
HARTFORD INTERNATIONAL VALUE - Y				
08/05/2019	08/06/2019	PURCHASED 1,135.409 SHS HARTFORD INTERNATIONAL VALUE - Y ON 08/05/2019 AT 13.64	1,135.409	15,486.98
09/30/2019	10/01/2019	PURCHASED 597.799 SHS HARTFORD INTERNATIONAL VALUE - Y ON 09/30/2019 AT 14.34	597.799	8,572.44
12/03/2019	12/04/2019	PURCHASED .087 SHS HARTFORD INTERNATIONAL VALUE - Y ON 12/03/2019 AT 15.12	.087	1.31
12/27/2019	12/31/2019	PURCHASED 159.311 SHS HARTFORD INTERNATIONAL VALUE - Y ON 12/27/2019 AT 15.41 FOR REINVESTMENT	159.311	2,454.98
02/06/2020	02/07/2020	PURCHASED 395.564 SHS HARTFORD INTERNATIONAL VALUE - Y ON 02/06/2020 AT 14.57	395.564	5,763.37
TOTAL			2,288.17	32,279.08
AMERICAN FUNDS NEW PERSPECTIVE F2				
08/05/2019	08/06/2019	PURCHASED 271.211 SHS AMERICAN FUNDS NEW PERSPECTIVE F2 ON 08/05/2019 AT 42.80	271.211	11,607.83



Statement Period
Account Number

07/01/2019 through 06/30/2020
115150007300
**BENEFIT TRUST COMPANY
AS TRUSTEE FOR ANTELOPE
VALLEY COMMUNITY COLLEGE
DISTRICT PUBLIC ENTITY
INVESTMENT TRUST**

Schedule Of Purchases

TRADE DATE	SETTLMT DATE	DESCRIPTION	UNITS	AVG COST
12/03/2019	12/04/2019	PURCHASED .028 SHS AMERICAN FUNDS NEW PERSPECTIVE F2 ON 12/03/2019 AT 46.59	.028	1.31
12/20/2019	12/24/2019	PURCHASED 21.172 SHS AMERICAN FUNDS NEW PERSPECTIVE F2 ON 12/20/2019 AT 46.86 FOR REINVESTMENT	21.172	992.12
12/20/2019	12/24/2019	PURCHASED 46.2 SHS AMERICAN FUNDS NEW PERSPECTIVE F2 ON 12/20/2019 AT 46.86 FOR REINVESTMENT	46.2	2,164.91
TOTAL			338.611	14,766.17
AMERICAN FUNDS NEW WORLD F2				
08/05/2019	08/06/2019	PURCHASED 120.034 SHS AMERICAN FUNDS NEW WORLD F2 ON 08/05/2019 AT 64.47	120.034	7,738.56
12/03/2019	12/04/2019	PURCHASED .012 SHS AMERICAN FUNDS NEW WORLD F2 ON 12/03/2019 AT 69.62	.012	0.87
12/20/2019	12/24/2019	PURCHASED 10.192 SHS AMERICAN FUNDS NEW WORLD F2 ON 12/20/2019 AT 70.03 FOR REINVESTMENT	10.192	713.76
12/20/2019	12/24/2019	PURCHASED 19.89 SHS AMERICAN FUNDS NEW WORLD F2 ON 12/20/2019 AT 70.03 FOR REINVESTMENT	19.89	1,392.90
02/06/2020	02/07/2020	PURCHASED .034 SHS AMERICAN FUNDS NEW WORLD F2 ON 02/06/2020 AT 71.04	.034	2.40
TOTAL			150.162	9,848.49
TOTAL MUTUAL FUND - INTERNATIONAL EQUITY			8,211.501	135,606.58



Statement Period
Account Number

07/01/2019 through 06/30/2020
115150007300
BENEFIT TRUST COMPANY
AS TRUSTEE FOR ANTELOPE
VALLEY COMMUNITY COLLEGE
DISTRICT PUBLIC ENTITY
INVESTMENT TRUST

Schedule Of Purchases

TRADE DATE	SETTLMT DATE	DESCRIPTION	UNITS	AVG COST
MUTUAL FUND - REAL ESTATE				
COHEN AND STEERS REAL ESTATE SECURITIES - Z				
08/05/2019	08/06/2019	PURCHASED 692.474 SHS COHEN AND STEERS REAL ESTATE SECURITIES - Z ON 08/05/2019 AT 16.77	692.474	11,612.79
09/30/2019	10/02/2019	PURCHASED 30.588 SHS COHEN AND STEERS REAL ESTATE SECURITIES - Z ON 09/30/2019 AT 17.91 FOR REINVESTMENT	30.588	547.83
11/05/2019	11/06/2019	PURCHASED 4,654.419 SHS COHEN AND STEERS REAL ESTATE SECURITIES - Z ON 11/05/2019 AT 17.36	4,654.419	80,800.72
11/05/2019	11/07/2019	PURCHASED 70.349 SHS COHEN AND STEERS REAL ESTATE SECURITIES - Z ON 11/05/2019 AT 17.36 FOR REINVESTMENT	70.349	1,221.25
11/05/2019	11/07/2019	PURCHASED 26.381 SHS COHEN AND STEERS REAL ESTATE SECURITIES - Z ON 11/05/2019 AT 17.36 FOR REINVESTMENT	26.381	457.97
12/03/2019	12/04/2019	PURCHASED .15 SHS COHEN AND STEERS REAL ESTATE SECURITIES - Z ON 12/03/2019 AT 17.44	.15	2.62
12/18/2019	12/20/2019	PURCHASED 60.542 SHS COHEN AND STEERS REAL ESTATE SECURITIES - Z ON 12/18/2019 AT 17.13 FOR REINVESTMENT	60.542	1,037.09
02/06/2020	02/07/2020	PURCHASED 115.058 SHS COHEN AND STEERS REAL ESTATE SECURITIES - Z ON 02/06/2020 AT 18.17	115.058	2,090.61
03/31/2020	04/02/2020	PURCHASED 77.493 SHS COHEN AND STEERS REAL ESTATE SECURITIES - Z ON 03/31/2020 AT 13.23 FOR REINVESTMENT	77.493	1,025.23



Statement Period
Account Number

07/01/2019 through 06/30/2020
115150007300
**BENEFIT TRUST COMPANY
AS TRUSTEE FOR ANTELOPE
VALLEY COMMUNITY COLLEGE
DISTRICT PUBLIC ENTITY
INVESTMENT TRUST**

Schedule Of Purchases

TRADE DATE	SETTLMT DATE	DESCRIPTION	UNITS	AVG COST
06/30/2020	07/02/2020	PURCHASED 65.752 SHS COHEN AND STEERS REAL ESTATE SECURITIES - Z ON 06/30/2020 AT 14.59 FOR REINVESTMENT	65.752	959.32
06/30/2020	07/02/2020	PURCHASED 239.387 SHS COHEN AND STEERS REAL ESTATE SECURITIES - Z ON 06/30/2020 AT 14.59 FOR REINVESTMENT	239.387	3,492.66
TOTAL			6,032.593	103,248.09
PRUDENTIAL FUNDS GLOBAL REAL ESTATE CL Q				
07/19/2019	07/22/2019	PURCHASED 15.769 SHS PRUDENTIAL FUNDS GLOBAL REAL ESTATE CL Q ON 07/19/2019 AT 25.88 FOR REINVESTMENT	15.769	408.09
08/05/2019	08/06/2019	PURCHASED 383.342 SHS PRUDENTIAL FUNDS GLOBAL REAL ESTATE CL Q ON 08/05/2019 AT 25.24	383.342	9,675.55
10/18/2019	10/21/2019	PURCHASED 8.226 SHS PRUDENTIAL FUNDS GLOBAL REAL ESTATE CL Q ON 10/18/2019 AT 27.14 FOR REINVESTMENT	8.226	223.26
11/05/2019	11/06/2019	PURCHASED 984.081 SHS PRUDENTIAL FUNDS GLOBAL REAL ESTATE CL Q ON 11/05/2019 AT 26.92	984.081	26,491.46
12/03/2019	12/04/2019	PURCHASED .057 SHS PRUDENTIAL FUNDS GLOBAL REAL ESTATE CL Q ON 12/03/2019 AT 26.98	.057	1.53
12/19/2019	12/20/2019	PURCHASED 139.081 SHS PRUDENTIAL FUNDS GLOBAL REAL ESTATE CL Q ON 12/19/2019 AT 23.66 FOR REINVESTMENT	139.081	3,290.66
12/19/2019	12/20/2019	PURCHASED 73.962 SHS PRUDENTIAL FUNDS GLOBAL REAL ESTATE CL Q ON 12/19/2019 AT 23.66 FOR REINVESTMENT	73.962	1,749.94



Statement Period
Account Number

07/01/2019 through 06/30/2020
115150007300
**BENEFIT TRUST COMPANY
AS TRUSTEE FOR ANTELOPE
VALLEY COMMUNITY COLLEGE
DISTRICT PUBLIC ENTITY
INVESTMENT TRUST**

Schedule Of Purchases

TRADE DATE	SETTLMT DATE	DESCRIPTION	UNITS	AVG COST
12/19/2019	12/20/2019	PURCHASED 213.53 SHS PRUDENTIAL FUNDS GLOBAL REAL ESTATE CL Q ON 12/19/2019 AT 23.66 FOR REINVESTMENT	213.53	5,052.11
02/06/2020	02/07/2020	PURCHASED 81.326 SHS PRUDENTIAL FUNDS GLOBAL REAL ESTATE CL Q ON 02/06/2020 AT 24.98	81.326	2,031.52
04/17/2020	04/20/2020	PURCHASED 19.004 SHS PRUDENTIAL FUNDS GLOBAL REAL ESTATE CL Q ON 04/17/2020 AT 19.43 FOR REINVESTMENT	19.004	369.24
TOTAL			1,918.378	49,293.36
TOTAL MUTUAL FUND - REAL ESTATE			7,950.971	152,541.45
TOTAL PURCHASES			80,341.201	1,201,070.54

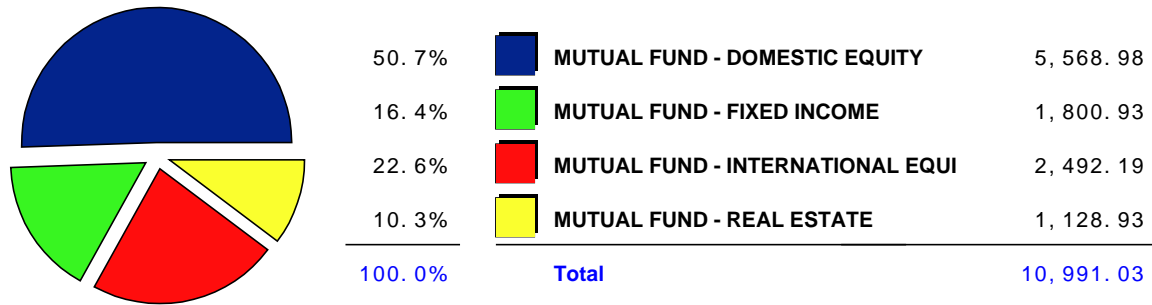


Statement Period
Account Number

07/01/2019 through 06/30/2020
115150007300
BENEFIT TRUST COMPANY
AS TRUSTEE FOR ANTELOPE
VALLEY COMMUNITY COLLEGE
DISTRICT PUBLIC ENTITY
INVESTMENT TRUST

Schedule Of Sales

Realized Gains & Losses Allocation



Realized Gains & Losses Schedule

TRADE DATE	SETTLMT DATE	DESCRIPTION	PROCEEDS	MKT / COST BASIS	MKT / COST GAIN / LOSS
MUTUAL FUND - FIXED INCOME					
BLACKROCK TOTAL RETURN - K					
07/09/2019	07/10/2019	SOLD 9.607 SHS BLACKROCK TOTAL RETURN - K ON 07/09/2019 AT 11.77	113.07	113.36 112.33	0.29- 0.74
08/12/2019	08/13/2019	SOLD 9.457 SHS BLACKROCK TOTAL RETURN - K ON 08/12/2019 AT 11.98	113.29	111.76 110.89	1.53 2.40
09/06/2019	09/09/2019	SOLD 10.879 SHS BLACKROCK TOTAL RETURN - K ON 09/06/2019 AT 12.02	130.76	128.57 127.57	2.19 3.19



Statement Period
Account Number

07/01/2019 through 06/30/2020
115150007300
**BENEFIT TRUST COMPANY
AS TRUSTEE FOR ANTELOPE
VALLEY COMMUNITY COLLEGE
DISTRICT PUBLIC ENTITY
INVESTMENT TRUST**

Schedule Of Sales

TRADE DATE	SETTLMT DATE	DESCRIPTION	PROCEEDS	MKT / COST BASIS	MKT / COST GAIN / LOSS
09/30/2019	10/01/2019	SOLD 618.872 SHS BLACKROCK TOTAL RETURN - K ON 09/30/2019 AT 11.95	7,395.52	7,313.68 7,257.04	81.84 138.48
10/07/2019	10/08/2019	SOLD 10.923 SHS BLACKROCK TOTAL RETURN - K ON 10/07/2019 AT 12.01	131.18	129.09 128.09	2.09 3.09
11/11/2019	11/12/2019	SOLD 16.355 SHS BLACKROCK TOTAL RETURN - K ON 11/11/2019 AT 11.85	193.81	193.62 192.63	0.19 1.18
12/12/2019	12/13/2019	SOLD 16.555 SHS BLACKROCK TOTAL RETURN - K ON 12/12/2019 AT 11.90	197.01	196.00 194.99	1.01 2.02
01/08/2020	01/09/2020	SOLD 16.73 SHS BLACKROCK TOTAL RETURN - K ON 01/08/2020 AT 11.94	199.76	198.07 197.06	1.69 2.70
02/11/2020	02/12/2020	SOLD 35.673 SHS BLACKROCK TOTAL RETURN - K ON 02/11/2020 AT 12.12	432.36	422.61 420.51	9.75 11.85
05/13/2020	05/14/2020	SOLD 15.99 SHS BLACKROCK TOTAL RETURN - K ON 05/13/2020 AT 12.10	193.48	189.45 188.52	4.03 4.96
06/08/2020	06/09/2020	SOLD 12.434 SHS BLACKROCK TOTAL RETURN - K ON 06/08/2020 AT 12.28	152.69	147.33 146.60	5.36 6.09
TOTAL 773.475 SHS			9,252.93	9,143.54 9,076.23	109.39 176.70
GUGGENHEIM INVESTMENTS MACRO OPPORTUNITIES INST.					
07/09/2019	07/10/2019	SOLD 4.361 SHS GUGGENHEIM INVESTMENTS MACRO OPPORTUNITIES INST. ON 07/09/2019 AT 25.93	113.07	113.12 115.39	0.05- 2.32-



Statement Period
Account Number

07/01/2019 through 06/30/2020
115150007300
**BENEFIT TRUST COMPANY
AS TRUSTEE FOR ANTELOPE
VALLEY COMMUNITY COLLEGE
DISTRICT PUBLIC ENTITY
INVESTMENT TRUST**

Schedule Of Sales

TRADE DATE	SETTLMT DATE	DESCRIPTION	PROCEEDS	MKT / COST BASIS	MKT / COST GAIN / LOSS
08/12/2019	08/13/2019	SOLD 4.366 SHS GUGGENHEIM INVESTMENTS MACRO OPPORTUNITIES INST. ON 08/12/2019 AT 25.95	113.29	113.26 115.18	0.03 1.89-
09/06/2019	09/09/2019	SOLD 5.051 SHS GUGGENHEIM INVESTMENTS MACRO OPPORTUNITIES INST. ON 09/06/2019 AT 25.89	130.76	131.03 133.24	0.27- 2.48-
10/07/2019	10/08/2019	SOLD 5.075 SHS GUGGENHEIM INVESTMENTS MACRO OPPORTUNITIES INST. ON 10/07/2019 AT 25.85	131.18	131.64 133.82	0.46- 2.64-
11/05/2019	11/06/2019	SOLD 6,044.872 SHS GUGGENHEIM INVESTMENTS MACRO OPPORTUNITIES INST. ON 11/05/2019 AT 25.76	155,715.90	156,797.29 159,378.97	1,081.39- 3,663.07-
11/12/2019	11/13/2019	SOLD .5 SHS GUGGENHEIM INVESTMENTS MACRO OPPORTUNITIES INST. ON 11/12/2019 AT 25.75	12.88	12.97 13.18	0.09- 0.30-
TOTAL 6,064.225 SHS			156,217.08	157,299.31 159,889.78	1,082.23- 3,672.70-
GUGGENHEIM INVESTMENTS INVESTMENT GRADE BOND FUND					
07/09/2019	07/10/2019	SOLD 6.05 SHS GUGGENHEIM INVESTMENTS INVESTMENT GRADE BOND FUND ON 07/09/2019 AT 18.69	113.07	113.32 111.13	0.25- 1.94
08/12/2019	08/13/2019	SOLD 5.969 SHS GUGGENHEIM INVESTMENTS INVESTMENT GRADE BOND FUND ON 08/12/2019 AT 18.98	113.29	111.97 110.14	1.32 3.15
09/06/2019	09/09/2019	SOLD 6.886 SHS GUGGENHEIM INVESTMENTS INVESTMENT GRADE BOND FUND ON 09/06/2019 AT 18.99	130.76	129.18 127.07	1.58 3.69
09/30/2019	10/01/2019	SOLD 121.632 SHS GUGGENHEIM INVESTMENTS INVESTMENT GRADE BOND FUND ON 09/30/2019 AT 18.91	2,300.06	2,281.81 2,244.49	18.25 55.57



Statement Period
Account Number

07/01/2019 through 06/30/2020
115150007300
**BENEFIT TRUST COMPANY
AS TRUSTEE FOR ANTELOPE
VALLEY COMMUNITY COLLEGE
DISTRICT PUBLIC ENTITY
INVESTMENT TRUST**

Schedule Of Sales

TRADE DATE	SETTLMT DATE	DESCRIPTION	PROCEEDS	MKT / COST BASIS	MKT / COST GAIN / LOSS
10/07/2019	10/08/2019	SOLD 6.901 SHS GUGGENHEIM INVESTMENTS INVESTMENT GRADE BOND FUND ON 10/07/2019 AT 19.01	131.18	129.46 127.35	1.72 3.83
11/11/2019	11/12/2019	SOLD 10.375 SHS GUGGENHEIM INVESTMENTS INVESTMENT GRADE BOND FUND ON 11/11/2019 AT 18.68	193.81	194.57 192.46	0.76- 1.35
12/12/2019	12/13/2019	SOLD 10.535 SHS GUGGENHEIM INVESTMENTS INVESTMENT GRADE BOND FUND ON 12/12/2019 AT 18.70	197.01	197.57 195.43	0.56- 1.58
01/08/2020	01/09/2020	SOLD 10.665 SHS GUGGENHEIM INVESTMENTS INVESTMENT GRADE BOND FUND ON 01/08/2020 AT 18.73	199.76	200.01 197.85	0.25- 1.91
02/11/2020	02/12/2020	SOLD 20.082 SHS GUGGENHEIM INVESTMENTS INVESTMENT GRADE BOND FUND ON 02/11/2020 AT 18.98	381.15	376.75 372.83	4.40 8.32
03/16/2020	03/17/2020	SOLD 113.851 SHS GUGGENHEIM INVESTMENTS INVESTMENT GRADE BOND FUND ON 03/16/2020 AT 19.44	2,213.27	2,136.01 2,113.84	77.26 99.43
04/07/2020	04/08/2020	SOLD 103.353 SHS GUGGENHEIM INVESTMENTS INVESTMENT GRADE BOND FUND ON 04/07/2020 AT 19.17	1,981.27	1,939.14 1,919.06	42.13 62.21
05/13/2020	05/14/2020	SOLD 99.143 SHS GUGGENHEIM INVESTMENTS INVESTMENT GRADE BOND FUND ON 05/13/2020 AT 19.44	1,927.34	1,860.30 1,841.07	67.04 86.27
06/08/2020	06/09/2020	SOLD 100.552 SHS GUGGENHEIM INVESTMENTS INVESTMENT GRADE BOND FUND ON 06/08/2020 AT 19.87	1,997.97	1,886.98 1,867.52	110.99 130.45
TOTAL 615.994 SHS			11,879.94	11,557.07 11,420.24	322.87 459.70



Statement Period
Account Number

07/01/2019 through 06/30/2020
115150007300
**BENEFIT TRUST COMPANY
AS TRUSTEE FOR ANTELOPE
VALLEY COMMUNITY COLLEGE
DISTRICT PUBLIC ENTITY
INVESTMENT TRUST**

Schedule Of Sales

TRADE DATE	SETTLMT DATE	DESCRIPTION	PROCEEDS	MKT / COST BASIS	MKT / COST GAIN / LOSS
HARTFORD WORLD BOND - Y					
07/09/2019	07/10/2019	SOLD 5.256 SHS HARTFORD WORLD BOND - Y ON 07/09/2019 AT 10.77	56.61	56.92 54.95	0.31- 1.66
08/12/2019	08/13/2019	SOLD 5.189 SHS HARTFORD WORLD BOND - Y ON 08/12/2019 AT 10.93	56.72	56.25 54.58	0.47 2.14
09/06/2019	09/09/2019	SOLD 5.99 SHS HARTFORD WORLD BOND - Y ON 09/06/2019 AT 10.93	65.47	64.93 63.01	0.54 2.46
09/30/2019	10/01/2019	SOLD 149.441 SHS HARTFORD WORLD BOND - Y ON 09/30/2019 AT 10.87	1,624.42	1,619.99 1,572.00	4.43 52.42
10/07/2019	10/08/2019	SOLD 6.009 SHS HARTFORD WORLD BOND - Y ON 10/07/2019 AT 10.93	65.68	65.14 63.22	0.54 2.46
11/05/2019	11/06/2019	SOLD 2,261.558 SHS HARTFORD WORLD BOND - Y ON 11/05/2019 AT 10.79	24,402.21	24,515.98 23,792.11	113.77- 610.10
11/11/2019	11/12/2019	SOLD 4.109 SHS HARTFORD WORLD BOND - Y ON 11/11/2019 AT 10.78	44.30	44.54 43.23	0.24- 1.07
12/12/2019	12/13/2019	SOLD 4.166 SHS HARTFORD WORLD BOND - Y ON 12/12/2019 AT 10.81	45.03	45.16 43.83	0.13- 1.20
01/08/2020	01/09/2020	SOLD 4.308 SHS HARTFORD WORLD BOND - Y ON 01/08/2020 AT 10.60	45.66	46.68 45.33	1.02- 0.33
02/07/2020	02/10/2020	SOLD 5,281.91 SHS HARTFORD WORLD BOND - Y ON 02/07/2020 AT 10.56	55,776.97	57,154.85 55,586.22	1,377.88- 190.75
02/18/2020	02/19/2020	SOLD .5 SHS HARTFORD WORLD BOND - Y ON 02/18/2020 AT 10.54	5.27	5.41 5.26	0.14- 0.01
TOTAL 7,728.436 SHS			82,188.34	83,675.85 81,323.74	1,487.51- 864.60



Statement Period
Account Number

07/01/2019 through 06/30/2020
115150007300
**BENEFIT TRUST COMPANY
AS TRUSTEE FOR ANTELOPE
VALLEY COMMUNITY COLLEGE
DISTRICT PUBLIC ENTITY
INVESTMENT TRUST**

Schedule Of Sales

TRADE DATE	SETTLMT DATE	DESCRIPTION	PROCEEDS	MKT / COST BASIS	MKT / COST GAIN / LOSS
LEGG MASON BW GLOBAL OPPORTUNITIES BOND IS					
07/09/2019	07/10/2019	SOLD 5.47 SHS LEGG MASON BW GLOBAL OPPORTUNITIES BOND IS ON 07/09/2019 AT 10.35	56.61	57.05 57.70	0.44- 1.09-
08/12/2019	08/13/2019	SOLD 5.523 SHS LEGG MASON BW GLOBAL OPPORTUNITIES BOND IS ON 08/12/2019 AT 10.27	56.72	57.39 57.94	0.67- 1.22-
09/06/2019	09/09/2019	SOLD 6.301 SHS LEGG MASON BW GLOBAL OPPORTUNITIES BOND IS ON 09/06/2019 AT 10.39	65.47	65.47 66.10	0.63-
10/07/2019	10/08/2019	SOLD 6.371 SHS LEGG MASON BW GLOBAL OPPORTUNITIES BOND IS ON 10/07/2019 AT 10.31	65.68	66.17 66.80	0.49- 1.12-
11/05/2019	11/06/2019	SOLD 7,606.598 SHS LEGG MASON BW GLOBAL OPPORTUNITIES BOND IS ON 11/05/2019 AT 10.46	79,565.02	79,008.72 79,758.05	556.30 193.03-
11/21/2019	11/22/2019	SOLD .5 SHS LEGG MASON BW GLOBAL OPPORTUNITIES BOND IS ON 11/21/2019 AT 10.31	5.16	5.19 5.24	0.03- 0.08-
TOTAL 7,630.763 SHS			79,814.66	79,259.99 80,011.83	554.67 197.17-
LEGG MASON BW ALTERNATIVE CREDIT					
07/09/2019	07/10/2019	SOLD 5.422 SHS LEGG MASON BW ALTERNATIVE CREDIT ON 07/09/2019 AT 10.44	56.61	56.61 55.53	1.08
08/12/2019	08/13/2019	SOLD 5.376 SHS LEGG MASON BW ALTERNATIVE CREDIT ON 08/12/2019 AT 10.55	56.72	56.20 55.29	0.52 1.43



Statement Period
Account Number

07/01/2019 through 06/30/2020
115150007300
**BENEFIT TRUST COMPANY
AS TRUSTEE FOR ANTELOPE
VALLEY COMMUNITY COLLEGE
DISTRICT PUBLIC ENTITY
INVESTMENT TRUST**

Schedule Of Sales

TRADE DATE	SETTLMT DATE	DESCRIPTION	PROCEEDS	MKT / COST BASIS	MKT / COST GAIN / LOSS
09/06/2019	09/09/2019	SOLD 6.188 SHS LEGG MASON BW ALTERNATIVE CREDIT ON 09/06/2019 AT 10.58	65.47	64.69 63.64	0.78 1.83
09/30/2019	10/01/2019	SOLD 80.361 SHS LEGG MASON BW ALTERNATIVE CREDIT ON 09/30/2019 AT 10.54	847.01	840.04 826.46	6.97 20.55
10/07/2019	10/08/2019	SOLD 6.202 SHS LEGG MASON BW ALTERNATIVE CREDIT ON 10/07/2019 AT 10.59	65.68	64.83 63.79	0.85 1.89
11/05/2019	11/06/2019	SOLD 7,381.921 SHS LEGG MASON BW ALTERNATIVE CREDIT ON 11/05/2019 AT 10.55	77,879.27	77,168.44 75,926.20	710.83 1,953.07
11/25/2019	11/26/2019	SOLD .5 SHS LEGG MASON BW ALTERNATIVE CREDIT ON 11/25/2019 AT 10.60	5.30	5.23 5.14	0.07 0.16
TOTAL 7,485.97 SHS			78,976.06	78,256.04 76,996.05	720.02 1,980.01
PRUDENTIAL GBL TOTL RTRN FD INC PGIM TTL R6					
11/11/2019	11/12/2019	SOLD 6.302 SHS PRUDENTIAL GBL TOTL RTRN FD INC PGIM TTL R6 ON 11/11/2019 AT 7.03	44.30	44.62 44.62	0.32- 0.32-
12/12/2019	12/13/2019	SOLD 6.351 SHS PRUDENTIAL GBL TOTL RTRN FD INC PGIM TTL R6 ON 12/12/2019 AT 7.09	45.03	44.96 44.96	0.07 0.07
01/08/2020	01/09/2020	SOLD 6.589 SHS PRUDENTIAL GBL TOTL RTRN FD INC PGIM TTL R6 ON 01/08/2020 AT 6.93	45.66	46.62 46.62	0.96- 0.96-
TOTAL 19.242 SHS			134.99	136.20 136.20	1.21- 1.21-



Statement Period
Account Number

07/01/2019 through 06/30/2020
115150007300
**BENEFIT TRUST COMPANY
AS TRUSTEE FOR ANTELOPE
VALLEY COMMUNITY COLLEGE
DISTRICT PUBLIC ENTITY
INVESTMENT TRUST**

Schedule Of Sales

TRADE DATE	SETTLMT DATE	DESCRIPTION	PROCEEDS	MKT / COST BASIS	MKT / COST GAIN / LOSS
PRUDENTIAL FUNDS TOTAL RETURN BOND CL Q					
07/09/2019	07/10/2019	SOLD 7.676 SHS PRUDENTIAL FUNDS TOTAL RETURN BOND CL Q ON 07/09/2019 AT 14.73	113.07	113.30 110.00	0.23- 3.07
08/12/2019	08/13/2019	SOLD 7.553 SHS PRUDENTIAL FUNDS TOTAL RETURN BOND CL Q ON 08/12/2019 AT 15.00	113.29	111.66 108.89	1.63 4.40
09/06/2019	09/09/2019	SOLD 8.665 SHS PRUDENTIAL FUNDS TOTAL RETURN BOND CL Q ON 09/06/2019 AT 15.09	130.76	128.11 124.94	2.65 5.82
09/30/2019	10/01/2019	SOLD 651.319 SHS PRUDENTIAL FUNDS TOTAL RETURN BOND CL Q ON 09/30/2019 AT 15.03	9,789.33	9,629.76 9,390.98	159.57 398.35
10/07/2019	10/08/2019	SOLD 8.687 SHS PRUDENTIAL FUNDS TOTAL RETURN BOND CL Q ON 10/07/2019 AT 15.10	131.18	128.44 125.27	2.74 5.91
11/11/2019	11/12/2019	SOLD 13.057 SHS PRUDENTIAL FUNDS TOTAL RETURN BOND CL Q ON 11/11/2019 AT 14.84	193.76	193.56 190.38	0.20 3.38
12/12/2019	12/13/2019	SOLD 13.196 SHS PRUDENTIAL FUNDS TOTAL RETURN BOND CL Q ON 12/12/2019 AT 14.93	197.01	195.62 192.42	1.39 4.59
01/08/2020	01/09/2020	SOLD 13.831 SHS PRUDENTIAL FUNDS TOTAL RETURN BOND CL Q ON 01/08/2020 AT 14.44	199.72	204.82 201.60	5.10- 1.88-
02/11/2020	02/12/2020	SOLD 48.654 SHS PRUDENTIAL FUNDS TOTAL RETURN BOND CL Q ON 02/11/2020 AT 14.72	716.19	720.35 709.29	4.16- 6.90
TOTAL 772.638 SHS			11,584.31	11,425.62 11,153.77	158.69 430.54



Statement Period
Account Number

07/01/2019 through 06/30/2020
115150007300
**BENEFIT TRUST COMPANY
AS TRUSTEE FOR ANTELOPE
VALLEY COMMUNITY COLLEGE
DISTRICT PUBLIC ENTITY
INVESTMENT TRUST**

Schedule Of Sales

TRADE DATE	SETTLMT DATE	DESCRIPTION	PROCEEDS	MKT / COST BASIS	MKT / COST GAIN / LOSS
THORNBURG INVESTMENT INCOME BUILDER R6					
07/09/2019	07/10/2019	SOLD 4.34 SHS THORNBURG INVESTMENT INCOME BUILDER R6 ON 07/09/2019 AT 21.72	94.26	94.00 91.25	0.26 3.01
08/12/2019	08/13/2019	SOLD 4.521 SHS THORNBURG INVESTMENT INCOME BUILDER R6 ON 08/12/2019 AT 20.89	94.44	97.31 94.88	2.87- 0.44-
09/06/2019	09/09/2019	SOLD 5.068 SHS THORNBURG INVESTMENT INCOME BUILDER R6 ON 09/06/2019 AT 21.51	109.01	109.09 106.36	0.08- 2.65
09/30/2019	10/01/2019	SOLD 222.086 SHS THORNBURG INVESTMENT INCOME BUILDER R6 ON 09/30/2019 AT 21.81	4,843.70	4,781.11 4,662.97	62.59 180.73
10/07/2019	10/08/2019	SOLD 5.088 SHS THORNBURG INVESTMENT INCOME BUILDER R6 ON 10/07/2019 AT 21.49	109.35	109.54 106.83	0.19- 2.52
11/05/2019	11/06/2019	SOLD 2,399.829 SHS THORNBURG INVESTMENT INCOME BUILDER R6 ON 11/05/2019 AT 22.48	53,948.15	51,663.97 50,387.41	2,284.18 3,560.74
11/11/2019	11/12/2019	SOLD 2.96 SHS THORNBURG INVESTMENT INCOME BUILDER R6 ON 11/11/2019 AT 22.45	66.45	63.72 62.15	2.73 4.30
12/12/2019	12/13/2019	SOLD 3.021 SHS THORNBURG INVESTMENT INCOME BUILDER R6 ON 12/12/2019 AT 22.36	67.55	65.04 63.43	2.51 4.12
01/08/2020	01/09/2020	SOLD 3.013 SHS THORNBURG INVESTMENT INCOME BUILDER R6 ON 01/08/2020 AT 22.73	68.49	64.93 63.36	3.56 5.13
TOTAL 2,649.926 SHS			59,401.40	57,048.71 55,638.64	2,352.69 3,762.76

Statement Period
Account Number

07/01/2019 through 06/30/2020
115150007300
**BENEFIT TRUST COMPANY
AS TRUSTEE FOR ANTELOPE
VALLEY COMMUNITY COLLEGE
DISTRICT PUBLIC ENTITY
INVESTMENT TRUST**

Schedule Of Sales

TRADE DATE	SETTLMT DATE	DESCRIPTION	PROCEEDS	MKT / COST BASIS	MKT / COST GAIN / LOSS
WESTERN ASSET CORE PLUS BOND IS					
07/09/2019	07/10/2019	SOLD 9.518 SHS WESTERN ASSET CORE PLUS BOND IS ON 07/09/2019 AT 11.88	113.07	113.26 111.28	0.19- 1.79
08/12/2019	08/13/2019	SOLD 9.402 SHS WESTERN ASSET CORE PLUS BOND IS ON 08/12/2019 AT 12.05	113.29	112.00 110.33	1.29 2.96
09/06/2019	09/09/2019	SOLD 10.753 SHS WESTERN ASSET CORE PLUS BOND IS ON 09/06/2019 AT 12.16	130.76	128.10 126.19	2.66 4.57
09/30/2019	10/01/2019	SOLD 796.896 SHS WESTERN ASSET CORE PLUS BOND IS ON 09/30/2019 AT 12.09	9,634.47	9,493.73 9,351.90	140.74 282.57
10/07/2019	10/08/2019	SOLD 10.77 SHS WESTERN ASSET CORE PLUS BOND IS ON 10/07/2019 AT 12.18	131.18	128.31 126.40	2.87 4.78
11/11/2019	11/12/2019	SOLD 16.164 SHS WESTERN ASSET CORE PLUS BOND IS ON 11/11/2019 AT 11.99	193.81	193.41 191.49	0.40 2.32
12/12/2019	12/13/2019	SOLD 16.336 SHS WESTERN ASSET CORE PLUS BOND IS ON 12/12/2019 AT 12.06	197.01	195.48 193.54	1.53 3.47
01/08/2020	01/09/2020	SOLD 16.716 SHS WESTERN ASSET CORE PLUS BOND IS ON 01/08/2020 AT 11.95	199.76	200.01 198.06	0.25- 1.70
02/11/2020	02/12/2020	SOLD 18.726 SHS WESTERN ASSET CORE PLUS BOND IS ON 02/11/2020 AT 12.15	227.52	224.14 222.02	3.38 5.50
06/08/2020	06/09/2020	SOLD 3.731 SHS WESTERN ASSET CORE PLUS BOND IS ON 06/08/2020 AT 12.27	45.78	44.66 44.24	1.12 1.54



Statement Period
Account Number

07/01/2019 through 06/30/2020
115150007300
**BENEFIT TRUST COMPANY
AS TRUSTEE FOR ANTELOPE
VALLEY COMMUNITY COLLEGE
DISTRICT PUBLIC ENTITY
INVESTMENT TRUST**

Schedule Of Sales

TRADE DATE	SETTLMT DATE	DESCRIPTION	PROCEEDS	MKT / COST BASIS	MKT / COST GAIN / LOSS
TOTAL 909.012 SHS			10,986.65	10,833.10 10,675.45	153.55 311.20
TOTAL MUTUAL FUND - FIXED INCOME			500,436.36	498,635.43 496,321.93	1,800.93 4,114.43
MUTUAL FUND - DOMESTIC EQUITY					
ALGER FUNDS SMALL CAP FOCUS Z					
07/09/2019	07/10/2019	SOLD 4.113 SHS ALGER FUNDS SMALL CAP FOCUS Z ON 07/09/2019 AT 22.92	94.26	93.16 56.28	1.10 37.98
08/12/2019	08/13/2019	SOLD 4.197 SHS ALGER FUNDS SMALL CAP FOCUS Z ON 08/12/2019 AT 22.50	94.44	94.69 62.36	0.25- 32.08
09/06/2019	09/09/2019	SOLD 4.862 SHS ALGER FUNDS SMALL CAP FOCUS Z ON 09/06/2019 AT 22.42	109.01	109.69 72.24	0.68- 36.77
10/07/2019	10/08/2019	SOLD 5.232 SHS ALGER FUNDS SMALL CAP FOCUS Z ON 10/07/2019 AT 20.90	109.35	118.00 77.88	8.65- 31.47
11/11/2019	11/12/2019	SOLD 5.256 SHS ALGER FUNDS SMALL CAP FOCUS Z ON 11/11/2019 AT 21.07	110.75	118.40 78.80	7.65- 31.95
12/12/2019	12/13/2019	SOLD 5.152 SHS ALGER FUNDS SMALL CAP FOCUS Z ON 12/12/2019 AT 21.85	112.58	116.06 77.25	3.48- 35.33
01/08/2020	01/09/2020	SOLD 5.219 SHS ALGER FUNDS SMALL CAP FOCUS Z ON 01/08/2020 AT 21.87	114.15	117.42 79.11	3.27- 35.04
02/06/2020	02/07/2020	SOLD 436.175 SHS ALGER FUNDS SMALL CAP FOCUS Z ON 02/06/2020 AT 22.96	10,014.58	9,813.63 6,611.78	200.95 3,402.80



Statement Period
Account Number

07/01/2019 through 06/30/2020
115150007300
**BENEFIT TRUST COMPANY
AS TRUSTEE FOR ANTELOPE
VALLEY COMMUNITY COLLEGE
DISTRICT PUBLIC ENTITY
INVESTMENT TRUST**

Schedule Of Sales

TRADE DATE	SETTLMT DATE	DESCRIPTION	PROCEEDS	MKT / COST BASIS	MKT / COST GAIN / LOSS
TOTAL 470.206 SHS			10,759.12	10,581.05 7,115.70	178.07 3,643.42
ALGER FUNDS FOCUS EQUITY FUND CL Y					
07/09/2019	07/10/2019	SOLD 2.966 SHS ALGER FUNDS FOCUS EQUITY FUND CL Y ON 07/09/2019 AT 38.13	113.10	111.05 108.54	2.05 4.56
08/12/2019	08/13/2019	SOLD 3.064 SHS ALGER FUNDS FOCUS EQUITY FUND CL Y ON 08/12/2019 AT 36.98	113.32	114.17 111.97	0.85- 1.35
09/06/2019	09/09/2019	SOLD 3.431 SHS ALGER FUNDS FOCUS EQUITY FUND CL Y ON 09/06/2019 AT 38.12	130.80	127.84 125.38	2.96 5.42
09/30/2019	10/01/2019	SOLD 62.666 SHS ALGER FUNDS FOCUS EQUITY FUND CL Y ON 09/30/2019 AT 37.13	2,326.79	2,334.98 2,289.98	8.19- 36.81
10/07/2019	10/08/2019	SOLD 3.546 SHS ALGER FUNDS FOCUS EQUITY FUND CL Y ON 10/07/2019 AT 37.01	131.22	132.13 129.58	0.91- 1.64
11/05/2019	11/06/2019	SOLD 70.93 SHS ALGER FUNDS FOCUS EQUITY FUND CL Y ON 11/05/2019 AT 38.48	2,729.38	2,642.90 2,591.97	86.48 137.41
11/11/2019	11/12/2019	SOLD 3.424 SHS ALGER FUNDS FOCUS EQUITY FUND CL Y ON 11/11/2019 AT 38.81	132.90	127.58 125.12	5.32 7.78
12/12/2019	12/13/2019	SOLD 3.376 SHS ALGER FUNDS FOCUS EQUITY FUND CL Y ON 12/12/2019 AT 40.01	135.09	125.79 123.37	9.30 11.72
01/08/2020	01/09/2020	SOLD 3.313 SHS ALGER FUNDS FOCUS EQUITY FUND CL Y ON 01/08/2020 AT 41.34	136.98	123.62 121.29	13.36 15.69



Statement Period
Account Number

07/01/2019 through 06/30/2020
115150007300
**BENEFIT TRUST COMPANY
AS TRUSTEE FOR ANTELOPE
VALLEY COMMUNITY COLLEGE
DISTRICT PUBLIC ENTITY
INVESTMENT TRUST**

Schedule Of Sales

TRADE DATE	SETTLMT DATE	DESCRIPTION	PROCEEDS	MKT / COST BASIS	MKT / COST GAIN / LOSS
02/06/2020	02/07/2020	SOLD 356.141 SHS ALGER FUNDS FOCUS EQUITY FUND CL Y ON 02/06/2020 AT 43.55	15,509.93	13,288.82 13,038.71	2,221.11 2,471.22
TOTAL 512.857 SHS			21,459.51	19,128.88 18,765.91	2,330.63 2,693.60
BRANDES FUNDS INTERNATIONAL SMALL CAP R6					
07/09/2019	07/10/2019	SOLD 5.297 SHS BRANDES FUNDS INTERNATIONAL SMALL CAP R6 ON 07/09/2019 AT 10.68	56.57	57.10 69.36	0.53- 12.79-
08/12/2019	08/13/2019	SOLD 5.708 SHS BRANDES FUNDS INTERNATIONAL SMALL CAP R6 ON 08/12/2019 AT 9.93	56.68	60.73 71.56	4.05- 14.88-
09/06/2019	09/09/2019	SOLD 6.51 SHS BRANDES FUNDS INTERNATIONAL SMALL CAP R6 ON 09/06/2019 AT 10.05	65.43	69.26 81.62	3.83- 16.19-
09/30/2019	10/01/2019	SOLD 6,449.473 SHS BRANDES FUNDS INTERNATIONAL SMALL CAP R6 ON 09/30/2019 AT 10.28	66,300.58	68,620.93 80,859.53	2,320.35- 14,558.95-
10/02/2019	10/03/2019	SOLD 28.953 SHS BRANDES FUNDS INTERNATIONAL SMALL CAP R6 ON 10/02/2019 AT 10.13	293.29	297.82 298.77	4.53- 5.48-
TOTAL 6,495.941 SHS			66,772.55	69,105.84 81,380.84	2,333.29- 14,608.29-
COLUMBIA CONTRARIAN CORE					
07/09/2019	07/10/2019	SOLD 3.561 SHS COLUMBIA CONTRARIAN CORE ON 07/09/2019 AT 26.48	94.29	93.12 86.23	1.17 8.06
08/12/2019	08/13/2019	SOLD 3.655 SHS COLUMBIA CONTRARIAN CORE ON 08/12/2019 AT 25.85	94.47	95.19 89.17	0.72- 5.30



Statement Period
Account Number

07/01/2019 through 06/30/2020
115150007300
**BENEFIT TRUST COMPANY
AS TRUSTEE FOR ANTELOPE
VALLEY COMMUNITY COLLEGE
DISTRICT PUBLIC ENTITY
INVESTMENT TRUST**

Schedule Of Sales

TRADE DATE	SETTLMT DATE	DESCRIPTION	PROCEEDS	MKT / COST BASIS	MKT / COST GAIN / LOSS
09/06/2019	09/09/2019	SOLD 4.092 SHS COLUMBIA CONTRARIAN CORE ON 09/06/2019 AT 26.65	109.05	106.57 99.83	2.48 9.22
09/30/2019	10/01/2019	SOLD 234.144 SHS COLUMBIA CONTRARIAN CORE ON 09/30/2019 AT 26.65	6,239.95	6,097.91 5,712.11	142.04 527.84
10/07/2019	10/08/2019	SOLD 4.151 SHS COLUMBIA CONTRARIAN CORE ON 10/07/2019 AT 26.35	109.39	108.11 101.27	1.28 8.12
11/05/2019	11/06/2019	SOLD 74.809 SHS COLUMBIA CONTRARIAN CORE ON 11/05/2019 AT 27.56	2,061.73	1,948.28 1,825.02	113.45 236.71
11/11/2019	11/12/2019	SOLD 3.994 SHS COLUMBIA CONTRARIAN CORE ON 11/11/2019 AT 27.73	110.75	104.02 97.44	6.73 13.31
12/12/2019	12/13/2019	SOLD 4.204 SHS COLUMBIA CONTRARIAN CORE ON 12/12/2019 AT 26.78	112.58	109.58 103.05	3.00 9.53
01/08/2020	01/09/2020	SOLD 4.118 SHS COLUMBIA CONTRARIAN CORE ON 01/08/2020 AT 27.72	114.15	107.33 100.94	6.82 13.21
02/06/2020	02/07/2020	SOLD 187.883 SHS COLUMBIA CONTRARIAN CORE ON 02/06/2020 AT 28.48	5,350.90	4,897.09 4,605.34	453.81 745.56
TOTAL 524.611 SHS			14,397.26	13,667.20 12,820.40	730.06 1,576.86
OAKMARK SELECT FUND-INSTITUTIONAL					
07/09/2019	07/10/2019	SOLD 2.761 SHS OAKMARK SELECT FUND-INSTITUTIONAL ON 07/09/2019 AT 40.96	113.10	112.10 123.48	1.00 10.38-



Statement Period
Account Number

07/01/2019 through 06/30/2020
115150007300
**BENEFIT TRUST COMPANY
AS TRUSTEE FOR ANTELOPE
VALLEY COMMUNITY COLLEGE
DISTRICT PUBLIC ENTITY
INVESTMENT TRUST**

Schedule Of Sales

TRADE DATE	SETTLMT DATE	DESCRIPTION	PROCEEDS	MKT / COST BASIS	MKT / COST GAIN / LOSS
08/12/2019	08/13/2019	SOLD 2.943 SHS OAKMARK SELECT FUND-INSTITUTIONAL ON 08/12/2019 AT 39.21	113.29	118.42 128.45	5.13- 15.16-
09/06/2019	09/09/2019	SOLD 3.325 SHS OAKMARK SELECT FUND-INSTITUTIONAL ON 09/06/2019 AT 39.34	130.80	133.79 145.12	2.99- 14.32-
10/07/2019	10/08/2019	SOLD 3.45 SHS OAKMARK SELECT FUND-INSTITUTIONAL ON 10/07/2019 AT 38.03	131.21	138.38 148.63	7.17- 17.42-
11/05/2019	11/06/2019	SOLD 146.865 SHS OAKMARK SELECT FUND-INSTITUTIONAL ON 11/05/2019 AT 42.11	6,184.50	5,890.74 6,327.22	293.76 142.72-
11/11/2019	11/12/2019	SOLD 3.14 SHS OAKMARK SELECT FUND-INSTITUTIONAL ON 11/11/2019 AT 42.33	132.90	125.95 135.28	6.95 2.38-
12/12/2019	12/13/2019	SOLD 3.174 SHS OAKMARK SELECT FUND-INSTITUTIONAL ON 12/12/2019 AT 42.56	135.09	127.31 136.74	7.78 1.65-
01/08/2020	01/09/2020	SOLD 3.108 SHS OAKMARK SELECT FUND-INSTITUTIONAL ON 01/08/2020 AT 44.08	136.98	124.73 133.88	12.25 3.10
02/06/2020	02/07/2020	SOLD 99.599 SHS OAKMARK SELECT FUND-INSTITUTIONAL ON 02/06/2020 AT 44.75	4,457.05	3,997.00 4,290.46	460.05 166.59
TOTAL 268.365 SHS			11,534.92	10,768.42 11,569.26	766.50 34.34-
OAKMARK INTERNATIONAL INST.					
07/09/2019	07/10/2019	SOLD 2.484 SHS OAKMARK INTERNATIONAL INST. ON 07/09/2019 AT 22.76	56.53	57.31 70.15	0.78- 13.62-



Statement Period
Account Number

07/01/2019 through 06/30/2020
115150007300
**BENEFIT TRUST COMPANY
AS TRUSTEE FOR ANTELOPE
VALLEY COMMUNITY COLLEGE
DISTRICT PUBLIC ENTITY
INVESTMENT TRUST**

Schedule Of Sales

TRADE DATE	SETTLMT DATE	DESCRIPTION	PROCEEDS	MKT / COST BASIS	MKT / COST GAIN / LOSS
08/12/2019	08/13/2019	SOLD 2.635 SHS OAKMARK INTERNATIONAL INST. ON 08/12/2019 AT 21.65	56.63	60.06 71.30	3.43- 14.67-
09/06/2019	09/09/2019	SOLD 2.882 SHS OAKMARK INTERNATIONAL INST. ON 09/06/2019 AT 22.68	65.37	65.69 77.99	0.32- 12.62-
10/07/2019	10/08/2019	SOLD 2.947 SHS OAKMARK INTERNATIONAL INST. ON 10/07/2019 AT 22.25	65.58	67.19 78.63	1.61- 13.05-
11/05/2019	11/06/2019	SOLD 1,244.512 SHS OAKMARK INTERNATIONAL INST. ON 11/05/2019 AT 24.98	31,087.91	28,376.16 33,206.28	2,711.75 2,118.37-
11/11/2019	11/12/2019	SOLD 1.78 SHS OAKMARK INTERNATIONAL INST. ON 11/11/2019 AT 24.89	44.30	40.59 47.49	3.71 3.19-
12/12/2019	12/13/2019	SOLD 1.851 SHS OAKMARK INTERNATIONAL INST. ON 12/12/2019 AT 24.33	45.03	42.20 49.39	2.83 4.36-
01/08/2020	01/09/2020	SOLD 1.839 SHS OAKMARK INTERNATIONAL INST. ON 01/08/2020 AT 24.83	45.66	41.99 48.98	3.67 3.32-
TOTAL 1,260.93 SHS			31,467.01	28,751.19 33,650.21	2,715.82 2,183.20-
HARTFORD FUNDS MIDCAP CLASS Y					
07/09/2019	07/10/2019	SOLD 1.985 SHS HARTFORD FUNDS MIDCAP CLASS Y ON 07/09/2019 AT 37.99	75.41	74.42 64.76	0.99 10.65
08/12/2019	08/13/2019	SOLD 2.029 SHS HARTFORD FUNDS MIDCAP CLASS Y ON 08/12/2019 AT 37.23	75.55	75.66 67.28	0.11- 8.27



Statement Period
Account Number

07/01/2019 through 06/30/2020
115150007300
**BENEFIT TRUST COMPANY
AS TRUSTEE FOR ANTELOPE
VALLEY COMMUNITY COLLEGE
DISTRICT PUBLIC ENTITY
INVESTMENT TRUST**

Schedule Of Sales

TRADE DATE	SETTLMT DATE	DESCRIPTION	PROCEEDS	MKT / COST BASIS	MKT / COST GAIN / LOSS
09/06/2019	09/09/2019	SOLD 2.314 SHS HARTFORD FUNDS MIDCAP CLASS Y ON 09/06/2019 AT 37.69	87.21	86.29 76.73	0.92 10.48
10/07/2019	10/08/2019	SOLD 2.41 SHS HARTFORD FUNDS MIDCAP CLASS Y ON 10/07/2019 AT 36.31	87.49	89.87 79.92	2.38- 7.57
11/11/2019	11/12/2019	SOLD 2.352 SHS HARTFORD FUNDS MIDCAP CLASS Y ON 11/11/2019 AT 37.67	88.60	87.70 78.00	0.90 10.60
12/12/2019	12/13/2019	SOLD 2.414 SHS HARTFORD FUNDS MIDCAP CLASS Y ON 12/12/2019 AT 37.30	90.06	89.97 80.43	0.09 9.63
01/08/2020	01/09/2020	SOLD 2.402 SHS HARTFORD FUNDS MIDCAP CLASS Y ON 01/08/2020 AT 38.02	91.32	89.52 80.03	1.80 11.29
02/06/2020	02/07/2020	SOLD 77.697 SHS HARTFORD FUNDS MIDCAP CLASS Y ON 02/06/2020 AT 38.92	3,023.98	2,895.75 2,588.77	128.23 435.21
TOTAL 93.603 SHS			3,619.62	3,489.18 3,115.92	130.44 503.70
JOHN HANCOCK INTERNATIONAL GROWTH R6					
07/09/2019	07/10/2019	SOLD 2.363 SHS JOHN HANCOCK INTERNATIONAL GROWTH R6 ON 07/09/2019 AT 27.93	65.99	66.23 66.96	0.24- 0.97-
08/12/2019	08/13/2019	SOLD 2.421 SHS JOHN HANCOCK INTERNATIONAL GROWTH R6 ON 08/12/2019 AT 27.30	66.12	67.42 68.05	1.30- 1.93-
09/06/2019	09/09/2019	SOLD 2.68 SHS JOHN HANCOCK INTERNATIONAL GROWTH R6 ON 09/06/2019 AT 28.48	76.32	74.63 75.33	1.69 0.99



Statement Period
Account Number

07/01/2019 through 06/30/2020
115150007300
**BENEFIT TRUST COMPANY
AS TRUSTEE FOR ANTELOPE
VALLEY COMMUNITY COLLEGE
DISTRICT PUBLIC ENTITY
INVESTMENT TRUST**

Schedule Of Sales

TRADE DATE	SETTLMT DATE	DESCRIPTION	PROCEEDS	MKT / COST BASIS	MKT / COST GAIN / LOSS
10/07/2019	10/08/2019	SOLD 2.774 SHS JOHN HANCOCK INTERNATIONAL GROWTH R6 ON 10/07/2019 AT 27.60	76.56	77.25 77.96	0.69- 1.40-
11/05/2019	11/06/2019	SOLD 36.747 SHS JOHN HANCOCK INTERNATIONAL GROWTH R6 ON 11/05/2019 AT 28.72	1,055.36	1,023.35 1,032.69	32.01 22.67
11/11/2019	11/12/2019	SOLD 2.7 SHS JOHN HANCOCK INTERNATIONAL GROWTH R6 ON 11/11/2019 AT 28.71	77.52	75.19 75.88	2.33 1.64
12/12/2019	12/13/2019	SOLD 2.667 SHS JOHN HANCOCK INTERNATIONAL GROWTH R6 ON 12/12/2019 AT 29.55	78.80	74.27 74.95	4.53 3.85
01/08/2020	01/09/2020	SOLD 2.647 SHS JOHN HANCOCK INTERNATIONAL GROWTH R6 ON 01/08/2020 AT 30.19	79.90	73.75 74.42	6.15 5.48
02/06/2020	02/07/2020	SOLD 51.655 SHS JOHN HANCOCK INTERNATIONAL GROWTH R6 ON 02/06/2020 AT 30.69	1,585.29	1,439.15 1,452.18	146.14 133.11
TOTAL 106.654 SHS			3,161.86	2,971.24 2,998.42	190.62 163.44
PRUDENTIAL JENNISON GLOBAL OPQS Q					
07/09/2019	07/10/2019	SOLD 1.435 SHS PRUDENTIAL JENNISON GLOBAL OPQS Q ON 07/09/2019 AT 26.26	37.68	37.05 32.90	0.63 4.78
08/12/2019	08/13/2019	SOLD 1.515 SHS PRUDENTIAL JENNISON GLOBAL OPQS Q ON 08/12/2019 AT 24.93	37.76	38.74 35.04	0.98- 2.72
09/06/2019	09/09/2019	SOLD 1.702 SHS PRUDENTIAL JENNISON GLOBAL OPQS Q ON 09/06/2019 AT 25.60	43.58	43.53 39.36	0.05 4.22



Statement Period
Account Number

07/01/2019 through 06/30/2020
115150007300
**BENEFIT TRUST COMPANY
AS TRUSTEE FOR ANTELOPE
VALLEY COMMUNITY COLLEGE
DISTRICT PUBLIC ENTITY
INVESTMENT TRUST**

Schedule Of Sales

TRADE DATE	SETTLMT DATE	DESCRIPTION	PROCEEDS	MKT / COST BASIS	MKT / COST GAIN / LOSS
10/07/2019	10/08/2019	SOLD 1.787 SHS PRUDENTIAL JENNISON GLOBAL OPPS Q ON 10/07/2019 AT 24.46	43.72	45.63 41.41	1.91- 2.31
11/05/2019	11/06/2019	SOLD 31.7 SHS PRUDENTIAL JENNISON GLOBAL OPPS Q ON 11/05/2019 AT 25.06	794.40	809.49 734.64	15.09- 59.76
11/11/2019	11/12/2019	SOLD 1.748 SHS PRUDENTIAL JENNISON GLOBAL OPPS Q ON 11/11/2019 AT 25.35	44.30	44.64 40.51	0.34- 3.79
12/12/2019	12/13/2019	SOLD 1.695 SHS PRUDENTIAL JENNISON GLOBAL OPPS Q ON 12/12/2019 AT 26.56	45.03	43.28 39.28	1.75 5.75
01/08/2020	01/09/2020	SOLD 1.616 SHS PRUDENTIAL JENNISON GLOBAL OPPS Q ON 01/08/2020 AT 28.26	45.66	41.27 37.45	4.39 8.21
02/06/2020	02/07/2020	SOLD 201.797 SHS PRUDENTIAL JENNISON GLOBAL OPPS Q ON 02/06/2020 AT 29.53	5,959.08	5,153.07 4,676.61	806.01 1,282.47
TOTAL 244.995 SHS			7,051.21	6,256.70 5,677.20	794.51 1,374.01
UNDISCOVERED MANAGERS BEHAVIORAL VALUE R6					
07/09/2019	07/10/2019	SOLD 1.218 SHS UNDISCOVERED MANAGERS BEHAVIORAL VALUE R6 ON 07/09/2019 AT 61.92	75.41	75.95 77.60	0.54- 2.19-
08/12/2019	08/13/2019	SOLD 1.301 SHS UNDISCOVERED MANAGERS BEHAVIORAL VALUE R6 ON 08/12/2019 AT 58.05	75.55	80.31 81.77	4.76- 6.22-
09/06/2019	09/09/2019	SOLD 1.482 SHS UNDISCOVERED MANAGERS BEHAVIORAL VALUE R6 ON 09/06/2019 AT 58.85	87.21	91.48 93.14	4.27- 5.93-



Statement Period
Account Number

07/01/2019 through 06/30/2020
115150007300
**BENEFIT TRUST COMPANY
AS TRUSTEE FOR ANTELOPE
VALLEY COMMUNITY COLLEGE
DISTRICT PUBLIC ENTITY
INVESTMENT TRUST**

Schedule Of Sales

TRADE DATE	SETTLMT DATE	DESCRIPTION	PROCEEDS	MKT / COST BASIS	MKT / COST GAIN / LOSS
10/07/2019	10/08/2019	SOLD 1.464 SHS UNDISCOVERED MANAGERS BEHAVIORAL VALUE R6 ON 10/07/2019 AT 59.76	87.49	90.35 91.83	2.86- 4.34-
11/05/2019	11/06/2019	SOLD 25.63 SHS UNDISCOVERED MANAGERS BEHAVIORAL VALUE R6 ON 11/05/2019 AT 64.53	1,653.89	1,581.68 1,607.67	72.21 46.22
11/11/2019	11/12/2019	SOLD 1.369 SHS UNDISCOVERED MANAGERS BEHAVIORAL VALUE R6 ON 11/11/2019 AT 64.72	88.60	84.48 85.87	4.12 2.73
12/12/2019	12/13/2019	SOLD 1.436 SHS UNDISCOVERED MANAGERS BEHAVIORAL VALUE R6 ON 12/12/2019 AT 62.71	90.06	88.62 90.07	1.44 0.01-
01/08/2020	01/09/2020	SOLD 1.474 SHS UNDISCOVERED MANAGERS BEHAVIORAL VALUE R6 ON 01/08/2020 AT 61.95	91.32	91.04 92.46	0.28 1.14-
TOTAL 35.374 SHS			2,249.53	2,183.91 2,220.41	65.62 29.12
TOTAL MUTUAL FUND - DOMESTIC EQUITY			172,472.59	166,903.61 179,314.27	5,568.98 6,841.68-
MUTUAL FUND - INTERNATIONAL EQUITY					
GOLDMAN SACHS TR II GQG PARTNRS R6					
10/07/2019	10/08/2019	SOLD 4.551 SHS GOLDMAN SACHS TR II GQG PARTNRS R6 ON 10/07/2019 AT 14.42	65.63	65.89 65.89	0.26- 0.26-
11/05/2019	11/06/2019	SOLD 45.694 SHS GOLDMAN SACHS TR II GQG PARTNRS R6 ON 11/05/2019 AT 14.82	677.18	661.59 661.59	15.59 15.59
11/11/2019	11/12/2019	SOLD 4.481 SHS GOLDMAN SACHS TR II GQG PARTNRS R6 ON 11/11/2019 AT 14.83	66.45	64.88 64.88	1.57 1.57



Statement Period
Account Number

07/01/2019 through 06/30/2020
115150007300
**BENEFIT TRUST COMPANY
AS TRUSTEE FOR ANTELOPE
VALLEY COMMUNITY COLLEGE
DISTRICT PUBLIC ENTITY
INVESTMENT TRUST**

Schedule Of Sales

TRADE DATE	SETTLMT DATE	DESCRIPTION	PROCEEDS	MKT / COST BASIS	MKT / COST GAIN / LOSS
12/12/2019	12/13/2019	SOLD 4.444 SHS GOLDMAN SACHS TR II GQG PARTNRS R6 ON 12/12/2019 AT 15.20	67.55	64.34 64.34	3.21 3.21
01/08/2020	01/09/2020	SOLD 4.433 SHS GOLDMAN SACHS TR II GQG PARTNRS R6 ON 01/08/2020 AT 15.45	68.49	64.21 64.21	4.28 4.28
02/06/2020	02/07/2020	SOLD 104.966 SHS GOLDMAN SACHS TR II GQG PARTNRS R6 ON 02/06/2020 AT 15.96	1,675.25	1,520.31 1,520.31	154.94 154.94
TOTAL 168.569 SHS			2,620.55	2,441.22 2,441.22	179.33 179.33
HARTFORD INTERNATIONAL VALUE - Y					
07/09/2019	07/10/2019	SOLD 5.197 SHS HARTFORD INTERNATIONAL VALUE - Y ON 07/09/2019 AT 14.51	75.41	75.82 80.51	0.41- 5.10-
08/12/2019	08/13/2019	SOLD 5.581 SHS HARTFORD INTERNATIONAL VALUE - Y ON 08/12/2019 AT 13.54	75.56	80.52 84.69	4.96- 9.13-
09/06/2019	09/09/2019	SOLD 6.23 SHS HARTFORD INTERNATIONAL VALUE - Y ON 09/06/2019 AT 14.00	87.22	89.88 94.54	2.66- 7.32-
10/07/2019	10/08/2019	SOLD 6.187 SHS HARTFORD INTERNATIONAL VALUE - Y ON 10/07/2019 AT 14.14	87.49	89.22 93.46	1.73- 5.97-
11/05/2019	11/06/2019	SOLD 1,992.769 SHS HARTFORD INTERNATIONAL VALUE - Y ON 11/05/2019 AT 15.35	30,589.01	28,736.50 30,101.82	1,852.51 487.19
11/11/2019	11/12/2019	SOLD 4.321 SHS HARTFORD INTERNATIONAL VALUE - Y ON 11/11/2019 AT 15.38	66.45	62.31 65.27	4.14 1.18



Statement Period
Account Number

07/01/2019 through 06/30/2020
115150007300
**BENEFIT TRUST COMPANY
AS TRUSTEE FOR ANTELOPE
VALLEY COMMUNITY COLLEGE
DISTRICT PUBLIC ENTITY
INVESTMENT TRUST**

Schedule Of Sales

TRADE DATE	SETTLMT DATE	DESCRIPTION	PROCEEDS	MKT / COST BASIS	MKT / COST GAIN / LOSS
12/12/2019	12/13/2019	SOLD 4.319 SHS HARTFORD INTERNATIONAL VALUE - Y ON 12/12/2019 AT 15.64	67.55	62.28 65.24	5.27 2.31
01/08/2020	01/09/2020	SOLD 4.488 SHS HARTFORD INTERNATIONAL VALUE - Y ON 01/08/2020 AT 15.26	68.49	64.85 67.83	3.64 0.66
TOTAL 2,029.092 SHS			31,117.18	29,261.38 30,653.36	1,855.80 463.82
AMERICAN FUNDS NEW PERSPECTIVE F2					
07/09/2019	07/10/2019	SOLD 1.258 SHS AMERICAN FUNDS NEW PERSPECTIVE F2 ON 07/09/2019 AT 44.95	56.53	56.12 50.33	0.41 6.20
08/12/2019	08/13/2019	SOLD 1.302 SHS AMERICAN FUNDS NEW PERSPECTIVE F2 ON 08/12/2019 AT 43.49	56.63	57.73 52.64	1.10- 3.99
09/06/2019	09/09/2019	SOLD 1.455 SHS AMERICAN FUNDS NEW PERSPECTIVE F2 ON 09/06/2019 AT 44.93	65.37	64.51 58.83	0.86 6.54
09/30/2019	10/01/2019	SOLD 28.607 SHS AMERICAN FUNDS NEW PERSPECTIVE F2 ON 09/30/2019 AT 44.40	1,270.17	1,268.32 1,156.68	1.85 113.49
10/07/2019	10/08/2019	SOLD 1.488 SHS AMERICAN FUNDS NEW PERSPECTIVE F2 ON 10/07/2019 AT 44.08	65.58	65.97 60.17	0.39- 5.41
11/05/2019	11/06/2019	SOLD 34.141 SHS AMERICAN FUNDS NEW PERSPECTIVE F2 ON 11/05/2019 AT 46.25	1,579.04	1,513.67 1,380.44	65.37 198.60
11/11/2019	11/12/2019	SOLD 1.437 SHS AMERICAN FUNDS NEW PERSPECTIVE F2 ON 11/11/2019 AT 46.23	66.45	63.71 58.10	2.74 8.35



Statement Period
Account Number

07/01/2019 through 06/30/2020
115150007300
**BENEFIT TRUST COMPANY
AS TRUSTEE FOR ANTELOPE
VALLEY COMMUNITY COLLEGE
DISTRICT PUBLIC ENTITY
INVESTMENT TRUST**

Schedule Of Sales

TRADE DATE	SETTLMT DATE	DESCRIPTION	PROCEEDS	MKT / COST BASIS	MKT / COST GAIN / LOSS
12/12/2019	12/13/2019	SOLD 1.418 SHS AMERICAN FUNDS NEW PERSPECTIVE F2 ON 12/12/2019 AT 47.64	67.55	62.87 57.34	4.68 10.21
01/08/2020	01/09/2020	SOLD 1.442 SHS AMERICAN FUNDS NEW PERSPECTIVE F2 ON 01/08/2020 AT 47.51	68.49	64.07 58.65	4.42 9.84
02/06/2020	02/07/2020	SOLD 71.001 SHS AMERICAN FUNDS NEW PERSPECTIVE F2 ON 02/06/2020 AT 49.01	3,479.76	3,154.64 2,888.03	325.12 591.73
TOTAL 143.549 SHS			6,775.57	6,371.61 5,821.21	403.96 954.36
AMERICAN FUNDS NEW WORLD F2					
07/09/2019	07/10/2019	SOLD .555 SHS AMERICAN FUNDS NEW WORLD F2 ON 07/09/2019 AT 67.89	37.68	37.50 32.19	0.18 5.49
08/12/2019	08/13/2019	SOLD .58 SHS AMERICAN FUNDS NEW WORLD F2 ON 08/12/2019 AT 65.09	37.76	38.91 34.21	1.15- 3.55
09/06/2019	09/09/2019	SOLD .648 SHS AMERICAN FUNDS NEW WORLD F2 ON 09/06/2019 AT 67.24	43.58	43.47 38.22	0.11 5.36
09/30/2019	10/01/2019	SOLD 13.841 SHS AMERICAN FUNDS NEW WORLD F2 ON 09/30/2019 AT 67.03	927.79	928.61 816.31	0.82- 111.48
10/07/2019	10/08/2019	SOLD .658 SHS AMERICAN FUNDS NEW WORLD F2 ON 10/07/2019 AT 66.41	43.72	44.15 38.81	0.43- 4.91
11/05/2019	11/06/2019	SOLD 16.046 SHS AMERICAN FUNDS NEW WORLD F2 ON 11/05/2019 AT 70.12	1,125.18	1,076.54 946.35	48.64 178.83
11/11/2019	11/12/2019	SOLD .635 SHS AMERICAN FUNDS NEW WORLD F2 ON 11/11/2019 AT 69.71	44.30	42.60 37.45	1.70 6.85
12/12/2019	12/13/2019	SOLD .63 SHS AMERICAN FUNDS NEW WORLD F2 ON 12/12/2019 AT 71.50	45.03	42.27 37.16	2.76 7.87



Statement Period
Account Number

07/01/2019 through 06/30/2020
115150007300
**BENEFIT TRUST COMPANY
AS TRUSTEE FOR ANTELOPE
VALLEY COMMUNITY COLLEGE
DISTRICT PUBLIC ENTITY
INVESTMENT TRUST**

Schedule Of Sales

TRADE DATE	SETTLMT DATE	DESCRIPTION	PROCEEDS	MKT / COST BASIS	MKT / COST GAIN / LOSS
01/08/2020	01/09/2020	SOLD .648 SHS AMERICAN FUNDS NEW WORLD F2 ON 01/08/2020 AT 70.48	45.66	43.55 38.49	2.11 7.17
TOTAL 34.241 SHS			2,350.70	2,297.60 2,019.19	53.10 331.51
TOTAL MUTUAL FUND - INTERNATIONAL EQUITY			42,864.00	40,371.81 40,934.98	2,492.19 1,929.02
MUTUAL FUND - REAL ESTATE					
COHEN AND STEERS REAL ESTATE SECURITIES - Z					
07/09/2019	07/10/2019	SOLD 3.294 SHS COHEN AND STEERS REAL ESTATE SECURITIES - Z ON 07/09/2019 AT 17.17	56.55	54.75 51.15	1.80 5.40
08/12/2019	08/13/2019	SOLD 3.258 SHS COHEN AND STEERS REAL ESTATE SECURITIES - Z ON 08/12/2019 AT 17.38	56.66	54.22 51.15	2.44 5.51
09/06/2019	09/09/2019	SOLD 3.641 SHS COHEN AND STEERS REAL ESTATE SECURITIES - Z ON 09/06/2019 AT 17.96	65.40	60.59 57.17	4.81 8.23
09/30/2019	10/01/2019	SOLD 645.555 SHS COHEN AND STEERS REAL ESTATE SECURITIES - Z ON 09/30/2019 AT 17.91	11,561.89	10,742.57 10,136.01	819.32 1,425.88
10/07/2019	10/08/2019	SOLD 3.665 SHS COHEN AND STEERS REAL ESTATE SECURITIES - Z ON 10/07/2019 AT 17.90	65.61	61.02 57.60	4.59 8.01
11/11/2019	11/12/2019	SOLD 7.709 SHS COHEN AND STEERS REAL ESTATE SECURITIES - Z ON 11/11/2019 AT 17.24	132.90	131.21 127.76	1.69 5.14
12/12/2019	12/13/2019	SOLD 7.919 SHS COHEN AND STEERS REAL ESTATE SECURITIES - Z ON 12/12/2019 AT 17.06	135.09	134.78 131.25	0.31 3.84



Statement Period
Account Number

07/01/2019 through 06/30/2020
115150007300
**BENEFIT TRUST COMPANY
AS TRUSTEE FOR ANTELOPE
VALLEY COMMUNITY COLLEGE
DISTRICT PUBLIC ENTITY
INVESTMENT TRUST**

Schedule Of Sales

TRADE DATE	SETTLMT DATE	DESCRIPTION	PROCEEDS	MKT / COST BASIS	MKT / COST GAIN / LOSS
01/08/2020	01/09/2020	SOLD 7.877 SHS COHEN AND STEERS REAL ESTATE SECURITIES - Z ON 01/08/2020 AT 17.39	136.98	134.07 130.58	2.91 6.40
02/11/2020	02/12/2020	SOLD 28.731 SHS COHEN AND STEERS REAL ESTATE SECURITIES - Z ON 02/11/2020 AT 18.63	535.26	489.43 476.85	45.83 58.41
TOTAL 711.649 SHS			12,746.34	11,862.64 11,219.52	883.70 1,526.82
PRUDENTIAL FUNDS GLOBAL REAL ESTATE CL Q					
07/09/2019	07/10/2019	SOLD 1.781 SHS PRUDENTIAL FUNDS GLOBAL REAL ESTATE CL Q ON 07/09/2019 AT 26.45	47.12	45.90 42.78	1.22 4.34
08/12/2019	08/13/2019	SOLD 1.837 SHS PRUDENTIAL FUNDS GLOBAL REAL ESTATE CL Q ON 08/12/2019 AT 25.70	47.21	47.20 44.46	0.01 2.75
09/06/2019	09/09/2019	SOLD 2.058 SHS PRUDENTIAL FUNDS GLOBAL REAL ESTATE CL Q ON 09/06/2019 AT 26.48	54.49	52.88 49.81	1.61 4.68
09/30/2019	10/01/2019	SOLD 235.004 SHS PRUDENTIAL FUNDS GLOBAL REAL ESTATE CL Q ON 09/30/2019 AT 26.73	6,281.66	6,038.34 5,688.29	243.32 593.37
10/07/2019	10/08/2019	SOLD 2.03 SHS PRUDENTIAL FUNDS GLOBAL REAL ESTATE CL Q ON 10/07/2019 AT 26.93	54.66	52.16 49.14	2.50 5.52
11/11/2019	11/12/2019	SOLD 2.913 SHS PRUDENTIAL FUNDS GLOBAL REAL ESTATE CL Q ON 11/11/2019 AT 26.61	77.52	75.88 72.80	1.64 4.72
12/12/2019	12/13/2019	SOLD 2.979 SHS PRUDENTIAL FUNDS GLOBAL REAL ESTATE CL Q ON 12/12/2019 AT 26.45	78.80	77.60 74.45	1.20 4.35



Statement Period
Account Number

07/01/2019 through 06/30/2020
115150007300
**BENEFIT TRUST COMPANY
AS TRUSTEE FOR ANTELOPE
VALLEY COMMUNITY COLLEGE
DISTRICT PUBLIC ENTITY
INVESTMENT TRUST**

Schedule Of Sales

TRADE DATE	SETTLMT DATE	DESCRIPTION	PROCEEDS	MKT / COST BASIS	MKT / COST GAIN / LOSS
01/08/2020	01/09/2020	SOLD 3.342 SHS PRUDENTIAL FUNDS GLOBAL REAL ESTATE CL Q ON 01/08/2020 AT 23.91	79.90	86.17 83.03	6.27- 3.13-
TOTAL 251.944 SHS			6,721.36	6,476.13 6,104.76	245.23 616.60
TOTAL MUTUAL FUND - REAL ESTATE			19,467.70	18,338.77 17,324.28	1,128.93 2,143.42
TOTAL SALES			735,240.65	724,249.62 733,895.46	10,991.03 1,345.19

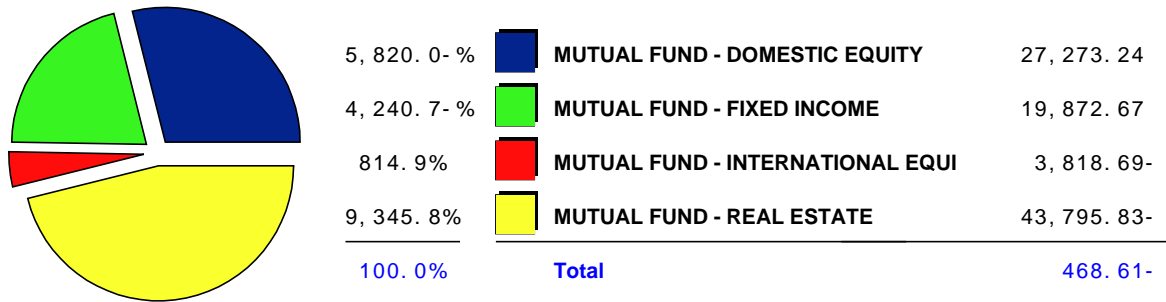


Statement Period
Account Number

07/01/2019 through 06/30/2020
115150007300
BENEFIT TRUST COMPANY
AS TRUSTEE FOR ANTELOPE
VALLEY COMMUNITY COLLEGE
DISTRICT PUBLIC ENTITY
INVESTMENT TRUST

Schedule Of Unrealized Gains & Losses

Unrealized Gains & Losses Allocation



Unrealized Gains & Losses Schedule

DESCRIPTION	UNITS	BEGINNING MKT / COST	ENDING MKT VALUE	GA I N / LOSS MKT / COST
MUTUAL FUND - FIXED INCOME				
BLACKROCK TOTAL RETURN - K	20,356.107	241,206.57 240,022.48	252,212.17	11,005.60 12,189.69
GUGGENHEIM INVESTMENTS INVESTMENT GRADE BOND FUND	12,590.281	236,310.17 233,879.53	253,190.55	16,880.38 19,311.02
PRUDENTIAL GBL TOTL RTRN FD INC PGIM TTL R6	16,159.427	113,787.91 113,787.91	110,853.67	2,934.24- 2,934.24-



Statement Period
Account Number

07/01/2019 through 06/30/2020
115150007300
**BENEFIT TRUST COMPANY
AS TRUSTEE FOR ANTELOPE
VALLEY COMMUNITY COLLEGE
DISTRICT PUBLIC ENTITY
INVESTMENT TRUST**

Schedule Of Unrealized Gains & Losses

DESCRIPTION	UNITS	BEGINNING MKT/COST	ENDING MKT VALUE	GAIN/LOSS MKT/COST
PRUDENTIAL FUNDS TOTAL RETURN BOND CL Q	16,835.754	249,180.40 245,405.60	247,822.30	1,358.10- 2,416.70
THORNBURG INVESTMENT INCOME BUILDER R6	3,775.333	81,045.97 79,159.83	71,014.01	10,031.96- 8,145.82-
WESTERN ASSET CORE PLUS BOND IS	20,371.158	243,846.83 241,566.08	250,157.82	6,310.99 8,591.74
TOTAL MUTUAL FUND - FIXED INCOME		1,165,377.85 1,153,821.43	1,185,250.52	19,872.67 31,429.09
MUTUAL FUND - DOMESTIC EQUITY				
ALGER FUNDS SMALL CAP FOCUS Z	6,079.225	136,778.25 92,152.18	157,877.47	21,099.22 65,725.29
ALGER FUNDS FOCUS EQUITY FUND CL Y	3,872.545	144,497.73 141,778.11	182,280.69	37,782.96 40,502.58
COLUMBIA CONTRARIAN CORE	4,917.886	128,182.54 120,545.84	133,028.82	4,846.28 12,482.98
OAKMARK SELECT FUND-INSTITUTIONAL	3,741.982	150,169.35 161,194.74	135,085.55	15,083.80- 26,109.19-
OAKMARK INTERNATIONAL INST.	2,313.12	52,985.49 61,298.60	44,411.90	8,573.59- 16,886.70-
HARTFORD FUNDS MIDCAP CLASS Y	2,867.88	106,885.23 95,554.39	102,899.53	3,985.70- 7,345.14
JOHN HANCOCK INTERNATIONAL GROWTH R6	3,195.461	89,028.01 89,834.31	94,074.37	5,046.36 4,240.06



Statement Period
Account Number

07/01/2019 through 06/30/2020
115150007300
**BENEFIT TRUST COMPANY
AS TRUSTEE FOR ANTELOPE
VALLEY COMMUNITY COLLEGE
DISTRICT PUBLIC ENTITY
INVESTMENT TRUST**

Schedule Of Unrealized Gains & Losses

DESCRIPTION	UNITS	BEGINNING MKT / COST	ENDING MKT VALUE	GA I N / LOSS MKT / COST
PRUDENTIAL JENNISON GLOBAL OPPS Q	1,895.301	48,398.21 43,923.24	64,970.92	16,572.71 21,047.68
UNDISCOVERED MANAGERS BEHAVIORAL VALUE R6	1,818.041	112,170.32 113,851.94	81,739.12	30,431.20- 32,112.82-
TOTAL MUTUAL FUND - DOMESTIC EQUITY		969,095.13 920,133.35	996,368.37	27,273.24 76,235.02
MUTUAL FUND - INTERNATIONAL EQUITY				
GOLDMAN SACHS TR II GQG PARTNRS R6	5,265.989	76,271.62 76,271.62	82,360.07	6,088.45 6,088.45
HARTFORD INTERNATIONAL VALUE - Y	5,772.089	83,452.53 87,027.06	67,244.84	16,207.69- 19,782.22-
AMERICAN FUNDS NEW PERSPECTIVE F2	1,715.571	76,224.47 69,782.33	81,764.11	5,539.64 11,981.78
AMERICAN FUNDS NEW WORLD F2	787.179	52,901.08 46,758.57	53,661.99	760.91 6,903.42
TOTAL MUTUAL FUND - INTERNATIONAL EQUITY		288,849.70 279,839.58	285,031.01	3,818.69- 5,191.43
MUTUAL FUND - REAL ESTATE				
COHEN AND STEERS REAL ESTATE SECURITIES - Z	9,618.895	162,817.40 158,771.05	140,339.68	22,477.72- 18,431.37-
PRUDENTIAL FUNDS GLOBAL REAL ESTATE CL Q	3,942.073	101,460.45 97,847.18	80,142.34	21,318.11- 17,704.84-
TOTAL MUTUAL FUND - REAL ESTATE		264,277.85 256,618.23	220,482.02	43,795.83- 36,136.21-



Statement Period 07/01/2019 through 06/30/2020
 Account Number 115150007300
**BENEFIT TRUST COMPANY
 AS TRUSTEE FOR ANTELOPE
 VALLEY COMMUNITY COLLEGE
 DISTRICT PUBLIC ENTITY
 INVESTMENT TRUST**

Schedule Of Unrealized Gains & Losses

DESCRIPTION	UNITS	BEGINNING MKT / COST	ENDING MKT VALUE	GAIN / LOSS MKT / COST
TOTAL UNREALIZED GAINS & LOSSES		2,687,600.53	2,687,131.92	468.61 -
		2,610,412.59		76,719.33



Statement Period 07/01/2019 through 06/30/2020
 Account Number 115150007300
**BENEFIT TRUST COMPANY
 AS TRUSTEE FOR ANTELOPE
 VALLEY COMMUNITY COLLEGE
 DISTRICT PUBLIC ENTITY
 INVESTMENT TRUST**

Schedule Of Reportable Transactions

PLAN NUMBER:

EIN NUMBER: 43-1971558

DESCRIPTION	PURCH/SELL PRICE EXPENSE INCURRED	COST OF ASSET	VALUE OF ASSET ON TXN DATE	NET GAIN OR LOSS
BEGINNING MARKET VALUE: 2,210,779.61				
SECURITY TRANSACTIONS EXCEEDING 5%:				
MUTUAL FUND - FIXED INCOME				
BLACKROCK TOTAL RETURN - K				
SOLD 9.607 SHS ON 07/09/2019 AT 11.77	113.07	112.33	113.07	0.74
PURCHASED 33.209 SHS ON 07/31/2019 AT 11.81 FOR REINVESTMENT	392.20	392.20	394.52	
PURCHASED 1,947.971 SHS ON 08/05/2019 AT 11.92	23,219.81	23,219.81	23,239.29	
SOLD 9.457 SHS ON 08/12/2019 AT 11.98	113.29	110.89	112.92	2.40
PURCHASED 33.752 SHS ON 08/30/2019 AT 12.05 FOR REINVESTMENT	406.71	406.71	407.39	
SOLD 10.879 SHS ON 09/06/2019 AT 12.02	130.76	127.57	130.33	3.19
SOLD 618.872 SHS ON 09/30/2019 AT 11.95	7,395.52	7,257.04	7,407.90	138.48
PURCHASED 35.259 SHS ON 09/30/2019 AT 11.95 FOR REINVESTMENT	421.34	421.34	422.05	
SOLD 10.923 SHS ON 10/07/2019 AT 12.01	131.18	128.09	131.19	3.09
PURCHASED 32.049 SHS ON 10/31/2019 AT 11.96 FOR REINVESTMENT	383.31	383.31	382.02	
PURCHASED 6,480.605 SHS ON 11/05/2019 AT 11.88	76,989.59	76,989.59	77,119.20	

Statement Period
Account Number

07/01/2019 through 06/30/2020
115150007300
**BENEFIT TRUST COMPANY
AS TRUSTEE FOR ANTELOPE
VALLEY COMMUNITY COLLEGE
DISTRICT PUBLIC ENTITY
INVESTMENT TRUST**

Schedule Of Reportable Transactions

PLAN NUMBER:

EIN NUMBER: 43-1971558

DESCRIPTION	PURCH/SELL PRICE EXPENSE INCURRED	COST OF ASSET	VALUE OF ASSET ON TXN DATE	NET GAIN OR LOSS
SOLD 16.355 SHS ON 11/11/2019 AT 11.85	193.81	192.63	193.97	1.18
PURCHASED 44.609 SHS ON 11/29/2019 AT 11.93 FOR REINVESTMENT	532.19	532.19	530.40	
PURCHASED .321 SHS ON 12/03/2019 AT 11.95	3.83	3.83	3.83	
SOLD 16.555 SHS ON 12/12/2019 AT 11.90	197.01	194.99	197.67	2.02
PURCHASED 51.163 SHS ON 12/31/2019 AT 11.93 FOR REINVESTMENT	610.38	610.38	611.40	
SOLD 16.73 SHS ON 01/08/2020 AT 11.94	199.76	197.06	200.09	2.70
PURCHASED 43.314 SHS ON 01/31/2020 AT 12.12 FOR REINVESTMENT	524.97	524.97	524.97	
PURCHASED 567.853 SHS ON 02/06/2020 AT 12.08	6,859.67	6,859.67	6,882.38	
SOLD 35.673 SHS ON 02/11/2020 AT 12.12	432.36	420.51	431.64	11.85
PURCHASED 40.723 SHS ON 02/28/2020 AT 12.28 FOR REINVESTMENT	500.08	500.08	500.89	
PURCHASED 53.651 SHS ON 03/31/2020 AT 11.79 FOR REINVESTMENT	632.54	632.54	632.55	
PURCHASED 48.326 SHS ON 04/30/2020 AT 12.10 FOR REINVESTMENT	584.75	584.75	584.26	



Statement Period
Account Number

07/01/2019 through 06/30/2020
115150007300
BENEFIT TRUST COMPANY
AS TRUSTEE FOR ANTELOPE
VALLEY COMMUNITY COLLEGE
DISTRICT PUBLIC ENTITY
INVESTMENT TRUST

Schedule Of Reportable Transactions

PLAN NUMBER:

EIN NUMBER: 43-1971558

DESCRIPTION	PURCH/SELL PRICE EXPENSE INCURRED	COST OF ASSET	VALUE OF ASSET ON TXN DATE	NET GAIN OR LOSS
SOLD 15.99 SHS ON 05/13/2020 AT 12.10	193.48	188.52	193.96	4.96
PURCHASED 34.049 SHS ON 05/29/2020 AT 12.26 FOR REINVESTMENT	417.44	417.44	417.44	
SOLD 12.434 SHS ON 06/08/2020 AT 12.28	152.69	146.60	153.06	6.09
PURCHASED 25.597 SHS ON 06/30/2020 AT 12.39 FOR REINVESTMENT	317.15	317.15	317.15	
TOTAL	122,048.89	121,872.19	122,235.54	176.70
GUGGENHEIM INVESTMENTS MACRO OPPORTUNITIES INST.				
SOLD 4.361 SHS ON 07/09/2019 AT 25.93	113.07	115.39	113.12	2.32-
PURCHASED 15.474 SHS ON 07/31/2019 AT 25.91 FOR REINVESTMENT	400.94	400.94	401.24	
PURCHASED 894.79 SHS ON 08/05/2019 AT 25.95	23,219.81	23,219.81	23,210.85	
SOLD 4.366 SHS ON 08/12/2019 AT 25.95	113.29	115.18	113.21	1.89-
PURCHASED 15.513 SHS ON 08/30/2019 AT 25.92 FOR REINVESTMENT	402.10	402.10	402.41	
SOLD 5.051 SHS ON 09/06/2019 AT 25.89	130.76	133.24	130.82	2.48-
PURCHASED 117.361 SHS ON 09/30/2019 AT 25.85	3,033.77	3,033.77	3,034.96	

Statement Period 07/01/2019 through 06/30/2020
 Account Number 115150007300
**BENEFIT TRUST COMPANY
 AS TRUSTEE FOR ANTELOPE
 VALLEY COMMUNITY COLLEGE
 DISTRICT PUBLIC ENTITY
 INVESTMENT TRUST**

Schedule Of Reportable Transactions

PLAN NUMBER:

EIN NUMBER: 43-1971558

DESCRIPTION	PURCH/SELL PRICE EXPENSE INCURRED	COST OF ASSET	VALUE OF ASSET ON TXN DATE	NET GAIN OR LOSS
PURCHASED 15.108 SHS ON 09/30/2019 AT 25.85 FOR REINVESTMENT	390.53	390.53	390.84	
SOLD 5.075 SHS ON 10/07/2019 AT 25.85	131.18	133.82	131.24	2.64-
PURCHASED 19.484 SHS ON 10/31/2019 AT 25.79 FOR REINVESTMENT	502.48	502.48	502.10	
SOLD 6,044.872 SHS ON 11/05/2019 AT 25.76	155,715.90	159,378.97	155,776.35	3,663.07-
SOLD .5 SHS ON 11/12/2019 AT 25.75	12.88	13.18	12.88	0.30-
TOTAL	184,166.71	187,839.41	184,220.02	3,672.70-
GUGGENHEIM INVESTMENTS INVESTMENT GRADE BOND FUND				
SOLD 6.05 SHS ON 07/09/2019 AT 18.69	113.07	111.13	113.07	1.94
PURCHASED 16.027 SHS ON 07/31/2019 AT 18.70 FOR REINVESTMENT	299.71	299.71	301.31	
PURCHASED 1,226.614 SHS ON 08/05/2019 AT 18.93	23,219.81	23,219.81	23,195.27	
SOLD 5.969 SHS ON 08/12/2019 AT 18.98	113.29	110.14	113.05	3.15
PURCHASED 18.42 SHS ON 08/30/2019 AT 19.04 FOR REINVESTMENT	350.71	350.71	351.45	
SOLD 6.886 SHS ON 09/06/2019 AT 18.99	130.76	127.07	130.35	3.69
SOLD 121.632 SHS ON 09/30/2019 AT 18.91	2,300.06	2,244.49	2,303.71	55.57

Statement Period 07/01/2019 through 06/30/2020
 Account Number 115150007300
**BENEFIT TRUST COMPANY
 AS TRUSTEE FOR ANTELOPE
 VALLEY COMMUNITY COLLEGE
 DISTRICT PUBLIC ENTITY
 INVESTMENT TRUST**

Schedule Of Reportable Transactions

PLAN NUMBER:

EIN NUMBER: 43-1971558

DESCRIPTION	PURCH/SELL PRICE EXPENSE INCURRED	COST OF ASSET	VALUE OF ASSET ON TXN DATE	NET GAIN OR LOSS
PURCHASED 17.324 SHS ON 09/30/2019 AT 18.91 FOR REINVESTMENT	327.59	327.59	328.81	
SOLD 6.901 SHS ON 10/07/2019 AT 19.01	131.18	127.35	131.33	3.83
PURCHASED 16.493 SHS ON 10/31/2019 AT 18.89 FOR REINVESTMENT	311.56	311.56	310.07	
PURCHASED 4,149.054 SHS ON 11/05/2019 AT 18.74	77,753.28	77,753.28	77,877.74	
SOLD 10.375 SHS ON 11/11/2019 AT 18.68	193.81	192.46	194.12	1.35
PURCHASED 20.185 SHS ON 11/29/2019 AT 18.81 FOR REINVESTMENT	379.68	379.68	378.67	
PURCHASED .203 SHS ON 12/03/2019 AT 18.86	3.83	3.83	3.82	
SOLD 10.535 SHS ON 12/12/2019 AT 18.70	197.01	195.43	197.64	1.58
PURCHASED 20.282 SHS ON 12/31/2019 AT 18.69 FOR REINVESTMENT	379.07	379.07	379.68	
SOLD 10.665 SHS ON 01/08/2020 AT 18.73	199.76	197.85	199.97	1.91
PURCHASED 22.199 SHS ON 01/31/2020 AT 19.05 FOR REINVESTMENT	422.89	422.89	422.67	
PURCHASED 465.251 SHS ON 02/06/2020 AT 18.93	8,807.21	8,807.21	8,835.12	
SOLD 20.082 SHS ON 02/11/2020 AT 18.98	381.15	372.83	380.35	8.32

Statement Period 07/01/2019 through 06/30/2020
 Account Number 115150007300
**BENEFIT TRUST COMPANY
 AS TRUSTEE FOR ANTELOPE
 VALLEY COMMUNITY COLLEGE
 DISTRICT PUBLIC ENTITY
 INVESTMENT TRUST**

Schedule Of Reportable Transactions

PLAN NUMBER:

EIN NUMBER: 43-1971558

DESCRIPTION	PURCH/SELL PRICE EXPENSE INCURRED	COST OF ASSET	VALUE OF ASSET ON TXN DATE	NET GAIN OR LOSS
PURCHASED 20.141 SHS ON 02/28/2020 AT 19.35 FOR REINVESTMENT	389.73	389.73	389.73	
SOLD 113.851 SHS ON 03/16/2020 AT 19.44	2,213.27	2,113.84	2,180.25	99.43
PURCHASED 25.788 SHS ON 03/31/2020 AT 19.19 FOR REINVESTMENT	494.87	494.87	494.36	
SOLD 103.353 SHS ON 04/07/2020 AT 19.17	1,981.27	1,919.06	1,984.38	62.21
PURCHASED 25.491 SHS ON 04/30/2020 AT 19.51 FOR REINVESTMENT	497.33	497.33	496.31	
SOLD 99.143 SHS ON 05/13/2020 AT 19.44	1,927.34	1,841.07	1,930.31	86.27
PURCHASED 29.425 SHS ON 05/29/2020 AT 19.80 FOR REINVESTMENT	582.61	582.61	582.32	
SOLD 100.552 SHS ON 06/08/2020 AT 19.87	1,997.97	1,867.52	2,000.98	130.45
PURCHASED 28.395 SHS ON 06/30/2020 AT 20.11 FOR REINVESTMENT	571.03	571.03	571.31	
TOTAL	126,670.85	126,211.15	126,778.15	459.70
PRUDENTIAL GBL TOTL RTRN FD INC PGIM TTL R6				
PURCHASED 7,518.931 SHS ON 11/05/2019 AT 7.08	53,234.03	53,234.03	53,309.22	
SOLD 6.302 SHS ON 11/11/2019 AT 7.03	44.30	44.62	44.30	0.32-

Statement Period
Account Number

07/01/2019 through 06/30/2020
115150007300
BENEFIT TRUST COMPANY
AS TRUSTEE FOR ANTELOPE
VALLEY COMMUNITY COLLEGE
DISTRICT PUBLIC ENTITY
INVESTMENT TRUST

Schedule Of Reportable Transactions

PLAN NUMBER:

EIN NUMBER: 43-1971558

DESCRIPTION	PURCH/SELL PRICE EXPENSE INCURRED	COST OF ASSET	VALUE OF ASSET ON TXN DATE	NET GAIN OR LOSS
PURCHASED 1.832 SHS ON 11/12/2019 AT 7.03	12.88	12.88	12.90	
PURCHASED .729 SHS ON 11/21/2019 AT 7.08	5.16	5.16	5.16	
PURCHASED .749 SHS ON 11/25/2019 AT 7.08	5.30	5.30	5.32	
PURCHASED 18.946 SHS ON 11/29/2019 AT 7.08 FOR REINVESTMENT	134.14	134.14	133.76	
PURCHASED .123 SHS ON 12/03/2019 AT 7.10	0.87	0.87	0.87	
SOLD 6.351 SHS ON 12/12/2019 AT 7.09	45.03	44.96	45.22	0.07
PURCHASED 61.568 SHS ON 12/18/2019 AT 6.92 FOR REINVESTMENT	426.05	426.05	425.43	
PURCHASED 125.712 SHS ON 12/18/2019 AT 6.92 FOR REINVESTMENT	869.93	869.93	868.67	
PURCHASED 22.965 SHS ON 12/31/2019 AT 6.95 FOR REINVESTMENT	159.61	159.61	159.61	
SOLD 6.589 SHS ON 01/08/2020 AT 6.93	45.66	46.62	45.73	0.96-
PURCHASED 24.868 SHS ON 01/31/2020 AT 7.06 FOR REINVESTMENT	175.57	175.57	175.32	
PURCHASED 211.317 SHS ON 02/06/2020 AT 7.00	1,479.22	1,479.22	1,483.45	
PURCHASED 7,945.437 SHS ON 02/07/2020 AT 7.02	55,776.97	55,776.97	55,856.42	

Statement Period 07/01/2019 through 06/30/2020
 Account Number 115150007300
**BENEFIT TRUST COMPANY
 AS TRUSTEE FOR ANTELOPE
 VALLEY COMMUNITY COLLEGE
 DISTRICT PUBLIC ENTITY
 INVESTMENT TRUST**

Schedule Of Reportable Transactions

PLAN NUMBER:

EIN NUMBER: 43-1971558

DESCRIPTION	PURCH/SELL PRICE EXPENSE INCURRED	COST OF ASSET	VALUE OF ASSET ON TXN DATE	NET GAIN OR LOSS
PURCHASED .751 SHS ON 02/18/2020 AT 7.02	5.27	5.27	5.26	
PURCHASED 30.215 SHS ON 02/28/2020 AT 7.07 FOR REINVESTMENT	213.62	213.62	213.62	
PURCHASED 56.722 SHS ON 03/31/2020 AT 6.40 FOR REINVESTMENT	363.02	363.02	362.45	
PURCHASED 52.116 SHS ON 04/30/2020 AT 6.58 FOR REINVESTMENT	342.92	342.92	342.92	
PURCHASED 54.704 SHS ON 05/29/2020 AT 6.76 FOR REINVESTMENT	369.80	369.80	370.35	
PURCHASED 50.984 SHS ON 06/30/2020 AT 6.86 FOR REINVESTMENT	349.75	349.75	350.77	
TOTAL	114,059.10	114,060.31	114,216.75	1.21-
PRUDENTIAL FUNDS TOTAL RETURN BOND CL Q				
SOLD 7.676 SHS ON 07/09/2019 AT 14.73	113.07	110.00	112.99	3.07
PURCHASED 27.311 SHS ON 07/31/2019 AT 14.77 FOR REINVESTMENT	403.38	403.38	405.57	
PURCHASED 1,555.245 SHS ON 08/05/2019 AT 14.93	23,219.81	23,219.81	23,235.36	
SOLD 7.553 SHS ON 08/12/2019 AT 15.00	113.29	108.89	112.99	4.40
PURCHASED 31.762 SHS ON 08/30/2019 AT 15.11 FOR REINVESTMENT	479.93	479.93	480.88	



Statement Period
Account Number

07/01/2019 through 06/30/2020
115150007300
**BENEFIT TRUST COMPANY
AS TRUSTEE FOR ANTELOPE
VALLEY COMMUNITY COLLEGE
DISTRICT PUBLIC ENTITY
INVESTMENT TRUST**

Schedule Of Reportable Transactions

PLAN NUMBER:

EIN NUMBER: 43-1971558

DESCRIPTION	PURCH/SELL PRICE EXPENSE INCURRED	COST OF ASSET	VALUE OF ASSET ON TXN DATE	NET GAIN OR LOSS
SOLD 8.665 SHS ON 09/06/2019 AT 15.09	130.76	124.94	130.32	5.82
SOLD 651.319 SHS ON 09/30/2019 AT 15.03	9,789.33	9,390.98	9,802.35	398.35
PURCHASED 27.582 SHS ON 09/30/2019 AT 15.03 FOR REINVESTMENT	414.55	414.55	415.11	
SOLD 8.687 SHS ON 10/07/2019 AT 15.10	131.18	125.27	131.17	5.91
PURCHASED 27.699 SHS ON 10/31/2019 AT 15.02 FOR REINVESTMENT	416.04	416.04	414.38	
PURCHASED 5,180.481 SHS ON 11/05/2019 AT 14.90	77,189.17	77,189.17	77,396.39	
SOLD 13.057 SHS ON 11/11/2019 AT 14.84	193.76	190.38	194.03	3.38
PURCHASED 40.364 SHS ON 11/29/2019 AT 14.99 FOR REINVESTMENT	605.05	605.05	602.63	
PURCHASED .256 SHS ON 12/03/2019 AT 15.03	3.85	3.85	3.84	
SOLD 13.196 SHS ON 12/12/2019 AT 14.93	197.01	192.42	198.07	4.59
PURCHASED 278.101 SHS ON 12/18/2019 AT 14.43 FOR REINVESTMENT	4,013.00	4,013.00	4,018.56	
PURCHASED 266.477 SHS ON 12/18/2019 AT 14.43 FOR REINVESTMENT	3,845.26	3,845.26	3,850.59	

Statement Period 07/01/2019 through 06/30/2020
 Account Number 115150007300
**BENEFIT TRUST COMPANY
 AS TRUSTEE FOR ANTELOPE
 VALLEY COMMUNITY COLLEGE
 DISTRICT PUBLIC ENTITY
 INVESTMENT TRUST**

Schedule Of Reportable Transactions

PLAN NUMBER:

EIN NUMBER: 43-1971558

DESCRIPTION	PURCH/SELL PRICE EXPENSE INCURRED	COST OF ASSET	VALUE OF ASSET ON TXN DATE	NET GAIN OR LOSS
PURCHASED 42.22 SHS ON 12/23/2019 AT 14.40 FOR REINVESTMENT	607.97	607.97	608.81	
PURCHASED 42.449 SHS ON 12/31/2019 AT 14.42 FOR REINVESTMENT	612.12	612.12	613.39	
SOLD 13.831 SHS ON 01/08/2020 AT 14.44	199.72	201.60	200.00	1.88-
PURCHASED 41.95 SHS ON 01/31/2020 AT 14.74 FOR REINVESTMENT	618.35	618.35	618.34	
PURCHASED 396.539 SHS ON 02/06/2020 AT 14.67	5,817.23	5,817.23	5,837.05	
SOLD 48.654 SHS ON 02/11/2020 AT 14.72	716.19	709.29	715.70	6.90
PURCHASED 39.698 SHS ON 02/28/2020 AT 14.91 FOR REINVESTMENT	591.90	591.90	591.10	
PURCHASED 48.979 SHS ON 03/31/2020 AT 13.90 FOR REINVESTMENT	680.81	680.81	680.32	
PURCHASED 46.479 SHS ON 04/30/2020 AT 14.26 FOR REINVESTMENT	662.79	662.79	662.79	
PURCHASED 47.433 SHS ON 05/29/2020 AT 14.51 FOR REINVESTMENT	688.25	688.25	688.25	
PURCHASED 44.666 SHS ON 06/30/2020 AT 14.72 FOR REINVESTMENT	657.49	657.49	657.93	
TOTAL	133,111.26	132,680.72	133,378.91	430.54



Statement Period 07/01/2019 through 06/30/2020
 Account Number 115150007300
**BENEFIT TRUST COMPANY
 AS TRUSTEE FOR ANTELOPE
 VALLEY COMMUNITY COLLEGE
 DISTRICT PUBLIC ENTITY
 INVESTMENT TRUST**

Schedule Of Reportable Transactions

PLAN NUMBER:

EIN NUMBER: 43-1971558

DESCRIPTION	PURCH/SELL PRICE EXPENSE INCURRED	COST OF ASSET	VALUE OF ASSET ON TXN DATE	NET GAIN OR LOSS
WESTERN ASSET CORE PLUS BOND IS				
SOLD 9.518 SHS ON 07/09/2019 AT 11.88	113.07	111.28	113.26	1.79
PURCHASED 35.253 SHS ON 07/31/2019 AT 11.89 FOR REINVESTMENT	419.16	419.16	421.63	
PURCHASED 1,936.598 SHS ON 08/05/2019 AT 11.99	23,219.81	23,219.81	23,239.18	
SOLD 9.402 SHS ON 08/12/2019 AT 12.05	113.29	110.33	113.11	2.96
PURCHASED 40.035 SHS ON 08/30/2019 AT 12.13 FOR REINVESTMENT	485.62	485.62	486.02	
SOLD 10.753 SHS ON 09/06/2019 AT 12.16	130.76	126.19	130.33	4.57
SOLD 796.896 SHS ON 09/30/2019 AT 12.09	9,634.47	9,351.90	9,650.41	282.57
PURCHASED 35.795 SHS ON 09/30/2019 AT 12.09 FOR REINVESTMENT	432.76	432.76	433.48	
SOLD 10.77 SHS ON 10/07/2019 AT 12.18	131.18	126.40	131.18	4.78
PURCHASED 34.146 SHS ON 10/31/2019 AT 12.17 FOR REINVESTMENT	415.56	415.56	413.85	
PURCHASED 6,310.496 SHS ON 11/05/2019 AT 12.07	76,167.69	76,167.69	76,357.00	
SOLD 16.164 SHS ON 11/11/2019 AT 11.99	193.81	191.49	194.13	2.32

Statement Period 07/01/2019 through 06/30/2020
 Account Number 115150007300
**BENEFIT TRUST COMPANY
 AS TRUSTEE FOR ANTELOPE
 VALLEY COMMUNITY COLLEGE
 DISTRICT PUBLIC ENTITY
 INVESTMENT TRUST**

Schedule Of Reportable Transactions

PLAN NUMBER:

EIN NUMBER: 43-1971558

DESCRIPTION	PURCH/SELL PRICE EXPENSE INCURRED	COST OF ASSET	VALUE OF ASSET ON TXN DATE	NET GAIN OR LOSS
PURCHASED 89.118 SHS ON 11/29/2019 AT 12.07 FOR REINVESTMENT	1,075.66	1,075.66	1,071.20	
PURCHASED .316 SHS ON 12/03/2019 AT 12.12	3.83	3.83	3.82	
SOLD 16.336 SHS ON 12/12/2019 AT 12.06	197.01	193.54	198.16	3.47
PURCHASED 176.867 SHS ON 12/18/2019 AT 11.91 FOR REINVESTMENT	2,106.49	2,106.49	2,110.02	
PURCHASED 77.488 SHS ON 12/18/2019 AT 11.91 FOR REINVESTMENT	922.88	922.88	924.43	
PURCHASED 58.039 SHS ON 12/31/2019 AT 11.96 FOR REINVESTMENT	694.15	694.15	695.31	
SOLD 16.716 SHS ON 01/08/2020 AT 11.95	199.76	198.06	200.26	1.70
PURCHASED 54.773 SHS ON 01/31/2020 AT 12.14 FOR REINVESTMENT	664.94	664.94	665.49	
PURCHASED 501.64 SHS ON 02/06/2020 AT 12.12	6,079.88	6,079.88	6,094.93	
SOLD 18.726 SHS ON 02/11/2020 AT 12.15	227.52	222.02	227.33	5.50
PURCHASED 49.322 SHS ON 02/28/2020 AT 12.20 FOR REINVESTMENT	601.73	601.73	603.21	
PURCHASED 53.653 SHS ON 03/31/2020 AT 11.60 FOR REINVESTMENT	622.38	622.38	620.23	

Statement Period 07/01/2019 through 06/30/2020
 Account Number 115150007300
**BENEFIT TRUST COMPANY
 AS TRUSTEE FOR ANTELOPE
 VALLEY COMMUNITY COLLEGE
 DISTRICT PUBLIC ENTITY
 INVESTMENT TRUST**

Schedule Of Reportable Transactions

PLAN NUMBER:

EIN NUMBER: 43-1971558

DESCRIPTION	PURCH/SELL PRICE EXPENSE INCURRED	COST OF ASSET	VALUE OF ASSET ON TXN DATE	NET GAIN OR LOSS
PURCHASED 50.677 SHS ON 04/30/2020 AT 11.94 FOR REINVESTMENT	605.08	605.08	602.55	
PURCHASED 48.149 SHS ON 05/29/2020 AT 12.17 FOR REINVESTMENT	585.97	585.97	586.94	
SOLD 3.731 SHS ON 06/08/2020 AT 12.27	45.78	44.24	45.82	1.54
PURCHASED 40.681 SHS ON 06/30/2020 AT 12.28 FOR REINVESTMENT	499.56	499.56	500.78	
TOTAL	126,589.80	126,278.60	126,834.06	311.20
TOTAL MUTUAL FUND - FIXED INCOME	806,646.61	808,942.38	807,663.43	2,295.77-
MUTUAL FUND - REAL ESTATE				
COHEN AND STEERS REAL ESTATE SECURITIES - Z				
SOLD 3.294 SHS ON 07/09/2019 AT 17.17	56.55	51.15	56.89	5.40
PURCHASED 692.474 SHS ON 08/05/2019 AT 16.77	11,612.79	11,612.79	11,744.36	
SOLD 3.258 SHS ON 08/12/2019 AT 17.38	56.66	51.15	56.62	5.51
SOLD 3.641 SHS ON 09/06/2019 AT 17.96	65.40	57.17	64.85	8.23
SOLD 645.555 SHS ON 09/30/2019 AT 17.91	11,561.89	10,136.01	11,445.69	1,425.88
PURCHASED 30.588 SHS ON 09/30/2019 AT 17.91 FOR REINVESTMENT	547.83	547.83	540.49	



Statement Period
Account Number

07/01/2019 through 06/30/2020
115150007300
BENEFIT TRUST COMPANY
AS TRUSTEE FOR ANTELOPE
VALLEY COMMUNITY COLLEGE
DISTRICT PUBLIC ENTITY
INVESTMENT TRUST

Schedule Of Reportable Transactions

PLAN NUMBER:

EIN NUMBER: 43-1971558

DESCRIPTION	PURCH/SELL PRICE EXPENSE INCURRED	COST OF ASSET	VALUE OF ASSET ON TXN DATE	NET GAIN OR LOSS
SOLD 3.665 SHS ON 10/07/2019 AT 17.90	65.61	57.60	65.31	8.01
PURCHASED 4,654.419 SHS ON 11/05/2019 AT 17.36	80,800.72	80,800.72	81,033.43	
PURCHASED 70.349 SHS ON 11/05/2019 AT 17.36 FOR REINVESTMENT	1,221.25	1,221.25	1,209.30	
PURCHASED 26.381 SHS ON 11/05/2019 AT 17.36 FOR REINVESTMENT	457.97	457.97	453.49	
SOLD 7.709 SHS ON 11/11/2019 AT 17.24	132.90	127.76	131.75	5.14
PURCHASED .15 SHS ON 12/03/2019 AT 17.44	2.62	2.62	2.63	
SOLD 7.919 SHS ON 12/12/2019 AT 17.06	135.09	131.25	135.10	3.84
PURCHASED 60.542 SHS ON 12/18/2019 AT 17.13 FOR REINVESTMENT	1,037.09	1,037.09	1,052.22	
SOLD 7.877 SHS ON 01/08/2020 AT 17.39	136.98	130.58	136.90	6.40
PURCHASED 115.058 SHS ON 02/06/2020 AT 18.17	2,090.61	2,090.61	2,089.45	
SOLD 28.731 SHS ON 02/11/2020 AT 18.63	535.26	476.85	537.84	58.41
PURCHASED 77.493 SHS ON 03/31/2020 AT 13.23 FOR REINVESTMENT	1,025.23	1,025.23	950.06	
PURCHASED 65.752 SHS ON 06/30/2020 AT 14.59 FOR REINVESTMENT	959.32	959.32	979.70	



Statement Period 07/01/2019 through 06/30/2020
 Account Number 115150007300
**BENEFIT TRUST COMPANY
 AS TRUSTEE FOR ANTELOPE
 VALLEY COMMUNITY COLLEGE
 DISTRICT PUBLIC ENTITY
 INVESTMENT TRUST**

Schedule Of Reportable Transactions

PLAN NUMBER:

EIN NUMBER: 43-1971558

DESCRIPTION	PURCH/SELL PRICE EXPENSE INCURRED	COST OF ASSET	VALUE OF ASSET ON TXN DATE	NET GAIN OR LOSS
PURCHASED 239.387 SHS ON 06/30/2020 AT 14.59 FOR REINVESTMENT	3,492.66	3,492.66	3,566.87	
TOTAL	115,994.43	114,467.61	116,252.95	1,526.82
TOTAL MUTUAL FUND - REAL ESTATE	115,994.43	114,467.61	116,252.95	1,526.82
TOTAL SECURITY TRANSACTIONS EXCEEDING 5%		923,409.99		



Statement Period	07/01/2019 through 06/30/2020
Account Number	115150007300
	BENEFIT TRUST COMPANY
	AS TRUSTEE FOR ANTELOPE
	VALLEY COMMUNITY COLLEGE
	DISTRICT PUBLIC ENTITY
	INVESTMENT TRUST

Schedule Of Reportable Transactions

PLAN NUMBER:

EIN NUMBER: 43-1971558

DESCRIPTION	PURCH/SELL PRICE EXPENSE INCURRED	COST OF ASSET	VALUE OF ASSET ON TXN DATE	NET GAIN OR LOSS
BEGINNING MARKET VALUE:	2,210,779.61			
SINGLE TRANSACTIONS EXCEEDING 5%:				
11/06/2019 SOLD 6,044.872 SHS GUGGENHEIM INVESTMENTS MACRO OPPORTUNITIES INST. ON 11/05/2019 AT 25.76		159,378.97		
TOTAL SINGLE TRANSACTIONS EXCEEDING 5%		159,378.97		



Statement Period
Account Number

07/01/2019 through 06/30/2020
115150007300
**BENEFIT TRUST COMPANY
AS TRUSTEE FOR ANTELOPE
VALLEY COMMUNITY COLLEGE
DISTRICT PUBLIC ENTITY
INVESTMENT TRUST**

Balance Sheet


	AS OF 07/01/2019		AS OF 06/30/2020	
	AVG COST VALUE	MARKET VALUE	AVG COST VALUE	MARKET VALUE
A S S E T S				
CASH	5,426.98	5,426.98	6,846.96	6,846.96
DUE FROM BROKERS	0.00	0.00	0.00	0.00
TOTAL CASH & RECEIVABLES	5,426.98	5,426.98	6,846.96	6,846.96
MUTUAL FUNDS				
MUTUAL FUND - FIXED INCOME	976,956.78	990,826.70	1,153,821.43	1,185,250.52
MUTUAL FUND - DOMESTIC EQUITY	859,711.69	896,262.81	920,133.35	996,368.37
MUTUAL FUND - INTERNATIONAL EQUI	185,167.98	193,614.93	279,839.58	285,031.01
MUTUAL FUND - REAL ESTATE	121,401.06	130,075.17	256,618.23	220,482.02
TOTAL MUTUAL FUNDS	2,143,237.51	2,210,779.61	2,610,412.59	2,687,131.92
TOTAL HOLDINGS	2,143,237.51	2,210,779.61	2,610,412.59	2,687,131.92
TOTAL ASSETS	2,148,664.49	2,216,206.59	2,617,259.55	2,693,978.88
L I A B I L I T I E S				
DUE TO BROKERS	5,426.98	5,426.98	6,846.96	6,846.96
TOTAL LIABILITIES	5,426.98	5,426.98	6,846.96	6,846.96
TOTAL NET ASSET VALUE	2,143,237.51	2,210,779.61	2,610,412.59	2,687,131.92






Statement Period
Account Number


07/01/2019 through 06/30/2020
115150007300
BENEFIT TRUST COMPANY
AS TRUSTEE FOR ANTELOPE
VALLEY COMMUNITY COLLEGE
DISTRICT PUBLIC ENTITY
INVESTMENT TRUST




Beginning Market Allocation



0.2%		CASH & RECEIVABLES	5,426.98
0.2%		LIABILITIES	5,426.98-
100.0%		MUTUAL FUNDS	2,210,779.61
100.0%		Total	2,210,779.61

Ending Market Allocation



0.3%		CASH & RECEIVABLES	6,846.96
0.3%		LIABILITIES	6,846.96-
100.0%		MUTUAL FUNDS	2,687,131.92
100.0%		Total	2,687,131.92



Statement Period
Account Number

07/01/2019 through 06/30/2020
115150007300
**BENEFIT TRUST COMPANY
AS TRUSTEE FOR ANTELOPE
VALLEY COMMUNITY COLLEGE
DISTRICT PUBLIC ENTITY
INVESTMENT TRUST**

Schedule Of Prior Period Trades Settled

DATE	DESCRIPTION	DUE FROM BROKERS	DUE TO BROKERS
07/01/2019	PURCHASED 32.93 SHS BLACKROCK TOTAL RETURN - K ON 06/28/2019 AT 11.80 FOR REINVESTMENT		388.57
07/01/2019	PURCHASED 12.961 SHS GUGGENHEIM INVESTMENTS MACRO OPPORTUNITIES INST. ON 06/28/2019 AT 25.94 FOR REINVESTMENT		336.21
07/01/2019	PURCHASED 15.855 SHS GUGGENHEIM INVESTMENTS INVESTMENT GRADE BOND FUND ON 06/28/2019 AT 18.73 FOR REINVESTMENT		296.97
07/01/2019	PURCHASED 20.012 SHS HARTFORD WORLD BOND - Y ON 06/27/2019 AT 10.82 FOR REINVESTMENT		216.53
07/01/2019	PURCHASED 52.344 SHS LEGG MASON BW GLOBAL OPPORTUNITIES BOND IS ON 06/28/2019 AT 10.43 FOR REINVESTMENT		545.95
07/01/2019	PURCHASED 46.07 SHS LEGG MASON BW ALTERNATIVE CREDIT ON 06/28/2019 AT 10.44 FOR REINVESTMENT		480.97
07/01/2019	PURCHASED 25.147 SHS PRUDENTIAL FUNDS TOTAL RETURN BOND CL Q ON 06/28/2019 AT 14.76 FOR REINVESTMENT		371.17
07/01/2019	PURCHASED 34.45 SHS WESTERN ASSET CORE PLUS BOND IS ON 06/28/2019 AT 11.90 FOR REINVESTMENT		409.96
07/02/2019	PURCHASED 26.998 SHS COHEN AND STEERS REAL ESTATE SECURITIES - Z ON 06/28/2019 AT 16.62 FOR REINVESTMENT		448.71



Statement Period
Account Number

07/01/2019 through 06/30/2020
115150007300
**BENEFIT TRUST COMPANY
AS TRUSTEE FOR ANTELOPE
VALLEY COMMUNITY COLLEGE
DISTRICT PUBLIC ENTITY
INVESTMENT TRUST**

Schedule Of Prior Period Trades Settled

DATE	DESCRIPTION	DUE FROM BROKERS	DUE TO BROKERS
07/02/2019	PURCHASED 38.747 SHS COHEN AND STEERS REAL ESTATE SECURITIES - Z ON 06/28/2019 AT 16.62 FOR REINVESTMENT		643.98
07/02/2019	PURCHASED 77.495 SHS COHEN AND STEERS REAL ESTATE SECURITIES - Z ON 06/28/2019 AT 16.62 FOR REINVESTMENT		1,287.96
	TOTAL PRIOR PERIOD TRADES SETTLED		5,426.98
	NET RECEIVABLE/PAYABLE		5,426.98 -



Statement Period
Account Number

07/01/2019 through 06/30/2020
115150007300
**BENEFIT TRUST COMPANY
AS TRUSTEE FOR ANTELOPE
VALLEY COMMUNITY COLLEGE
DISTRICT PUBLIC ENTITY
INVESTMENT TRUST**

Schedule Of Pending Trades End Of Period

DATE	DESCRIPTION	DUE FROM BROKERS	DUE TO BROKERS
07/01/2020	PURCHASED 25.597 SHS BLACKROCK TOTAL RETURN - K ON 06/30/2020 AT 12.39 FOR REINVESTMENT		317.15
07/01/2020	PURCHASED 28.395 SHS GUGGENHEIM INVESTMENTS INVESTMENT GRADE BOND FUND ON 06/30/2020 AT 20.11 FOR REINVESTMENT		571.03
07/01/2020	PURCHASED 50.984 SHS PRUDENTIAL GBL TOTL RTRN FD INC PGIM TTL R6 ON 06/30/2020 AT 6.86 FOR REINVESTMENT		349.75
07/01/2020	PURCHASED 44.666 SHS PRUDENTIAL FUNDS TOTAL RETURN BOND CL Q ON 06/30/2020 AT 14.72 FOR REINVESTMENT		657.49
07/01/2020	PURCHASED 40.681 SHS WESTERN ASSET CORE PLUS BOND IS ON 06/30/2020 AT 12.28 FOR REINVESTMENT		499.56
07/02/2020	PURCHASED 65.752 SHS COHEN AND STEERS REAL ESTATE SECURITIES - Z ON 06/30/2020 AT 14.59 FOR REINVESTMENT		959.32
07/02/2020	PURCHASED 239.387 SHS COHEN AND STEERS REAL ESTATE SECURITIES - Z ON 06/30/2020 AT 14.59 FOR REINVESTMENT		3,492.66
	TOTAL PENDING TRADES END OF PERIOD		6,846.96
	NET RECEIVABLE/PAYABLE		6,846.96 -