

BENEFIT TRUST COMPANY HEREBY  
CERTIFIES THIS ANNUAL TRUST STATEMENT FURNISHED  
PURSUANT TO 29 CFR 2520.103-5(C) IS COMPLETE  
AND ACCURATE.

\_\_\_\_\_  
(AUTHORIZED SIGNATURE)

RBOA FUTURIS

KS 66211

ACCOUNT NUMBER 115150007300

FOR THE PERIOD FROM 07/01/2017 TO 06/30/2018

THE PLAN ADMINISTRATOR WILL BE DEEMED TO APPROVE THIS REPORT UNLESS IT SUBMITS WRITTEN OBJECTIONS  
OR PROPOSED CORRECTIONS THERETO WITHIN NINETY (90) CALENDAR DAYS FOLLOWING THE END OF THE PERIOD  
COVERED IN THE REPORT.

## TRUST EB FORMAT

---

Statement Period  
Account Number

07/01/2017 through 06/30/2018  
115150007300

### Contents

---

Summary Of Fund	1
Asset Summary As Of 06/30/2018	2
Summary Of Cash Receipts And Disbursements	6
Schedule Of Income	7
Schedule Of Other Additions	23
Schedule Of Fees And Other Expenses	24
Schedule Of Miscellaneous Transactions	27
Schedule Of Purchases	28
Schedule Of Sales	47
Schedule Of Unrealized Gains & Losses	76
Schedule Of Reportable Transactions	79
Balance Sheet	80
Schedule Of Prior Period Trades Settled	82
Schedule Of Pending Trades End Of Period	84

# TRUST EB FORMAT

Statement Period  
Account Number

07/01/2017 through 06/30/2018  
115150007300

## Summary Of Fund

---

MARKET VALUE AS OF 07/01/2017

1,265,662.17

EARNINGS

NET INCOME CASH RECEIPTS	65,006.76
FEES AND OTHER EXPENSES	17,100.73-
REALIZED GAIN OR LOSS	11,253.23
UNREALIZED GAIN OR LOSS	32,949.22

TOTAL EARNINGS

92,108.48

OTHER RECEIPTS

387,113.00

TOTAL MARKET VALUE AS OF 06/30/2018

1,744,883.65

# TRUST EB FORMAT

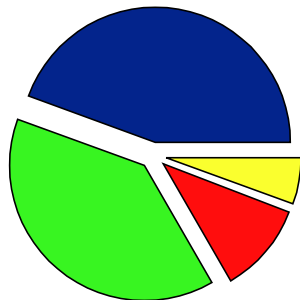
Statement Period  
Account Number

07/01/2017 through 06/30/2018  
115150007300

## Asset Summary As Of 06/30/2018

DESCRIPTION	MARKET VALUE	AVG COST	% OF PORT
MUTUAL FUND - FIXED INCOME	680,819.39	690,064.01	39
MUTUAL FUND - DOMESTIC EQUITY	774,552.74	697,740.20	44
MUTUAL FUND - INTERNATIONAL EQUITY	191,036.14	169,009.67	11
MUTUAL FUND - REAL ESTATE	98,475.38	97,806.64	6
<b>TOTAL INVESTMENTS</b>	<b>1,744,883.65</b>	<b>1,654,620.52</b>	
CASH	2,047.20		
DUE FROM BROKER	0.00		
DUE TO BROKER	2,047.20		
<b>TOTAL MARKET VALUE</b>	<b>1,744,883.65</b>		

## Ending Asset Allocation



44.4%	<span style="color: blue;">■</span> MUTUAL FUND - DOMESTIC EQUITY	774,552.74
39.0%	<span style="color: green;">■</span> MUTUAL FUND - FIXED INCOME	680,819.39
11.0%	<span style="color: red;">■</span> MUTUAL FUND - INTERNATIONAL EQUI	191,036.14
5.6%	<span style="color: yellow;">■</span> MUTUAL FUND - REAL ESTATE	98,475.38
100.0%	<b>Total</b>	<b>1,744,883.65</b>

## TRUST EB FORMAT

Statement Period  
Account Number

07/01/2017 through 06/30/2018  
115150007300

### Asset Detail As Of 06/30/2018

UNITS/BOOK VALUE	DESCRIPTION	MARKET VALUE	AVG COST	% OF PORT
<b>MUTUAL FUND - FIXED INCOME</b>				
9,201.574	BLACKROCK TOTAL RETURN - K	104,161.82	108,489.93	6
3,986.691	GUGGENHEIM INVESTMENTS MACRO OPPORTUNITIES INST.	105,846.65	105,451.66	6
5,765.818	GUGGENHEIM INVESTMENTS INVESTMENT GRADE BOND FUND	106,264.03	105,790.27	6
4,993.56	HARTFORD WORLD BOND - Y	53,530.96	51,892.50	3
4,907.783	LEGG MASON BW GLOBAL OPPORTUNITIES BOND IS	50,648.32	52,062.20	3
5,107.812	LEGG MASON BW ALTERNATIVE CREDIT	52,916.93	52,167.81	3
7,392.08	PRUDENTIAL FUNDS TOTAL RETURN BOND CL Q	104,154.41	106,347.59	6
9,149.36	WESTERN ASSET CORE PLUS BOND IS	103,296.27	107,862.05	6
		<b>680,819.39</b>	<b>690,064.01</b>	<b>39</b>
<b>MUTUAL FUND - DOMESTIC EQUITY</b>				
4,350.568	ALGER FUNDS SMALL CAP FOCUS Z	84,444.52	52,937.50	5
4,001.928	ALGER FUNDS SPECTRA Z	92,964.79	75,392.40	5
3,174.738	BRANDES FUNDS INTERNATIONAL SMALL CAP R6	39,557.24	43,162.65	2
3,251.15	COLUMBIA CONTRARIAN CORE	84,887.53	77,148.68	5
2,106.399	OAKMARK SELECT FUND-INSTITUTIONAL	96,388.82	94,016.22	6
1,790.902	OAKMARK INTERNATIONAL INST.	47,315.63	52,778.09	3

## TRUST EB FORMAT

Statement Period  
Account Number

07/01/2017 through 06/30/2018  
115150007300

### Asset Detail As Of 06/30/2018

UNITS/BOOK VALUE	DESCRIPTION	MARKET VALUE	AVG COST	% OF PORT
1,914.693	HARTFORD FUNDS MIDCAP CLASS Y	73,600.80	60,209.63	4
2,160.125	JOHN HANCOCK INTERNATIONAL GROWTH R6	60,893.92	61,585.15	3
1,555.237	PRUDENTIAL JENNISON GLOBAL OPPS Q	37,372.35	35,148.40	2
3,999.998	THORNBURG INVESTMENT INCOME BUILDER R6	85,039.96	83,633.81	5
993.21	UNDISCOVERED MANAGERS BEHAVIORAL VALUE R6	72,087.18	61,727.67	4
		<b>774,552.74</b>	<b>697,740.20</b>	<b>44</b>
<b>MUTUAL FUND - INTERNATIONAL EQUITY</b>				
3,851.871	HARTFORD INTERNATIONAL VALUE - Y	64,326.25	58,890.26	4
2,240.154	CLEARBRIDGE INTERNATIONAL CM CAP - IS	40,165.96	35,093.47	2
1,183.431	AMERICAN FUNDS NEW PERSPECTIVE F2	53,242.56	46,363.37	3
512.25	AMERICAN FUNDS NEW WORLD F2	33,301.37	28,662.57	2
		<b>191,036.14</b>	<b>169,009.67</b>	<b>11</b>
<b>MUTUAL FUND - REAL ESTATE</b>				
3,500.676	COHEN AND STEERS REAL ESTATE SECURITIES - Z	54,365.50	53,993.52	3
1,824.23	PRUDENTIAL FUNDS GLOBAL REAL ESTATE CL Q	44,109.88	43,813.12	3
		<b>98,475.38</b>	<b>97,806.64</b>	<b>6</b>

## TRUST EB FORMAT

Statement Period  
Account Number

07/01/2017 through 06/30/2018  
115150007300

### Asset Detail As Of 06/30/2018

UNITS/BOOK VALUE	DESCRIPTION	MARKET VALUE	AVG COST	% OF PORT
	TOTAL INVESTMENTS	1,744,883.65		
	CASH	2,047.20		
	DUE FROM BROKER	0.00		
	DUE TO BROKER	2,047.20		
	NET ASSETS	1,744,883.65		
	TOTAL MARKET VALUE	1,744,883.65		

# TRUST EB FORMAT

Statement Period  
Account Number

07/01/2017 through 06/30/2018  
115150007300

## Summary Of Cash Receipts And Disbursements

### R E C E I P T S

CASH BALANCE AS OF 07/01/2017			2,495.58
INCOME RECEIVED			
DIVIDENDS	65,006.76		
TOTAL INCOME RECEIPTS		65,006.76	
OTHER CASH RECEIPTS		387,113.00	
PROCEEDS FROM THE DISPOSITION OF ASSETS		212,251.69	
TOTAL RECEIPTS			664,371.45

### D I S B U R S E M E N T S

FEES AND OTHER EXPENSES			
ADMINISTRATIVE FEES AND EXPENSES	17,100.73		
TOTAL FEES AND OTHER EXPENSES		17,100.73	
COST OF ACQUISITION OF ASSETS		647,719.10	
TOTAL DISBURSEMENTS			664,819.83
CASH BALANCE AS OF 06/30/2018			2,047.20

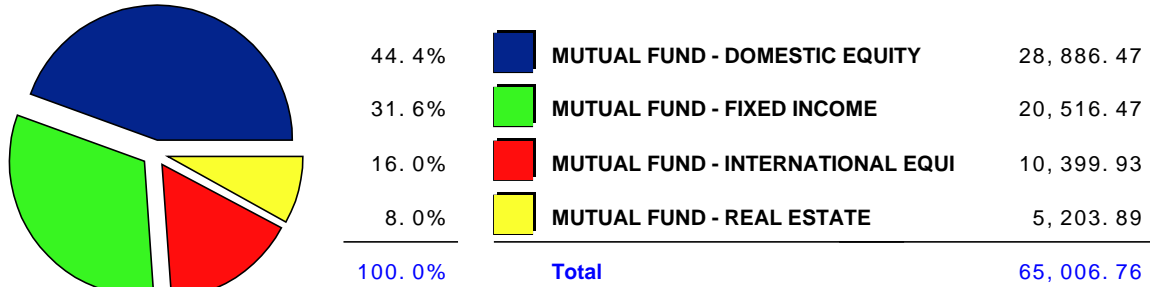


# TRUST EB FORMAT

Statement Period  
Account Number

07/01/2017 through 06/30/2018  
115150007300

## Schedule Of Income Income Allocation



## Income Schedule

DATE	DESCRIPTION	CASH RECEIVED	INCOME EARNED	MARKET / COST BASIS
<b>DIVIDENDS</b>				
<b>MUTUAL FUND - FIXED INCOME</b>				
BLACKROCK TOTAL RETURN - K				
08/01/2017	DIVIDEND ON 6,338.623 SHS BLACKROCK TOTAL RETURN - K AT .034817 PER SHARE EFFECTIVE 07/31/2017	220.69		
09/01/2017	DIVIDEND ON 6,351.454 SHS BLACKROCK TOTAL RETURN - K AT .033999 PER SHARE EFFECTIVE 08/31/2017	215.94		
10/02/2017	DIVIDEND ON 8,331.542 SHS BLACKROCK TOTAL RETURN - K AT .029878 PER SHARE EFFECTIVE 09/29/2017	248.93		
11/01/2017	DIVIDEND ON 8,345.138 SHS BLACKROCK TOTAL RETURN - K AT .033671 PER SHARE EFFECTIVE 10/31/2017	280.99		

## TRUST EB FORMAT

Statement Period  
Account Number

07/01/2017 through 06/30/2018  
115150007300

### Schedule Of Income

DATE	DESCRIPTION	CASH RECEIVED	INCOME EARNED	MARKET / COST BASIS
12/01/2017	DIVIDEND ON 8,361.47 SHS BLACKROCK TOTAL RETURN - K AT .034749 PER SHARE EFFECTIVE 11/30/2017	290.55		
01/02/2018	DIVIDEND ON 8,378.608 SHS BLACKROCK TOTAL RETURN - K AT .033775 PER SHARE EFFECTIVE 12/29/2017	282.99		
02/01/2018	DIVIDEND ON 9,088.92 SHS BLACKROCK TOTAL RETURN - K AT .031853 PER SHARE EFFECTIVE 01/31/2018	289.51		
03/01/2018	DIVIDEND ON 9,105.745 SHS BLACKROCK TOTAL RETURN - K AT .030901 PER SHARE EFFECTIVE 02/28/2018	281.38		
04/02/2018	DIVIDEND ON 9,122.383 SHS BLACKROCK TOTAL RETURN - K AT .034597 PER SHARE EFFECTIVE 03/29/2018	315.61		
05/01/2018	DIVIDEND ON 9,142.041 SHS BLACKROCK TOTAL RETURN - K AT .031601 PER SHARE EFFECTIVE 04/30/2018	288.90		
06/01/2018	DIVIDEND ON 9,159.485 SHS BLACKROCK TOTAL RETURN - K AT .031987 PER SHARE EFFECTIVE 05/31/2018	292.98		
07/02/2018	DIVIDEND ON 9,177.136 SHS BLACKROCK TOTAL RETURN - K AT .030143 PER SHARE EFFECTIVE 06/29/2018	276.63		
	<b>SECURITY TOTAL</b>	<b>3,285.10</b>	<b>3,285.10</b>	
	GUGGENHEIM INVESTMENTS MACRO OPPORTUNITIES INST.			
08/01/2017	DIVIDEND ON 2,776.931 SHS GUGGENHEIM INVESTMENTS MACRO OPPORTUNITIES INST. AT .070506 PER SHARE EFFECTIVE 07/31/2017	195.79		

## TRUST EB FORMAT

Statement Period  
Account Number

07/01/2017 through 06/30/2018  
115150007300

### Schedule Of Income

DATE	DESCRIPTION	CASH RECEIVED	INCOME EARNED	MARKET / COST BASIS
09/05/2017	DIVIDEND ON 2,781.651 SHS GUGGENHEIM INVESTMENTS MACRO OPPORTUNITIES INST. AT .088074 PER SHARE EFFECTIVE 08/31/2017	244.99		
10/03/2017	DIVIDEND ON 3,657.869 SHS GUGGENHEIM INVESTMENTS MACRO OPPORTUNITIES INST. AT .061875 PER SHARE EFFECTIVE 09/29/2017	226.33		
11/01/2017	DIVIDEND ON 3,663.017 SHS GUGGENHEIM INVESTMENTS MACRO OPPORTUNITIES INST. AT .080507 PER SHARE EFFECTIVE 10/31/2017	294.90		
12/01/2017	DIVIDEND ON 3,670.697 SHS GUGGENHEIM INVESTMENTS MACRO OPPORTUNITIES INST. AT .070624 PER SHARE EFFECTIVE 11/30/2017	259.24		
01/02/2018	DIVIDEND ON 3,677.016 SHS GUGGENHEIM INVESTMENTS MACRO OPPORTUNITIES INST. AT .063614 PER SHARE EFFECTIVE 12/29/2017	233.91		
02/01/2018	DIVIDEND ON 3,942.234 SHS GUGGENHEIM INVESTMENTS MACRO OPPORTUNITIES INST. AT .061054 PER SHARE EFFECTIVE 01/31/2018	240.69		
03/01/2018	DIVIDEND ON 3,947.684 SHS GUGGENHEIM INVESTMENTS MACRO OPPORTUNITIES INST. AT .057973 PER SHARE EFFECTIVE 02/28/2018	228.86		
04/02/2018	DIVIDEND ON 3,952.832 SHS GUGGENHEIM INVESTMENTS MACRO OPPORTUNITIES INST. AT .062914 PER SHARE EFFECTIVE 03/29/2018	248.69		
05/01/2018	DIVIDEND ON 3,958.743 SHS GUGGENHEIM INVESTMENTS MACRO OPPORTUNITIES INST. AT .077522 PER SHARE EFFECTIVE 04/30/2018	306.89		
06/01/2018	DIVIDEND ON 3,966.851 SHS GUGGENHEIM INVESTMENTS MACRO OPPORTUNITIES INST. AT .073333 PER SHARE EFFECTIVE 05/31/2018	290.90		

# TRUST EB FORMAT

Statement Period  
Account Number

07/01/2017 through 06/30/2018  
115150007300

## Schedule Of Income

DATE	DESCRIPTION	CASH RECEIVED	INCOME EARNED	MARKET / COST BASIS
07/02/2018	DIVIDEND ON 3,974.355 SHS GUGGENHEIM INVESTMENTS MACRO OPPORTUNITIES INST. AT .082411 PER SHARE EFFECTIVE 06/29/2018	327.53		
	<b>SECURITY TOTAL</b>	<b>3,098.72</b>	<b>3,098.72</b>	
	GUGGENHEIM INVESTMENTS INVESTMENT GRADE BOND FUND			
08/01/2017	DIVIDEND ON 4,037.096 SHS GUGGENHEIM INVESTMENTS INVESTMENT GRADE BOND FUND AT .062647 PER SHARE EFFECTIVE 07/31/2017	252.91		
09/05/2017	DIVIDEND ON 4,047.011 SHS GUGGENHEIM INVESTMENTS INVESTMENT GRADE BOND FUND AT .060235 PER SHARE EFFECTIVE 08/31/2017	243.77		
10/03/2017	DIVIDEND ON 5,306.742 SHS GUGGENHEIM INVESTMENTS INVESTMENT GRADE BOND FUND AT .0397 PER SHARE EFFECTIVE 09/29/2017	210.68		
11/01/2017	DIVIDEND ON 5,313.335 SHS GUGGENHEIM INVESTMENTS INVESTMENT GRADE BOND FUND AT .052839 PER SHARE EFFECTIVE 10/31/2017	280.75		
12/01/2017	DIVIDEND ON 5,323.664 SHS GUGGENHEIM INVESTMENTS INVESTMENT GRADE BOND FUND AT .05287 PER SHARE EFFECTIVE 11/30/2017	281.46		
01/02/2018	DIVIDEND ON 5,333.975 SHS GUGGENHEIM INVESTMENTS INVESTMENT GRADE BOND FUND AT .042092 PER SHARE EFFECTIVE 12/29/2017	224.52		
02/01/2018	DIVIDEND ON 5,711.212 SHS GUGGENHEIM INVESTMENTS INVESTMENT GRADE BOND FUND AT .042893 PER SHARE EFFECTIVE 01/31/2018	244.97		

# TRUST EB FORMAT

Statement Period  
Account Number

07/01/2017 through 06/30/2018  
115150007300

## Schedule Of Income

DATE	DESCRIPTION	CASH RECEIVED	INCOME EARNED	MARKET / COST BASIS
03/01/2018	DIVIDEND ON 5,719.348 SHS GUGGENHEIM INVESTMENTS INVESTMENT GRADE BOND FUND AT .039608 PER SHARE EFFECTIVE 02/28/2018	226.53		
04/02/2018	DIVIDEND ON 5,726.728 SHS GUGGENHEIM INVESTMENTS INVESTMENT GRADE BOND FUND AT .038502 PER SHARE EFFECTIVE 03/29/2018	220.49		
05/01/2018	DIVIDEND ON 5,733.756 SHS GUGGENHEIM INVESTMENTS INVESTMENT GRADE BOND FUND AT .046176 PER SHARE EFFECTIVE 04/30/2018	264.76		
06/01/2018	DIVIDEND ON 5,743.23 SHS GUGGENHEIM INVESTMENTS INVESTMENT GRADE BOND FUND AT .042843 PER SHARE EFFECTIVE 05/31/2018	246.06		
07/02/2018	DIVIDEND ON 5,751.595 SHS GUGGENHEIM INVESTMENTS INVESTMENT GRADE BOND FUND AT .045575 PER SHARE EFFECTIVE 06/29/2018	262.13		
	<b>SECURITY TOTAL</b>	<b>2,959.03</b>	<b>2,959.03</b>	
	HARTFORD WORLD BOND - Y			
12/29/2017	DIVIDEND ON 4,628.706 SHS HARTFORD WORLD BOND - Y AT .002087 PER SHARE EFFECTIVE 12/27/2017	9.66		
07/02/2018	DIVIDEND ON 4,993.396 SHS HARTFORD WORLD BOND - Y AT .000352 PER SHARE EFFECTIVE 06/28/2018	1.76		
	<b>SECURITY TOTAL</b>	<b>11.42</b>	<b>11.42</b>	

# TRUST EB FORMAT

Statement Period  
Account Number

07/01/2017 through 06/30/2018  
115150007300

## Schedule Of Income

DATE	DESCRIPTION	CASH RECEIVED	INCOME EARNED	MARKET / COST BASIS
	LEGG MASON BW GLOBAL OPPORTUNITIES BOND IS			
10/02/2017	DIVIDEND ON 4,497.992 SHS LEGG MASON BW GLOBAL OPPORTUNITIES BOND IS AT .084897 PER SHARE EFFECTIVE 09/29/2017	381.87		
12/22/2017	DIVIDEND ON 4,519.752 SHS LEGG MASON BW GLOBAL OPPORTUNITIES BOND IS AT .125938 PER SHARE EFFECTIVE 12/21/2017	569.21		
12/22/2017	SHORT TERM CAPITAL GAINS DIVIDEND ON 4,519.752 SHS LEGG MASON BW GLOBAL OPPORTUNITIES BOND IS AT .1234 PER SHARE EFFECTIVE 12/21/2017	557.74		
12/22/2017	LONG TERM CAP GAINS DIVIDEND - PRE 5/6/2003 ON 4,519.752 SHS LEGG MASON BW GLOBAL OPPORTUNITIES BOND IS AT .13642 PER SHARE EFFECTIVE 12/21/2017	616.58		
03/29/2018	DIVIDEND ON 4,846.012 SHS LEGG MASON BW GLOBAL OPPORTUNITIES BOND IS AT .07781 PER SHARE EFFECTIVE 03/28/2018	377.07		
06/29/2018	DIVIDEND ON 4,867.226 SHS LEGG MASON BW GLOBAL OPPORTUNITIES BOND IS AT .075936 PER SHARE EFFECTIVE 06/28/2018	369.60		
06/29/2018	SHORT TERM CAPITAL GAINS DIVIDEND ON 4,867.226 SHS LEGG MASON BW GLOBAL OPPORTUNITIES BOND IS AT .00571 PER SHARE EFFECTIVE 06/28/2018	27.79		
06/29/2018	LONG TERM CAP GAINS DIVIDEND - PRE 5/6/2003 ON 4,867.226 SHS LEGG MASON BW GLOBAL OPPORTUNITIES BOND IS AT .00393 PER SHARE EFFECTIVE 06/28/2018	19.13		
	<b>SECURITY TOTAL</b>	<b>2,918.99</b>	<b>2,918.99</b>	

# TRUST EB FORMAT

Statement Period  
Account Number

07/01/2017 through 06/30/2018  
115150007300

## Schedule Of Income

DATE	DESCRIPTION	CASH RECEIVED	INCOME EARNED	MARKET / COST BASIS
	LEGG MASON BW ALTERNATIVE CREDIT			
10/02/2017	DIVIDEND ON 4,748.226 SHS LEGG MASON BW ALTERNATIVE CREDIT AT .060926 PER SHARE EFFECTIVE 09/29/2017	289.29		
12/22/2017	DIVIDEND ON 4,763.1 SHS LEGG MASON BW ALTERNATIVE CREDIT AT .114313 PER SHARE EFFECTIVE 12/21/2017	544.48		
03/29/2018	DIVIDEND ON 5,064.048 SHS LEGG MASON BW ALTERNATIVE CREDIT AT .102463 PER SHARE EFFECTIVE 03/28/2018	518.88		
06/29/2018	DIVIDEND ON 5,101.094 SHS LEGG MASON BW ALTERNATIVE CREDIT AT .013644 PER SHARE EFFECTIVE 06/28/2018	69.60		
	<b>SECURITY TOTAL</b>	<b>1,422.25</b>	<b>1,422.25</b>	
	PRUDENTIAL FUNDS TOTAL RETURN BOND CL Q			
08/01/2017	DIVIDEND ON 5,163.113 SHS PRUDENTIAL FUNDS TOTAL RETURN BOND CL Q AT .032806 PER SHARE EFFECTIVE 07/31/2017	169.38		
09/01/2017	DIVIDEND ON 5,169.971 SHS PRUDENTIAL FUNDS TOTAL RETURN BOND CL Q AT .036712 PER SHARE EFFECTIVE 08/31/2017	189.80		
10/02/2017	DIVIDEND ON 6,769.627 SHS PRUDENTIAL FUNDS TOTAL RETURN BOND CL Q AT .035789 PER SHARE EFFECTIVE 09/29/2017	242.28		
11/01/2017	DIVIDEND ON 6,780.189 SHS PRUDENTIAL FUNDS TOTAL RETURN BOND CL Q AT .036391 PER SHARE EFFECTIVE 10/31/2017	246.74		

# TRUST EB FORMAT

Statement Period  
Account Number

07/01/2017 through 06/30/2018  
115150007300

## Schedule Of Income

DATE	DESCRIPTION	CASH RECEIVED	INCOME EARNED	MARKET / COST BASIS
12/01/2017	DIVIDEND ON 6,791.009 SHS PRUDENTIAL FUNDS TOTAL RETURN BOND CL Q AT .037841 PER SHARE EFFECTIVE 11/30/2017	256.98		
01/02/2018	DIVIDEND ON 6,802.508 SHS PRUDENTIAL FUNDS TOTAL RETURN BOND CL Q AT .037088 PER SHARE EFFECTIVE 12/29/2017	252.29		
02/01/2018	DIVIDEND ON 7,302.817 SHS PRUDENTIAL FUNDS TOTAL RETURN BOND CL Q AT .036835 PER SHARE EFFECTIVE 01/31/2018	269.00		
03/01/2018	DIVIDEND ON 7,314.888 SHS PRUDENTIAL FUNDS TOTAL RETURN BOND CL Q AT .034709 PER SHARE EFFECTIVE 02/28/2018	253.89		
04/02/2018	DIVIDEND ON 7,326.377 SHS PRUDENTIAL FUNDS TOTAL RETURN BOND CL Q AT .040201 PER SHARE EFFECTIVE 03/29/2018	294.53		
05/01/2018	DIVIDEND ON 7,340.637 SHS PRUDENTIAL FUNDS TOTAL RETURN BOND CL Q AT .037835 PER SHARE EFFECTIVE 04/30/2018	277.73		
06/01/2018	DIVIDEND ON 7,353.841 SHS PRUDENTIAL FUNDS TOTAL RETURN BOND CL Q AT .039866 PER SHARE EFFECTIVE 05/31/2018	293.17		
07/02/2018	DIVIDEND ON 7,368.075 SHS PRUDENTIAL FUNDS TOTAL RETURN BOND CL Q AT .045905 PER SHARE EFFECTIVE 06/29/2018	338.23		
	<b>SECURITY TOTAL</b>	<b>3,084.02</b>	<b>3,084.02</b>	
	WESTERN ASSET CORE PLUS BOND IS			
08/01/2017	DIVIDEND ON 6,374.137 SHS WESTERN ASSET CORE PLUS BOND IS AT .027207 PER SHARE EFFECTIVE 07/31/2017	173.42		



## TRUST EB FORMAT

Statement Period  
Account Number

07/01/2017 through 06/30/2018  
115150007300

### Schedule Of Income

DATE	DESCRIPTION	CASH RECEIVED	INCOME EARNED	MARKET / COST BASIS
09/01/2017	DIVIDEND ON 6,382.874 SHS WESTERN ASSET CORE PLUS BOND IS AT .029253 PER SHARE EFFECTIVE 08/31/2017	186.72		
10/02/2017	DIVIDEND ON 8,334.091 SHS WESTERN ASSET CORE PLUS BOND IS AT .025144 PER SHARE EFFECTIVE 09/29/2017	209.55		
11/01/2017	DIVIDEND ON 8,344.25 SHS WESTERN ASSET CORE PLUS BOND IS AT .028728 PER SHARE EFFECTIVE 10/31/2017	239.71		
12/01/2017	DIVIDEND ON 8,356.963 SHS WESTERN ASSET CORE PLUS BOND IS AT .039563 PER SHARE EFFECTIVE 11/30/2017	330.63		
12/22/2017	SHORT TERM CAPITAL GAINS DIVIDEND ON 8,377.313 SHS WESTERN ASSET CORE PLUS BOND IS AT .00931 PER SHARE EFFECTIVE 12/21/2017	77.99		
12/22/2017	LONG TERM CAP GAINS DIVIDEND - PRE 5/6/2003 ON 8,377.313 SHS WESTERN ASSET CORE PLUS BOND IS AT .00651 PER SHARE EFFECTIVE 12/21/2017	54.54		
01/02/2018	DIVIDEND ON 8,388.573 SHS WESTERN ASSET CORE PLUS BOND IS AT .031313 PER SHARE EFFECTIVE 12/29/2017	262.67		
02/01/2018	DIVIDEND ON 8,996.759 SHS WESTERN ASSET CORE PLUS BOND IS AT .029585 PER SHARE EFFECTIVE 01/31/2018	266.17		
03/01/2018	DIVIDEND ON 9,011.38 SHS WESTERN ASSET CORE PLUS BOND IS AT .02952 PER SHARE EFFECTIVE 02/28/2018	266.02		
04/02/2018	DIVIDEND ON 9,026.59 SHS WESTERN ASSET CORE PLUS BOND IS AT .033599 PER SHARE EFFECTIVE 03/29/2018	303.28		

## TRUST EB FORMAT

Statement Period  
Account Number

07/01/2017 through 06/30/2018  
115150007300

### Schedule Of Income

DATE	DESCRIPTION	CASH RECEIVED	INCOME EARNED	MARKET / COST BASIS
05/01/2018	DIVIDEND ON 9,044.892 SHS WESTERN ASSET CORE PLUS BOND IS AT .031566 PER SHARE EFFECTIVE 04/30/2018	285.51		
06/01/2018	DIVIDEND ON 9,061.881 SHS WESTERN ASSET CORE PLUS BOND IS AT .033057 PER SHARE EFFECTIVE 05/31/2018	299.56		
06/20/2018	SHORT TERM CAPITAL GAINS DIVIDEND ON 9,080.055 SHS WESTERN ASSET CORE PLUS BOND IS AT .00972 PER SHARE EFFECTIVE 06/19/2018	88.26		
06/20/2018	LONG TERM CAP GAINS DIVIDEND - PRE 5/6/2003 ON 9,080.055 SHS WESTERN ASSET CORE PLUS BOND IS AT .04319 PER SHARE EFFECTIVE 06/19/2018	392.17		
07/02/2018	DIVIDEND ON 9,122.722 SHS WESTERN ASSET CORE PLUS BOND IS AT .032966 PER SHARE EFFECTIVE 06/29/2018	300.74		
	<b>SECURITY TOTAL</b>	<b>3,736.94</b>	<b>3,736.94</b>	
	<b>TOTAL MUTUAL FUND - FIXED INCOME</b>	<b>20,516.47</b>	<b>20,516.47</b>	
	<b>MUTUAL FUND - DOMESTIC EQUITY</b>			
	ALGER FUNDS SMALL CAP FOCUS Z			
12/19/2017	LONG TERM CAP GAINS DIVIDEND - PRE 5/6/2003 ON 4,791.16 SHS ALGER FUNDS SMALL CAP FOCUS Z AT .1444 PER SHARE EFFECTIVE 12/15/2017	691.84		
	<b>SECURITY TOTAL</b>	<b>691.84</b>	<b>691.84</b>	
	ALGER FUNDS SPECTRA Z			
12/19/2017	SHORT TERM CAPITAL GAINS DIVIDEND ON 4,157.466 SHS ALGER FUNDS SPECTRA Z AT .0135 PER SHARE EFFECTIVE 12/15/2017	56.13		

# TRUST EB FORMAT

Statement Period  
Account Number

07/01/2017 through 06/30/2018  
115150007300

## Schedule Of Income

DATE	DESCRIPTION	CASH RECEIVED	INCOME EARNED	MARKET / COST BASIS
12/19/2017	LONG TERM CAP GAINS DIVIDEND - PRE 5/6/2003 ON 4,157.466 SHS ALGER FUNDS SPECTRA Z AT 1.2488 PER SHARE EFFECTIVE 12/15/2017	5,191.84		
	<b>SECURITY TOTAL</b>	<b>5,247.97</b>	<b>5,247.97</b>	
	BRANDES FUNDS INTERNATIONAL SMALL CAP R6			
10/03/2017	DIVIDEND ON 2,879.707 SHS BRANDES FUNDS INTERNATIONAL SMALL CAP R6 AT .024448 PER SHARE EFFECTIVE 09/29/2017	70.40		
12/12/2017	SHORT TERM CAPITAL GAINS DIVIDEND ON 2,879.418 SHS BRANDES FUNDS INTERNATIONAL SMALL CAP R6 AT .06312 PER SHARE EFFECTIVE 12/08/2017	181.75		
12/12/2017	LONG TERM CAP GAINS DIVIDEND - PRE 5/6/2003 ON 2,879.418 SHS BRANDES FUNDS INTERNATIONAL SMALL CAP R6 AT .4122 PER SHARE EFFECTIVE 12/08/2017	1,186.90		
01/03/2018	DIVIDEND ON 2,976.634 SHS BRANDES FUNDS INTERNATIONAL SMALL CAP R6 AT .531712 PER SHARE EFFECTIVE 12/29/2017	1,582.71		
07/03/2018	DIVIDEND ON 3,167.053 SHS BRANDES FUNDS INTERNATIONAL SMALL CAP R6 AT .030236 PER SHARE EFFECTIVE 06/29/2018	95.76		
	<b>SECURITY TOTAL</b>	<b>3,117.52</b>	<b>3,117.52</b>	
	BRANDES FUNDS EMERGING MARKETS VALUE R6			
10/03/2017	DIVIDEND ON 3,619.204 SHS BRANDES FUNDS EMERGING MARKETS VALUE R6 AT .055837 PER SHARE EFFECTIVE 09/29/2017	202.08		
01/03/2018	DIVIDEND ON 3,630.955 SHS BRANDES FUNDS EMERGING MARKETS VALUE R6 AT .050742 PER SHARE EFFECTIVE 12/29/2017	184.24		

# TRUST EB FORMAT

Statement Period  
Account Number

07/01/2017 through 06/30/2018  
115150007300

## Schedule Of Income

DATE	DESCRIPTION	CASH RECEIVED	INCOME EARNED	MARKET / COST BASIS
	<b>SECURITY TOTAL</b>	<b>386.32</b>	<b>386.32</b>	
	COLUMBIA CONTRARIAN CORE			
12/13/2017	DIVIDEND ON 3,237.554 SHS COLUMBIA CONTRARIAN CORE AT .2809 PER SHARE EFFECTIVE 12/11/2017	909.43		
12/13/2017	SHORT TERM CAPITAL GAINS DIVIDEND ON 3,237.554 SHS COLUMBIA CONTRARIAN CORE AT .07461 PER SHARE EFFECTIVE 12/11/2017	241.55		
12/13/2017	LONG TERM CAP GAINS DIVIDEND - PRE 5/6/2003 ON 3,237.554 SHS COLUMBIA CONTRARIAN CORE AT 1.19112 PER SHARE EFFECTIVE 12/11/2017	3,856.32		
	<b>SECURITY TOTAL</b>	<b>5,007.30</b>	<b>5,007.30</b>	
	OAKMARK SELECT FUND-INSTITUTIONAL			
12/18/2017	DIVIDEND ON 2,159.291 SHS OAKMARK SELECT FUND-INSTITUTIONAL AT .218 PER SHARE EFFECTIVE 12/14/2017	470.73		
12/18/2017	LONG TERM CAP GAINS DIVIDEND - PRE 5/6/2003 ON 2,159.291 SHS OAKMARK SELECT FUND-INSTITUTIONAL AT 1.8699 PER SHARE EFFECTIVE 12/14/2017	4,037.66		
	<b>SECURITY TOTAL</b>	<b>4,508.39</b>	<b>4,508.39</b>	
	HARTFORD FUNDS MIDCAP CLASS Y			
12/19/2017	SHORT TERM CAPITAL GAINS DIVIDEND ON 2,021.419 SHS HARTFORD FUNDS MIDCAP CLASS Y AT .19008 PER SHARE EFFECTIVE 12/15/2017	384.23		
12/19/2017	LONG TERM CAP GAINS DIVIDEND - PRE 5/6/2003 ON 2,021.419 SHS HARTFORD FUNDS MIDCAP CLASS Y AT 1.223385 PER SHARE EFFECTIVE 12/15/2017	2,472.97		

# TRUST EB FORMAT

Statement Period  
Account Number

07/01/2017 through 06/30/2018  
115150007300

## Schedule Of Income

DATE	DESCRIPTION	CASH RECEIVED	INCOME EARNED	MARKET / COST BASIS
	<b>SECURITY TOTAL</b>	<b>2,857.20</b>	<b>2,857.20</b>	
	THORNBURG INVESTMENT INCOME BUILDER R6			
07/13/2017	DIVIDEND ON 3,008.501 SHS THORNBURG INVESTMENT INCOME BUILDER R6 AT .052215 PER SHARE EFFECTIVE 07/11/2017	157.09		
09/26/2017	DIVIDEND ON 3,911.674 SHS THORNBURG INVESTMENT INCOME BUILDER R6 AT .186721 PER SHARE EFFECTIVE 09/22/2017	730.39		
12/29/2017	DIVIDEND ON 3,935.415 SHS THORNBURG INVESTMENT INCOME BUILDER R6 AT .318045 PER SHARE EFFECTIVE 12/27/2017	1,251.64		
03/27/2018	DIVIDEND ON 3,932.552 SHS THORNBURG INVESTMENT INCOME BUILDER R6 AT .199672 PER SHARE EFFECTIVE 03/23/2018	785.22		
06/26/2018	DIVIDEND ON 3,959.629 SHS THORNBURG INVESTMENT INCOME BUILDER R6 AT .219091 PER SHARE EFFECTIVE 06/22/2018	867.52		
	<b>SECURITY TOTAL</b>	<b>3,791.86</b>	<b>3,791.86</b>	
	UNDISCOVERED MANAGERS BEHAVIORAL VALUE R6			
12/18/2017	SHORT TERM CAPITAL GAINS DIVIDEND ON 976.375 SHS UNDISCOVERED MANAGERS BEHAVIORAL VALUE R6 AT 1.04958 PER SHARE EFFECTIVE 12/13/2017	1,024.78		
12/18/2017	LONG TERM CAP GAINS DIVIDEND - PRE 5/6/2003 ON 976.375 SHS UNDISCOVERED MANAGERS BEHAVIORAL VALUE R6 AT 1.45032 PER SHARE EFFECTIVE 12/13/2017	1,416.06		
12/22/2017	DIVIDEND ON 1,011.344 SHS UNDISCOVERED MANAGERS BEHAVIORAL VALUE R6 AT .82784 PER SHARE EFFECTIVE 12/20/2017	837.23		

# TRUST EB FORMAT

Statement Period  
Account Number

07/01/2017 through 06/30/2018  
115150007300

## Schedule Of Income

DATE	DESCRIPTION	CASH RECEIVED	INCOME EARNED	MARKET / COST BASIS
	<b>SECURITY TOTAL</b>	<b>3,278.07</b>	<b>3,278.07</b>	
	<b>TOTAL MUTUAL FUND - DOMESTIC EQUITY</b>	<b>28,886.47</b>	<b>28,886.47</b>	
	<b>MUTUAL FUND - INTERNATIONAL EQUITY</b>			
	BRANDES FUNDS INTERNATIONAL EQUITY - R6			
10/03/2017	DIVIDEND ON 2,922.785 SHS BRANDES FUNDS INTERNATIONAL EQUITY - R6 AT .073157 PER SHARE EFFECTIVE 09/29/2017	213.82		
	<b>SECURITY TOTAL</b>	<b>213.82</b>	<b>213.82</b>	
	HARTFORD INTERNATIONAL VALUE - Y			
12/19/2017	SHORT TERM CAPITAL GAINS DIVIDEND ON 3,891.906 SHS HARTFORD INTERNATIONAL VALUE - Y AT .322499 PER SHARE EFFECTIVE 12/15/2017	1,255.14		
12/19/2017	LONG TERM CAP GAINS DIVIDEND - PRE 5/6/2003 ON 3,891.906 SHS HARTFORD INTERNATIONAL VALUE - Y AT .286348 PER SHARE EFFECTIVE 12/15/2017	1,114.44		
12/29/2017	DIVIDEND ON 4,024.582 SHS HARTFORD INTERNATIONAL VALUE - Y AT .619875 PER SHARE EFFECTIVE 12/27/2017	2,494.74		
	<b>SECURITY TOTAL</b>	<b>4,864.32</b>	<b>4,864.32</b>	
	CLEARBRIDGE INTERNATIONAL CM CAP - IS			
12/21/2017	DIVIDEND ON 2,399.697 SHS CLEARBRIDGE INTERNATIONAL CM CAP - IS AT .643732 PER SHARE EFFECTIVE 12/20/2017	1,544.76		
	<b>SECURITY TOTAL</b>	<b>1,544.76</b>	<b>1,544.76</b>	

# TRUST EB FORMAT

Statement Period  
Account Number

07/01/2017 through 06/30/2018  
115150007300

## Schedule Of Income

DATE	DESCRIPTION	CASH RECEIVED	INCOME EARNED	MARKET / COST BASIS
	AMERICAN FUNDS NEW PERSPECTIVE F2			
12/26/2017	DIVIDEND ON 1,213.357 SHS AMERICAN FUNDS NEW PERSPECTIVE F2 AT .2821 PER SHARE EFFECTIVE 12/21/2017	342.29		
12/26/2017	LONG TERM CAP GAINS DIVIDEND - PRE 5/6/2003 ON 1,213.357 SHS AMERICAN FUNDS NEW PERSPECTIVE F2 AT 2.1792 PER SHARE EFFECTIVE 12/21/2017	2,644.15		
	<b>SECURITY TOTAL</b>	<b>2,986.44</b>	<b>2,986.44</b>	
	AMERICAN FUNDS NEW WORLD F2			
12/26/2017	DIVIDEND ON 546.404 SHS AMERICAN FUNDS NEW WORLD F2 AT .8088 PER SHARE EFFECTIVE 12/21/2017	441.93		
12/26/2017	LONG TERM CAP GAINS DIVIDEND - PRE 5/6/2003 ON 546.404 SHS AMERICAN FUNDS NEW WORLD F2 AT .6381 PER SHARE EFFECTIVE 12/21/2017	348.66		
	<b>SECURITY TOTAL</b>	<b>790.59</b>	<b>790.59</b>	
	<b>TOTAL MUTUAL FUND - INTERNATIONAL EQUITY</b>	<b>10,399.93</b>	<b>10,399.93</b>	
	<b>MUTUAL FUND - REAL ESTATE</b>			
	COHEN AND STEERS REAL ESTATE SECURITIES - Z			
10/03/2017	DIVIDEND ON 5,304.316 SHS COHEN AND STEERS REAL ESTATE SECURITIES - Z AT 0.10 PER SHARE EFFECTIVE 09/29/2017	530.43		
12/08/2017	DIVIDEND ON 5,329.573 SHS COHEN AND STEERS REAL ESTATE SECURITIES - Z AT .099 PER SHARE EFFECTIVE 12/06/2017	527.63		
04/03/2018	DIVIDEND ON 3,457.364 SHS COHEN AND STEERS REAL ESTATE SECURITIES - Z AT 0.10 PER SHARE EFFECTIVE 03/29/2018	345.74		

# TRUST EB FORMAT

Statement Period  
Account Number

07/01/2017 through 06/30/2018  
115150007300

## Schedule Of Income

DATE	DESCRIPTION	CASH RECEIVED	INCOME EARNED	MARKET / COST BASIS
07/03/2018	DIVIDEND ON 3,472.059 SHS COHEN AND STEERS REAL ESTATE SECURITIES - Z AT .128 PER SHARE EFFECTIVE 06/29/2018	444.42		
	<b>SECURITY TOTAL</b>	<b>1,848.22</b>	<b>1,848.22</b>	
	PRUDENTIAL FUNDS GLOBAL REAL ESTATE CL Q			
07/17/2017	DIVIDEND ON 2,096.843 SHS PRUDENTIAL FUNDS GLOBAL REAL ESTATE CL Q AT .17699 PER SHARE EFFECTIVE 07/14/2017	371.12		
10/23/2017	DIVIDEND ON 2,734.1 SHS PRUDENTIAL FUNDS GLOBAL REAL ESTATE CL Q AT .10291 PER SHARE EFFECTIVE 10/20/2017	281.37		
12/20/2017	DIVIDEND ON 2,740.804 SHS PRUDENTIAL FUNDS GLOBAL REAL ESTATE CL Q AT .48004 PER SHARE EFFECTIVE 12/19/2017	1,315.70		
12/20/2017	LONG TERM CAP GAINS DIVIDEND - PRE 5/6/2003 ON 2,740.804 SHS PRUDENTIAL FUNDS GLOBAL REAL ESTATE CL Q AT .42241 PER SHARE EFFECTIVE 12/19/2017	1,157.74		
04/16/2018	DIVIDEND ON 1,817.439 SHS PRUDENTIAL FUNDS GLOBAL REAL ESTATE CL Q AT .12641 PER SHARE EFFECTIVE 04/13/2018	229.74		
	<b>SECURITY TOTAL</b>	<b>3,355.67</b>	<b>3,355.67</b>	
	<b>TOTAL MUTUAL FUND - REAL ESTATE</b>	<b>5,203.89</b>	<b>5,203.89</b>	
	<b>TOTAL DIVIDENDS</b>	<b>65,006.76</b>	<b>65,006.76</b>	
	<b>TOTAL INCOME</b>	<b>65,006.76</b>	<b>65,006.76</b>	



## TRUST EB FORMAT

Statement Period  
Account Number

07/01/2017 through 06/30/2018  
115150007300

### Schedule Of Other Additions

DATE	DESCRIPTION	CASH
09/14/2017	RECEIVED FROM ANTELOPE VALLEY CCD	387,113.00
<b>TOTAL OTHER ADDITIONS</b>		<b>387,113.00</b>

Statement Period  
Account Number

07/01/2017 through 06/30/2018  
115150007300

**Schedule Of Fees And Other Expenses**

DATE	DESCRIPTION	CASH
	<b>ADMINISTRATIVE FEES AND EXPENSES</b>	
07/17/2017	MONTHLY FEE TO BENEFIT TRUST COMPANY JUNE 2017	273.44
07/17/2017	MONTHLY FEE TO KEENAN AND ASSOCIATES JUNE 2017	690.64
07/17/2017	MONTHLY FEE TO MORGAN STANLEY JUNE 2017	184.58
08/09/2017	MONTHLY FEE TO BENEFIT TRUST COMPANY JULY 2017	276.85
08/09/2017	MONTHLY FEE TO KEENAN AND ASSOCIATES JULY 2017	700.18
08/09/2017	MONTHLY FEE TO MORGAN STANLEY JULY 2017	187.56
09/15/2017	MONTHLY FEE TO BENEFIT TRUST COMPANY AUGUST 2017	277.30
09/15/2017	MONTHLY FEE TO KEENAN AND ASSOCIATES AUGUST 2017	701.45
09/15/2017	MONTHLY FEE TO MORGAN STANLEY AUGUST 2017	187.95
10/18/2017	MONTHLY FEE TO BENEFIT TRUST COMPANY SEPTEMBER 2017	344.80
10/18/2017	MONTHLY FEE TO MORGAN STANLEY SEPTEMBER 2017	247.01
10/18/2017	MONTHLY FEE TO KEENAN AND ASSOCIATES SEPTEMBER 2017	890.43
11/09/2017	MONTHLY FEE TO BENEFIT TRUST COMPANY OCTOBER 2017	346.89
11/09/2017	MONTHLY FEE TO KEENAN AND ASSOCIATES OCTOBER 2017	896.28
11/09/2017	MONTHLY FEE TO MORGAN STANLEY OCTOBER 2017	248.84
12/13/2017	MONTHLY FEE TO BENEFIT TRUST COMPANY NOVEMBER 2017	350.04

Statement Period  
Account Number

07/01/2017 through 06/30/2018  
115150007300

**Schedule Of Fees And Other Expenses**

DATE	DESCRIPTION	CASH
12/13/2017	MONTHLY FEE TO KEENAN AND ASSOCIATES NOVEMBER 2017	905.10
12/13/2017	MONTHLY FEE TO MORGAN STANLEY NOVEMBER 2017	251.60
01/12/2018	MONTHLY FEE TO BENEFIT TRUST COMPANY DECEMBER 2017	352.74
01/12/2018	MONTHLY FEE TO KEENAN AND ASSOCIATES DECEMBER 2017	912.66
01/12/2018	MONTHLY FEE TO MORGAN STANLEY DECEMBER 2017	253.96
02/14/2018	MONTHLY FEE TO BENEFIT TRUST COMPANY JANUARY 2018	360.95
02/14/2018	MONTHLY FEE TO KEENAN AND ASSOCIATES JANUARY 2018	935.66
02/14/2018	MONTHLY FEE TO MORGAN STANLEY JANUARY 2018	261.14
03/14/2018	MONTHLY FEE TO BENEFIT TRUST COMPANY FEBRUARY 2018	351.84
03/14/2018	MONTHLY FEE TO KEENAN AND ASSOCIATES FEBRUARY 2018	910.16
03/14/2018	MONTHLY FEE TO MORGAN STANLEY FEBRUARY 2018	253.17
04/10/2018	MONTHLY FEE TO BENEFIT TRUST COMPANY MARCH 2018	350.68
04/10/2018	MONTHLY FEE TO KEENAN AND ASSOCIATES MARCH 2018	906.89
04/10/2018	MONTHLY FEE TO MORGAN STANLEY MARCH 2018	252.15
05/11/2018	MONTHLY FEE TO BENEFIT TRUST COMPANY APRIL 2018	351.39
05/11/2018	MONTHLY FEE TO KEENAN AND ASSOCIATES APRIL 2018	908.89
05/11/2018	MONTHLY FEE TO MORGAN STANLEY APRIL 2018	252.78

## TRUST EB FORMAT

Statement Period  
Account Number

07/01/2017 through 06/30/2018  
115150007300

### Schedule Of Fees And Other Expenses

---

DATE	DESCRIPTION	CASH
06/11/2018	MONTHLY FEE TO BENEFIT TRUST COMPANY MAY 2018	353.89
06/11/2018	MONTHLY FEE TO KEENAN AND ASSOCIATES MAY 2018	915.88
06/11/2018	MONTHLY FEE TO MORGAN STANLEY MAY 2018	254.96
<b>TOTAL ADMINISTRATIVE FEES AND EXPENSES</b>		<b>17,100.73</b>
<b>TOTAL FEES AND OTHER EXPENSES</b>		<b>17,100.73</b>

Statement Period  
Account Number

07/01/2017 through 06/30/2018  
115150007300

## Schedule Of Miscellaneous Transactions

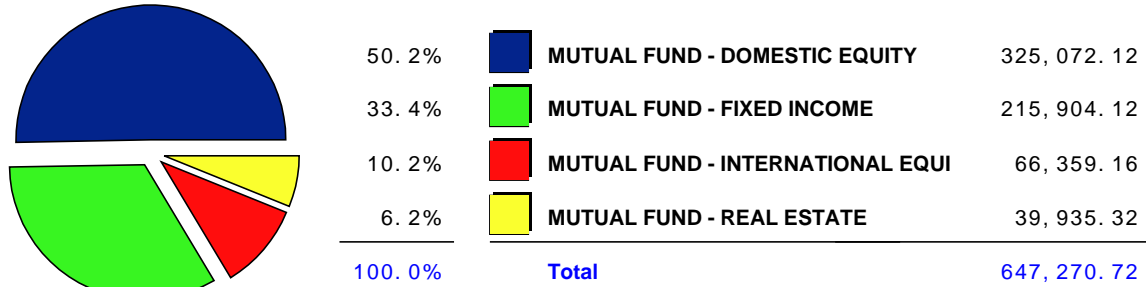
---

DATE	DESCRIPTION
07/12/2017	EXCHANGE 2,998.439 SHS THORNBURG INVESTMENT INCOME BUILDER I AT THE RATE OF 100.335575% FOR 3,008.501 SHS THORNBURG INVESTMENT INCOME BUILDER R6 EFFECTIVE 07/11/2017 TRANSFER TO R SHARES

Statement Period  
Account Number

07/01/2017 through 06/30/2018  
115150007300

**Schedule Of Purchases**  
**Purchase Allocation**



**Purchase Schedule**

TRADE DATE	SETTLMT DATE	DESCRIPTION	UNITS	AVG COST
<b>MUTUAL FUND - FIXED INCOME</b>				
BLACKROCK TOTAL RETURN - K				
07/31/2017	08/01/2017	PURCHASED 18.766 SHS BLACKROCK TOTAL RETURN - K ON 07/31/2017 AT 11.76 FOR REINVESTMENT	18.766	220.69
08/31/2017	09/01/2017	PURCHASED 18.238 SHS BLACKROCK TOTAL RETURN - K ON 08/31/2017 AT 11.84 FOR REINVESTMENT	18.238	215.94
09/14/2017	09/15/2017	PURCHASED 1,961.85 SHS BLACKROCK TOTAL RETURN - K ON 09/14/2017 AT 11.80	1,961.85	23,149.83
09/29/2017	10/02/2017	PURCHASED 21.15 SHS BLACKROCK TOTAL RETURN - K ON 09/29/2017 AT 11.77 FOR REINVESTMENT	21.15	248.93
10/31/2017	11/01/2017	PURCHASED 23.955 SHS BLACKROCK TOTAL RETURN - K ON 10/31/2017 AT 11.73 FOR REINVESTMENT	23.955	280.99

## TRUST EB FORMAT

Statement Period  
Account Number

07/01/2017 through 06/30/2018  
115150007300

### Schedule Of Purchases

TRADE DATE	SETTLMT DATE	DESCRIPTION	UNITS	AVG COST
11/30/2017	12/01/2017	PURCHASED 24.876 SHS BLACKROCK TOTAL RETURN - K ON 11/30/2017 AT 11.68 FOR REINVESTMENT	24.876	290.55
12/29/2017	01/02/2018	PURCHASED 24.187 SHS BLACKROCK TOTAL RETURN - K ON 12/29/2017 AT 11.70 FOR REINVESTMENT	24.187	282.99
01/10/2018	01/11/2018	PURCHASED 693.934 SHS BLACKROCK TOTAL RETURN - K ON 01/10/2018 AT 11.65	693.934	8,084.33
01/31/2018	02/01/2018	PURCHASED 24.979 SHS BLACKROCK TOTAL RETURN - K ON 01/31/2018 AT 11.59 FOR REINVESTMENT	24.979	289.51
02/28/2018	03/01/2018	PURCHASED 24.596 SHS BLACKROCK TOTAL RETURN - K ON 02/28/2018 AT 11.44 FOR REINVESTMENT	24.596	281.38
03/29/2018	04/02/2018	PURCHASED 27.588 SHS BLACKROCK TOTAL RETURN - K ON 03/29/2018 AT 11.44 FOR REINVESTMENT	27.588	315.61
04/30/2018	05/01/2018	PURCHASED 25.476 SHS BLACKROCK TOTAL RETURN - K ON 04/30/2018 AT 11.34 FOR REINVESTMENT	25.476	288.90
05/31/2018	06/01/2018	PURCHASED 25.745 SHS BLACKROCK TOTAL RETURN - K ON 05/31/2018 AT 11.38 FOR REINVESTMENT	25.745	292.98
06/29/2018	07/02/2018	PURCHASED 24.437 SHS BLACKROCK TOTAL RETURN - K ON 06/29/2018 AT 11.32 FOR REINVESTMENT	24.437	276.63
<b>TOTAL</b>			<b>2,939.777</b>	<b>34,519.26</b>
GUGGENHEIM INVESTMENTS MACRO OPPORTUNITIES INST.				
07/31/2017	08/01/2017	PURCHASED 7.338 SHS GUGGENHEIM INVESTMENTS MACRO OPPORTUNITIES INST. ON 07/31/2017 AT 26.68 FOR REINVESTMENT	7.338	195.79
08/31/2017	09/05/2017	PURCHASED 9.183 SHS GUGGENHEIM INVESTMENTS MACRO OPPORTUNITIES INST. ON 08/31/2017 AT 26.68 FOR REINVESTMENT	9.183	244.99

## TRUST EB FORMAT

Statement Period  
Account Number

07/01/2017 through 06/30/2018  
115150007300

### Schedule Of Purchases

TRADE DATE	SETTLMT DATE	DESCRIPTION	UNITS	AVG COST
09/14/2017	09/15/2017	PURCHASED 867.035 SHS GUGGENHEIM INVESTMENTS MACRO OPPORTUNITIES INST. ON 09/14/2017 AT 26.70	867.035	23,149.83
09/29/2017	10/03/2017	PURCHASED 8.474 SHS GUGGENHEIM INVESTMENTS MACRO OPPORTUNITIES INST. ON 09/29/2017 AT 26.71 FOR REINVESTMENT	8.474	226.33
10/31/2017	11/01/2017	PURCHASED 11.028 SHS GUGGENHEIM INVESTMENTS MACRO OPPORTUNITIES INST. ON 10/31/2017 AT 26.74 FOR REINVESTMENT	11.028	294.90
11/30/2017	12/01/2017	PURCHASED 9.695 SHS GUGGENHEIM INVESTMENTS MACRO OPPORTUNITIES INST. ON 11/30/2017 AT 26.74 FOR REINVESTMENT	9.695	259.24
12/29/2017	01/02/2018	PURCHASED 8.728 SHS GUGGENHEIM INVESTMENTS MACRO OPPORTUNITIES INST. ON 12/29/2017 AT 26.80 FOR REINVESTMENT	8.728	233.91
01/10/2018	01/11/2018	PURCHASED 259.882 SHS GUGGENHEIM INVESTMENTS MACRO OPPORTUNITIES INST. ON 01/10/2018 AT 26.85	259.882	6,977.82
01/31/2018	02/01/2018	PURCHASED 8.938 SHS GUGGENHEIM INVESTMENTS MACRO OPPORTUNITIES INST. ON 01/31/2018 AT 26.93 FOR REINVESTMENT	8.938	240.69
02/28/2018	03/01/2018	PURCHASED 8.54 SHS GUGGENHEIM INVESTMENTS MACRO OPPORTUNITIES INST. ON 02/28/2018 AT 26.80 FOR REINVESTMENT	8.54	228.86
03/29/2018	04/02/2018	PURCHASED 9.307 SHS GUGGENHEIM INVESTMENTS MACRO OPPORTUNITIES INST. ON 03/29/2018 AT 26.72 FOR REINVESTMENT	9.307	248.69
04/30/2018	05/01/2018	PURCHASED 11.516 SHS GUGGENHEIM INVESTMENTS MACRO OPPORTUNITIES INST. ON 04/30/2018 AT 26.65 FOR REINVESTMENT	11.516	306.89



## TRUST EB FORMAT

Statement Period  
Account Number

07/01/2017 through 06/30/2018  
115150007300

### Schedule Of Purchases

TRADE DATE	SETTLMT DATE	DESCRIPTION	UNITS	AVG COST
05/31/2018	06/01/2018	PURCHASED 10.944 SHS GUGGENHEIM INVESTMENTS MACRO OPPORTUNITIES INST. ON 05/31/2018 AT 26.58 FOR REINVESTMENT	10.944	290.90
06/29/2018	07/02/2018	PURCHASED 12.336 SHS GUGGENHEIM INVESTMENTS MACRO OPPORTUNITIES INST. ON 06/29/2018 AT 26.55 FOR REINVESTMENT	12.336	327.53
<b>TOTAL</b>			1,242.944	33,226.37
GUGGENHEIM INVESTMENTS INVESTMENT GRADE BOND FUND				
07/31/2017	08/01/2017	PURCHASED 13.693 SHS GUGGENHEIM INVESTMENTS INVESTMENT GRADE BOND FUND ON 07/31/2017 AT 18.47 FOR REINVESTMENT	13.693	252.91
08/31/2017	09/05/2017	PURCHASED 13.106 SHS GUGGENHEIM INVESTMENTS INVESTMENT GRADE BOND FUND ON 08/31/2017 AT 18.60 FOR REINVESTMENT	13.106	243.77
09/14/2017	09/15/2017	PURCHASED 1,246.625 SHS GUGGENHEIM INVESTMENTS INVESTMENT GRADE BOND FUND ON 09/14/2017 AT 18.57	1,246.625	23,149.83
09/29/2017	10/03/2017	PURCHASED 11.376 SHS GUGGENHEIM INVESTMENTS INVESTMENT GRADE BOND FUND ON 09/29/2017 AT 18.52 FOR REINVESTMENT	11.376	210.68
10/31/2017	11/01/2017	PURCHASED 15.143 SHS GUGGENHEIM INVESTMENTS INVESTMENT GRADE BOND FUND ON 10/31/2017 AT 18.54 FOR REINVESTMENT	15.143	280.75
11/30/2017	12/01/2017	PURCHASED 15.173 SHS GUGGENHEIM INVESTMENTS INVESTMENT GRADE BOND FUND ON 11/30/2017 AT 18.55 FOR REINVESTMENT	15.173	281.46
12/29/2017	01/02/2018	PURCHASED 12.058 SHS GUGGENHEIM INVESTMENTS INVESTMENT GRADE BOND FUND ON 12/29/2017 AT 18.62 FOR REINVESTMENT	12.058	224.52

## TRUST EB FORMAT

Statement Period  
Account Number

07/01/2017 through 06/30/2018  
115150007300

### Schedule Of Purchases

TRADE DATE	SETTLMT DATE	DESCRIPTION	UNITS	AVG COST
01/10/2018	01/11/2018	PURCHASED 370.089 SHS GUGGENHEIM INVESTMENTS INVESTMENT GRADE BOND FUND ON 01/10/2018 AT 18.54	370.089	6,861.45
01/31/2018	02/01/2018	PURCHASED 13.22 SHS GUGGENHEIM INVESTMENTS INVESTMENT GRADE BOND FUND ON 01/31/2018 AT 18.53 FOR REINVESTMENT	13.22	244.97
02/28/2018	03/01/2018	PURCHASED 12.325 SHS GUGGENHEIM INVESTMENTS INVESTMENT GRADE BOND FUND ON 02/28/2018 AT 18.38 FOR REINVESTMENT	12.325	226.53
03/29/2018	04/02/2018	PURCHASED 11.944 SHS GUGGENHEIM INVESTMENTS INVESTMENT GRADE BOND FUND ON 03/29/2018 AT 18.46 FOR REINVESTMENT	11.944	220.49
04/30/2018	05/01/2018	PURCHASED 14.42 SHS GUGGENHEIM INVESTMENTS INVESTMENT GRADE BOND FUND ON 04/30/2018 AT 18.36 FOR REINVESTMENT	14.42	264.76
05/31/2018	06/01/2018	PURCHASED 13.344 SHS GUGGENHEIM INVESTMENTS INVESTMENT GRADE BOND FUND ON 05/31/2018 AT 18.44 FOR REINVESTMENT	13.344	246.06
06/29/2018	07/02/2018	PURCHASED 14.223 SHS GUGGENHEIM INVESTMENTS INVESTMENT GRADE BOND FUND ON 06/29/2018 AT 18.43 FOR REINVESTMENT	14.223	262.13
<b>TOTAL</b>			<b>1,776.739</b>	<b>32,970.31</b>
HARTFORD WORLD BOND - Y				
09/14/2017	09/15/2017	PURCHASED 1,104.859 SHS HARTFORD WORLD BOND - Y ON 09/14/2017 AT 10.49	1,104.859	11,589.97
12/27/2017	12/29/2017	PURCHASED .917 SHS HARTFORD WORLD BOND - Y ON 12/27/2017 AT 10.54 FOR REINVESTMENT	.917	9.66
01/10/2018	01/11/2018	PURCHASED 389.626 SHS HARTFORD WORLD BOND - Y ON 01/10/2018 AT 10.58	389.626	4,122.24

## TRUST EB FORMAT

Statement Period  
Account Number

07/01/2017 through 06/30/2018  
115150007300

### Schedule Of Purchases

TRADE DATE	SETTLMT DATE	DESCRIPTION	UNITS	AVG COST
06/28/2018	07/02/2018	PURCHASED .164 SHS HARTFORD WORLD BOND - Y ON 06/28/2018 AT 10.72 FOR REINVESTMENT	.164	1.76
<b>TOTAL</b>			<b>1,495.566</b>	<b>15,723.63</b>
LEGG MASON BW GLOBAL OPPORTUNITIES BOND IS				
09/14/2017	09/15/2017	PURCHASED 1,009.579 SHS LEGG MASON BW GLOBAL OPPORTUNITIES BOND IS ON 09/14/2017 AT 11.48	1,009.579	11,589.97
09/29/2017	10/02/2017	PURCHASED 33.914 SHS LEGG MASON BW GLOBAL OPPORTUNITIES BOND IS ON 09/29/2017 AT 11.26 FOR REINVESTMENT	33.914	381.87
12/21/2017	12/22/2017	PURCHASED 53.197 SHS LEGG MASON BW GLOBAL OPPORTUNITIES BOND IS ON 12/21/2017 AT 10.70 FOR REINVESTMENT	53.197	569.21
12/21/2017	12/22/2017	PURCHASED 52.125 SHS LEGG MASON BW GLOBAL OPPORTUNITIES BOND IS ON 12/21/2017 AT 10.70 FOR REINVESTMENT	52.125	557.74
12/21/2017	12/22/2017	PURCHASED 57.625 SHS LEGG MASON BW GLOBAL OPPORTUNITIES BOND IS ON 12/21/2017 AT 10.70 FOR REINVESTMENT	57.625	616.58
01/10/2018	01/11/2018	PURCHASED 184.779 SHS LEGG MASON BW GLOBAL OPPORTUNITIES BOND IS ON 01/10/2018 AT 10.91	184.779	2,015.94
03/28/2018	03/29/2018	PURCHASED 33.848 SHS LEGG MASON BW GLOBAL OPPORTUNITIES BOND IS ON 03/28/2018 AT 11.14 FOR REINVESTMENT	33.848	377.07
06/28/2018	06/29/2018	PURCHASED 35.988 SHS LEGG MASON BW GLOBAL OPPORTUNITIES BOND IS ON 06/28/2018 AT 10.27 FOR REINVESTMENT	35.988	369.60
06/28/2018	06/29/2018	PURCHASED 2.706 SHS LEGG MASON BW GLOBAL OPPORTUNITIES BOND IS ON 06/28/2018 AT 10.27 FOR REINVESTMENT	2.706	27.79

## TRUST EB FORMAT

Statement Period  
Account Number

07/01/2017 through 06/30/2018  
115150007300

### Schedule Of Purchases

TRADE DATE	SETTLMT DATE	DESCRIPTION	UNITS	AVG COST
06/28/2018	06/29/2018	PURCHASED 1.863 SHS LEGG MASON BW GLOBAL OPPORTUNITIES BOND IS ON 06/28/2018 AT 10.27 FOR REINVESTMENT	1.863	19.13
<b>TOTAL</b>			1,465.624	16,524.90
LEGG MASON BW ALTERNATIVE CREDIT				
09/14/2017	09/15/2017	PURCHASED 1,108.028 SHS LEGG MASON BW ALTERNATIVE CREDIT ON 09/14/2017 AT 10.46	1,108.028	11,589.97
09/29/2017	10/02/2017	PURCHASED 27.763 SHS LEGG MASON BW ALTERNATIVE CREDIT ON 09/29/2017 AT 10.42 FOR REINVESTMENT	27.763	289.29
12/21/2017	12/22/2017	PURCHASED 52.455 SHS LEGG MASON BW ALTERNATIVE CREDIT ON 12/21/2017 AT 10.38 FOR REINVESTMENT	52.455	544.48
01/10/2018	01/11/2018	PURCHASED 261.703 SHS LEGG MASON BW ALTERNATIVE CREDIT ON 01/10/2018 AT 10.45	261.703	2,734.80
03/28/2018	03/29/2018	PURCHASED 50.182 SHS LEGG MASON BW ALTERNATIVE CREDIT ON 03/28/2018 AT 10.34 FOR REINVESTMENT	50.182	518.88
06/28/2018	06/29/2018	PURCHASED 6.718 SHS LEGG MASON BW ALTERNATIVE CREDIT ON 06/28/2018 AT 10.36 FOR REINVESTMENT	6.718	69.60
<b>TOTAL</b>			1,506.849	15,747.02
PRUDENTIAL FUNDS TOTAL RETURN BOND CL Q				
07/31/2017	08/01/2017	PURCHASED 11.665 SHS PRUDENTIAL FUNDS TOTAL RETURN BOND CL Q ON 07/31/2017 AT 14.52 FOR REINVESTMENT	11.665	169.38

## TRUST EB FORMAT

Statement Period  
Account Number

07/01/2017 through 06/30/2018  
115150007300

### Schedule Of Purchases

TRADE DATE	SETTLMT DATE	DESCRIPTION	UNITS	AVG COST
08/31/2017	09/01/2017	PURCHASED 12.964 SHS PRUDENTIAL FUNDS TOTAL RETURN BOND CL Q ON 08/31/2017 AT 14.64 FOR REINVESTMENT	12.964	189.80
09/14/2017	09/15/2017	PURCHASED 1,586.692 SHS PRUDENTIAL FUNDS TOTAL RETURN BOND CL Q ON 09/14/2017 AT 14.59	1,586.692	23,149.83
09/29/2017	10/02/2017	PURCHASED 16.652 SHS PRUDENTIAL FUNDS TOTAL RETURN BOND CL Q ON 09/29/2017 AT 14.55 FOR REINVESTMENT	16.652	242.28
10/31/2017	11/01/2017	PURCHASED 16.958 SHS PRUDENTIAL FUNDS TOTAL RETURN BOND CL Q ON 10/31/2017 AT 14.55 FOR REINVESTMENT	16.958	246.74
11/30/2017	12/01/2017	PURCHASED 17.711 SHS PRUDENTIAL FUNDS TOTAL RETURN BOND CL Q ON 11/30/2017 AT 14.51 FOR REINVESTMENT	17.711	256.98
12/29/2017	01/02/2018	PURCHASED 17.28 SHS PRUDENTIAL FUNDS TOTAL RETURN BOND CL Q ON 12/29/2017 AT 14.60 FOR REINVESTMENT	17.28	252.29
01/10/2018	01/11/2018	PURCHASED 489.301 SHS PRUDENTIAL FUNDS TOTAL RETURN BOND CL Q ON 01/10/2018 AT 14.49	489.301	7,089.97
01/31/2018	02/01/2018	PURCHASED 18.642 SHS PRUDENTIAL FUNDS TOTAL RETURN BOND CL Q ON 01/31/2018 AT 14.43 FOR REINVESTMENT	18.642	269.00
02/28/2018	03/01/2018	PURCHASED 17.88 SHS PRUDENTIAL FUNDS TOTAL RETURN BOND CL Q ON 02/28/2018 AT 14.20 FOR REINVESTMENT	17.88	253.89
03/29/2018	04/02/2018	PURCHASED 20.611 SHS PRUDENTIAL FUNDS TOTAL RETURN BOND CL Q ON 03/29/2018 AT 14.29 FOR REINVESTMENT	20.611	294.53

## TRUST EB FORMAT

Statement Period  
Account Number

07/01/2017 through 06/30/2018  
115150007300

### Schedule Of Purchases

TRADE DATE	SETTLMT DATE	DESCRIPTION	UNITS	AVG COST
04/30/2018	05/01/2018	PURCHASED 19.655 SHS PRUDENTIAL FUNDS TOTAL RETURN BOND CL Q ON 04/30/2018 AT 14.13 FOR REINVESTMENT	19.655	277.73
05/31/2018	06/01/2018	PURCHASED 20.748 SHS PRUDENTIAL FUNDS TOTAL RETURN BOND CL Q ON 05/31/2018 AT 14.13 FOR REINVESTMENT	20.748	293.17
06/29/2018	07/02/2018	PURCHASED 24.005 SHS PRUDENTIAL FUNDS TOTAL RETURN BOND CL Q ON 06/29/2018 AT 14.09 FOR REINVESTMENT	24.005	338.23
<b>TOTAL</b>			<b>2,290.764</b>	<b>33,323.82</b>
WESTERN ASSET CORE PLUS BOND IS				
07/31/2017	08/01/2017	PURCHASED 14.622 SHS WESTERN ASSET CORE PLUS BOND IS ON 07/31/2017 AT 11.86 FOR REINVESTMENT	14.622	173.42
08/31/2017	09/01/2017	PURCHASED 15.612 SHS WESTERN ASSET CORE PLUS BOND IS ON 08/31/2017 AT 11.96 FOR REINVESTMENT	15.612	186.72
09/14/2017	09/15/2017	PURCHASED 1,935.605 SHS WESTERN ASSET CORE PLUS BOND IS ON 09/14/2017 AT 11.96	1,935.605	23,149.83
09/29/2017	10/02/2017	PURCHASED 17.624 SHS WESTERN ASSET CORE PLUS BOND IS ON 09/29/2017 AT 11.89 FOR REINVESTMENT	17.624	209.55
10/31/2017	11/01/2017	PURCHASED 20.246 SHS WESTERN ASSET CORE PLUS BOND IS ON 10/31/2017 AT 11.84 FOR REINVESTMENT	20.246	239.71
11/30/2017	12/01/2017	PURCHASED 27.996 SHS WESTERN ASSET CORE PLUS BOND IS ON 11/30/2017 AT 11.81 FOR REINVESTMENT	27.996	330.63

Statement Period  
Account Number

07/01/2017 through 06/30/2018  
115150007300

**Schedule Of Purchases**

TRADE DATE	SETTLMT DATE	DESCRIPTION	UNITS	AVG COST
12/21/2017	12/22/2017	PURCHASED 6.626 SHS WESTERN ASSET CORE PLUS BOND IS ON 12/21/2017 AT 11.77 FOR REINVESTMENT	6.626	77.99
12/21/2017	12/22/2017	PURCHASED 4.634 SHS WESTERN ASSET CORE PLUS BOND IS ON 12/21/2017 AT 11.77 FOR REINVESTMENT	4.634	54.54
12/29/2017	01/02/2018	PURCHASED 22.204 SHS WESTERN ASSET CORE PLUS BOND IS ON 12/29/2017 AT 11.83 FOR REINVESTMENT	22.204	262.67
01/10/2018	01/11/2018	PURCHASED 593.711 SHS WESTERN ASSET CORE PLUS BOND IS ON 01/10/2018 AT 11.76	593.711	6,982.04
01/31/2018	02/01/2018	PURCHASED 22.711 SHS WESTERN ASSET CORE PLUS BOND IS ON 01/31/2018 AT 11.72 FOR REINVESTMENT	22.711	266.17
02/28/2018	03/01/2018	PURCHASED 23.092 SHS WESTERN ASSET CORE PLUS BOND IS ON 02/28/2018 AT 11.52 FOR REINVESTMENT	23.092	266.02
03/29/2018	04/02/2018	PURCHASED 26.122 SHS WESTERN ASSET CORE PLUS BOND IS ON 03/29/2018 AT 11.61 FOR REINVESTMENT	26.122	303.28
04/30/2018	05/01/2018	PURCHASED 24.957 SHS WESTERN ASSET CORE PLUS BOND IS ON 04/30/2018 AT 11.44 FOR REINVESTMENT	24.957	285.51
05/31/2018	06/01/2018	PURCHASED 26.254 SHS WESTERN ASSET CORE PLUS BOND IS ON 05/31/2018 AT 11.41 FOR REINVESTMENT	26.254	299.56
06/19/2018	06/20/2018	PURCHASED 7.838 SHS WESTERN ASSET CORE PLUS BOND IS ON 06/19/2018 AT 11.26 FOR REINVESTMENT	7.838	88.26

Statement Period  
Account Number

07/01/2017 through 06/30/2018  
115150007300

**Schedule Of Purchases**

TRADE DATE	SETTLMT DATE	DESCRIPTION	UNITS	AVG COST
06/19/2018	06/20/2018	PURCHASED 34.829 SHS WESTERN ASSET CORE PLUS BOND IS ON 06/19/2018 AT 11.26 FOR REINVESTMENT	34.829	392.17
06/29/2018	07/02/2018	PURCHASED 26.638 SHS WESTERN ASSET CORE PLUS BOND IS ON 06/29/2018 AT 11.29 FOR REINVESTMENT	26.638	300.74
<b>TOTAL</b>			2,851.321	33,868.81
<b>TOTAL MUTUAL FUND - FIXED INCOME</b>			<b>15,569.584</b>	<b>215,904.12</b>
<b>MUTUAL FUND - DOMESTIC EQUITY</b>				
ALGER FUNDS SMALL CAP FOCUS Z				
09/14/2017	09/15/2017	PURCHASED 1,050.799 SHS ALGER FUNDS SMALL CAP FOCUS Z ON 09/14/2017 AT 14.69	1,050.799	15,436.24
12/15/2017	12/19/2017	PURCHASED 44.983 SHS ALGER FUNDS SMALL CAP FOCUS Z ON 12/15/2017 AT 15.38 FOR REINVESTMENT	44.983	691.84
<b>TOTAL</b>			1,095.782	16,128.08
ALGER FUNDS SPECTRA Z				
09/14/2017	09/15/2017	PURCHASED 923.084 SHS ALGER FUNDS SPECTRA Z ON 09/14/2017 AT 20.91	923.084	19,301.69
12/15/2017	12/19/2017	PURCHASED 2.661 SHS ALGER FUNDS SPECTRA Z ON 12/15/2017 AT 21.09 FOR REINVESTMENT	2.661	56.13
12/15/2017	12/19/2017	PURCHASED 246.175 SHS ALGER FUNDS SPECTRA Z ON 12/15/2017 AT 21.09 FOR REINVESTMENT	246.175	5,191.84
<b>TOTAL</b>			1,171.92	24,549.66



Statement Period  
Account Number

07/01/2017 through 06/30/2018  
115150007300

**Schedule Of Purchases**

TRADE DATE	SETTLMT DATE	DESCRIPTION	UNITS	AVG COST
BRANDES FUNDS INTERNATIONAL SMALL CAP R6				
09/14/2017	09/15/2017	PURCHASED 667.869 SHS BRANDES FUNDS INTERNATIONAL SMALL CAP R6 ON 09/14/2017 AT 14.45	667.869	9,650.70
09/29/2017	10/03/2017	PURCHASED 4.903 SHS BRANDES FUNDS INTERNATIONAL SMALL CAP R6 ON 09/29/2017 AT 14.36 FOR REINVESTMENT	4.903	70.40
12/08/2017	12/12/2017	PURCHASED 13.276 SHS BRANDES FUNDS INTERNATIONAL SMALL CAP R6 ON 12/08/2017 AT 13.69 FOR REINVESTMENT	13.276	181.75
12/08/2017	12/12/2017	PURCHASED 86.698 SHS BRANDES FUNDS INTERNATIONAL SMALL CAP R6 ON 12/08/2017 AT 13.69 FOR REINVESTMENT	86.698	1,186.90
12/29/2017	01/03/2018	PURCHASED 116.805 SHS BRANDES FUNDS INTERNATIONAL SMALL CAP R6 ON 12/29/2017 AT 13.55 FOR REINVESTMENT	116.805	1,582.71
01/10/2018	01/11/2018	PURCHASED 90.63 SHS BRANDES FUNDS INTERNATIONAL SMALL CAP R6 ON 01/10/2018 AT 13.88	90.63	1,257.95
06/29/2018	07/03/2018	PURCHASED 7.685 SHS BRANDES FUNDS INTERNATIONAL SMALL CAP R6 ON 06/29/2018 AT 12.46 FOR REINVESTMENT	7.685	95.76
<b>TOTAL</b>			<b>987.866</b>	<b>14,026.17</b>
BRANDES FUNDS EMERGING MARKETS VALUE R6				
09/14/2017	09/15/2017	PURCHASED 801.975 SHS BRANDES FUNDS EMERGING MARKETS VALUE R6 ON 09/14/2017 AT 9.62	801.975	7,715.00
09/29/2017	10/03/2017	PURCHASED 21.205 SHS BRANDES FUNDS EMERGING MARKETS VALUE R6 ON 09/29/2017 AT 9.53 FOR REINVESTMENT	21.205	202.08

## TRUST EB FORMAT

Statement Period  
Account Number

07/01/2017 through 06/30/2018  
115150007300

### Schedule Of Purchases

TRADE DATE	SETTLMT DATE	DESCRIPTION	UNITS	AVG COST
12/29/2017	01/03/2018	PURCHASED 18.916 SHS BRANDES FUNDS EMERGING MARKETS VALUE R6 ON 12/29/2017 AT 9.74 FOR REINVESTMENT	18.916	184.24
<b>TOTAL</b>			842.096	8,101.32
COLUMBIA CONTRARIAN CORE				
09/14/2017	09/15/2017	PURCHASED 738.962 SHS COLUMBIA CONTRARIAN CORE ON 09/14/2017 AT 26.12	738.962	19,301.69
12/11/2017	12/13/2017	PURCHASED 34.884 SHS COLUMBIA CONTRARIAN CORE ON 12/11/2017 AT 26.07 FOR REINVESTMENT	34.884	909.43
12/11/2017	12/13/2017	PURCHASED 9.265 SHS COLUMBIA CONTRARIAN CORE ON 12/11/2017 AT 26.07 FOR REINVESTMENT	9.265	241.55
12/11/2017	12/13/2017	PURCHASED 147.922 SHS COLUMBIA CONTRARIAN CORE ON 12/11/2017 AT 26.07 FOR REINVESTMENT	147.922	3,856.32
<b>TOTAL</b>			931.033	24,308.99
OAKMARK SELECT FUND-INSTITUTIONAL				
09/14/2017	09/15/2017	PURCHASED 497.359 SHS OAKMARK SELECT FUND-INSTITUTIONAL ON 09/14/2017 AT 46.57	497.359	23,162.01
12/14/2017	12/18/2017	PURCHASED 10.056 SHS OAKMARK SELECT FUND-INSTITUTIONAL ON 12/14/2017 AT 46.81 FOR REINVESTMENT	10.056	470.73
12/14/2017	12/18/2017	PURCHASED 86.256 SHS OAKMARK SELECT FUND-INSTITUTIONAL ON 12/14/2017 AT 46.81 FOR REINVESTMENT	86.256	4,037.66
<b>TOTAL</b>			593.671	27,670.40

## TRUST EB FORMAT

Statement Period  
Account Number

07/01/2017 through 06/30/2018  
115150007300

### Schedule Of Purchases

TRADE DATE	SETTLMT DATE	DESCRIPTION	UNITS	AVG COST
OAKMARK INTERNATIONAL INST.				
01/10/2018	01/11/2018	PURCHASED 1,798.658 SHS OAKMARK INTERNATIONAL INST. ON 01/10/2018 AT 29.47	1,798.658	53,006.46
01/12/2018	01/16/2018	PURCHASED .307 SHS OAKMARK INTERNATIONAL INST. ON 01/12/2018 AT 30.13	.307	9.25
<b>TOTAL</b>			1,798.965	53,015.71
HARTFORD FUNDS MIDCAP CLASS Y				
09/14/2017	09/15/2017	PURCHASED 458.049 SHS HARTFORD FUNDS MIDCAP CLASS Y ON 09/14/2017 AT 33.70	458.049	15,436.24
12/15/2017	12/19/2017	PURCHASED 10.811 SHS HARTFORD FUNDS MIDCAP CLASS Y ON 12/15/2017 AT 35.54 FOR REINVESTMENT	10.811	384.23
12/15/2017	12/19/2017	PURCHASED 69.583 SHS HARTFORD FUNDS MIDCAP CLASS Y ON 12/15/2017 AT 35.54 FOR REINVESTMENT	69.583	2,472.97
<b>TOTAL</b>			538.443	18,293.44
JOHN HANCOCK INTERNATIONAL GROWTH R6				
01/10/2018	01/11/2018	PURCHASED 2,169.378 SHS JOHN HANCOCK INTERNATIONAL GROWTH R6 ON 01/10/2018 AT 28.51	2,169.378	61,848.96
<b>TOTAL</b>			2,169.378	61,848.96
PRUDENTIAL JENNISON GLOBAL OPPS Q				
01/10/2018	01/11/2018	PURCHASED 1,562.896 SHS PRUDENTIAL JENNISON GLOBAL OPPS Q ON 01/10/2018 AT 22.60	1,562.896	35,321.44
01/12/2018	01/16/2018	PURCHASED .219 SHS PRUDENTIAL JENNISON GLOBAL OPPS Q ON 01/12/2018 AT 22.88	.219	5.01

Statement Period  
Account Number

07/01/2017 through 06/30/2018  
115150007300

**Schedule Of Purchases**

TRADE DATE	SETTLMT DATE	DESCRIPTION	UNITS	AVG COST
<b>TOTAL</b>			1,563.115	35,326.45
THORNBURG INVESTMENT INCOME BUILDER R6				
07/11/2017	07/13/2017	PURCHASED 7.531 SHS THORNBURG INVESTMENT INCOME BUILDER R6 ON 07/11/2017 AT 20.86 FOR REINVESTMENT	7.531	157.09
09/14/2017	09/15/2017	PURCHASED 901.081 SHS THORNBURG INVESTMENT INCOME BUILDER R6 ON 09/14/2017 AT 21.41	901.081	19,292.14
09/22/2017	09/26/2017	PURCHASED 34.019 SHS THORNBURG INVESTMENT INCOME BUILDER R6 ON 09/22/2017 AT 21.47 FOR REINVESTMENT	34.019	730.39
12/27/2017	12/29/2017	PURCHASED 56.919 SHS THORNBURG INVESTMENT INCOME BUILDER R6 ON 12/27/2017 AT 21.99 FOR REINVESTMENT	56.919	1,251.64
03/23/2018	03/27/2018	PURCHASED 37.606 SHS THORNBURG INVESTMENT INCOME BUILDER R6 ON 03/23/2018 AT 20.88 FOR REINVESTMENT	37.606	785.22
06/22/2018	06/26/2018	PURCHASED 40.369 SHS THORNBURG INVESTMENT INCOME BUILDER R6 ON 06/22/2018 AT 21.49 FOR REINVESTMENT	40.369	867.52
<b>TOTAL</b>			1,077.525	23,084.00
UNDISCOVERED MANAGERS BEHAVIORAL VALUE R6				
09/14/2017	09/15/2017	PURCHASED 231.81 SHS UNDISCOVERED MANAGERS BEHAVIORAL VALUE R6 ON 09/14/2017 AT 66.61	231.81	15,440.87
12/13/2017	12/18/2017	PURCHASED 14.682 SHS UNDISCOVERED MANAGERS BEHAVIORAL VALUE R6 ON 12/13/2017 AT 69.80 FOR REINVESTMENT	14.682	1,024.78

Statement Period  
Account Number

07/01/2017 through 06/30/2018  
115150007300

**Schedule Of Purchases**

TRADE DATE	SETTLMT DATE	DESCRIPTION	UNITS	AVG COST
12/13/2017	12/18/2017	PURCHASED 20.287 SHS UNDISCOVERED MANAGERS BEHAVIORAL VALUE R6 ON 12/13/2017 AT 69.80 FOR REINVESTMENT	20.287	1,416.06
12/20/2017	12/22/2017	PURCHASED 11.983 SHS UNDISCOVERED MANAGERS BEHAVIORAL VALUE R6 ON 12/20/2017 AT 69.87 FOR REINVESTMENT	11.983	837.23
<b>TOTAL</b>			278.762	18,718.94
<b>TOTAL MUTUAL FUND - DOMESTIC EQUITY</b>			<b>13,048.556</b>	<b>325,072.12</b>
<b>MUTUAL FUND - INTERNATIONAL EQUITY</b>				
BRANDES FUNDS INTERNATIONAL EQUITY - R6				
09/14/2017	09/15/2017	PURCHASED 664.588 SHS BRANDES FUNDS INTERNATIONAL EQUITY - R6 ON 09/14/2017 AT 17.42	664.588	11,577.13
09/29/2017	10/03/2017	PURCHASED 12.177 SHS BRANDES FUNDS INTERNATIONAL EQUITY - R6 ON 09/29/2017 AT 17.56 FOR REINVESTMENT	12.177	213.82
<b>TOTAL</b>			676.765	11,790.95
HARTFORD INTERNATIONAL VALUE - Y				
09/14/2017	09/15/2017	PURCHASED 862.047 SHS HARTFORD INTERNATIONAL VALUE - Y ON 09/14/2017 AT 17.91	862.047	15,439.27
12/15/2017	12/19/2017	PURCHASED 70.277 SHS HARTFORD INTERNATIONAL VALUE - Y ON 12/15/2017 AT 17.86 FOR REINVESTMENT	70.277	1,255.14
12/15/2017	12/19/2017	PURCHASED 62.399 SHS HARTFORD INTERNATIONAL VALUE - Y ON 12/15/2017 AT 17.86 FOR REINVESTMENT	62.399	1,114.44
12/27/2017	12/29/2017	PURCHASED 141.747 SHS HARTFORD INTERNATIONAL VALUE - Y ON 12/27/2017 AT 17.60 FOR REINVESTMENT	141.747	2,494.74

Statement Period  
Account Number

07/01/2017 through 06/30/2018  
115150007300

**Schedule Of Purchases**

TRADE DATE	SETTLMT DATE	DESCRIPTION	UNITS	AVG COST
<b>TOTAL</b>			1,136.47	20,303.59
CLEARBRIDGE INTERNATIONAL CM CAP - IS				
09/14/2017	09/15/2017	PURCHASED 525.351 SHS CLEARBRIDGE INTERNATIONAL CM CAP - IS ON 09/14/2017 AT 18.37	525.351	9,650.70
12/20/2017	12/21/2017	PURCHASED 82.431 SHS CLEARBRIDGE INTERNATIONAL CM CAP - IS ON 12/20/2017 AT 18.74 FOR REINVESTMENT	82.431	1,544.76
<b>TOTAL</b>			607.782	11,195.46
AMERICAN FUNDS NEW PERSPECTIVE F2				
09/14/2017	09/15/2017	PURCHASED 266.754 SHS AMERICAN FUNDS NEW PERSPECTIVE F2 ON 09/14/2017 AT 43.40	266.754	11,577.13
12/21/2017	12/26/2017	PURCHASED 7.975 SHS AMERICAN FUNDS NEW PERSPECTIVE F2 ON 12/21/2017 AT 42.92 FOR REINVESTMENT	7.975	342.29
12/21/2017	12/26/2017	PURCHASED 61.606 SHS AMERICAN FUNDS NEW PERSPECTIVE F2 ON 12/21/2017 AT 42.92 FOR REINVESTMENT	61.606	2,644.15
<b>TOTAL</b>			336.335	14,563.57
AMERICAN FUNDS NEW WORLD F2				
09/14/2017	09/15/2017	PURCHASED 119.409 SHS AMERICAN FUNDS NEW WORLD F2 ON 09/14/2017 AT 64.61	119.409	7,715.00
12/21/2017	12/26/2017	PURCHASED 6.676 SHS AMERICAN FUNDS NEW WORLD F2 ON 12/21/2017 AT 66.20 FOR REINVESTMENT	6.676	441.93
12/21/2017	12/26/2017	PURCHASED 5.267 SHS AMERICAN FUNDS NEW WORLD F2 ON 12/21/2017 AT 66.20 FOR REINVESTMENT	5.267	348.66
<b>TOTAL</b>			131.352	8,505.59

Statement Period  
Account Number

07/01/2017 through 06/30/2018  
115150007300

**Schedule Of Purchases**

TRADE DATE	SETTLMT DATE	DESCRIPTION	UNITS	AVG COST
<b>TOTAL MUTUAL FUND - INTERNATIONAL EQUITY</b>			<b>2,888.704</b>	<b>66,359.16</b>
<b>MUTUAL FUND - REAL ESTATE</b>				
COHEN AND STEERS REAL ESTATE SECURITIES - Z				
09/14/2017	09/15/2017	PURCHASED 1,236.181 SHS COHEN AND STEERS REAL ESTATE SECURITIES - Z ON 09/14/2017 AT 15.61	1,236.181	19,296.78
09/29/2017	10/03/2017	PURCHASED 34.76 SHS COHEN AND STEERS REAL ESTATE SECURITIES - Z ON 09/29/2017 AT 15.26 FOR REINVESTMENT	34.76	530.43
12/06/2017	12/08/2017	PURCHASED 34.306 SHS COHEN AND STEERS REAL ESTATE SECURITIES - Z ON 12/06/2017 AT 15.38 FOR REINVESTMENT	34.306	527.63
03/29/2018	04/03/2018	PURCHASED 23.877 SHS COHEN AND STEERS REAL ESTATE SECURITIES - Z ON 03/29/2018 AT 14.48 FOR REINVESTMENT	23.877	345.74
06/29/2018	07/03/2018	PURCHASED 28.617 SHS COHEN AND STEERS REAL ESTATE SECURITIES - Z ON 06/29/2018 AT 15.53 FOR REINVESTMENT	28.617	444.42
<b>TOTAL</b>			<b>1,357.741</b>	<b>21,145.00</b>
PRUDENTIAL FUNDS GLOBAL REAL ESTATE CL Q				
07/14/2017	07/17/2017	PURCHASED 15.587 SHS PRUDENTIAL FUNDS GLOBAL REAL ESTATE CL Q ON 07/14/2017 AT 23.81 FOR REINVESTMENT	15.587	371.12
09/14/2017	09/15/2017	PURCHASED 627.935 SHS PRUDENTIAL FUNDS GLOBAL REAL ESTATE CL Q ON 09/14/2017 AT 24.58	627.935	15,434.65
10/20/2017	10/23/2017	PURCHASED 11.536 SHS PRUDENTIAL FUNDS GLOBAL REAL ESTATE CL Q ON 10/20/2017 AT 24.39 FOR REINVESTMENT	11.536	281.37

## TRUST EB FORMAT

Statement Period  
Account Number

07/01/2017 through 06/30/2018  
115150007300

### Schedule Of Purchases

TRADE DATE	SETTLMT DATE	DESCRIPTION	UNITS	AVG COST
12/19/2017	12/20/2017	PURCHASED 54.616 SHS PRUDENTIAL FUNDS GLOBAL REAL ESTATE CL Q ON 12/19/2017 AT 24.09 FOR REINVESTMENT	54.616	1,315.70
12/19/2017	12/20/2017	PURCHASED 48.059 SHS PRUDENTIAL FUNDS GLOBAL REAL ESTATE CL Q ON 12/19/2017 AT 24.09 FOR REINVESTMENT	48.059	1,157.74
04/13/2018	04/16/2018	PURCHASED 9.954 SHS PRUDENTIAL FUNDS GLOBAL REAL ESTATE CL Q ON 04/13/2018 AT 23.08 FOR REINVESTMENT	9.954	229.74
<b>TOTAL</b>			<b>767.687</b>	<b>18,790.32</b>
<b>TOTAL MUTUAL FUND - REAL ESTATE</b>			<b>2,125.428</b>	<b>39,935.32</b>
<b>TOTAL PURCHASES</b>				<b>647,270.72</b>

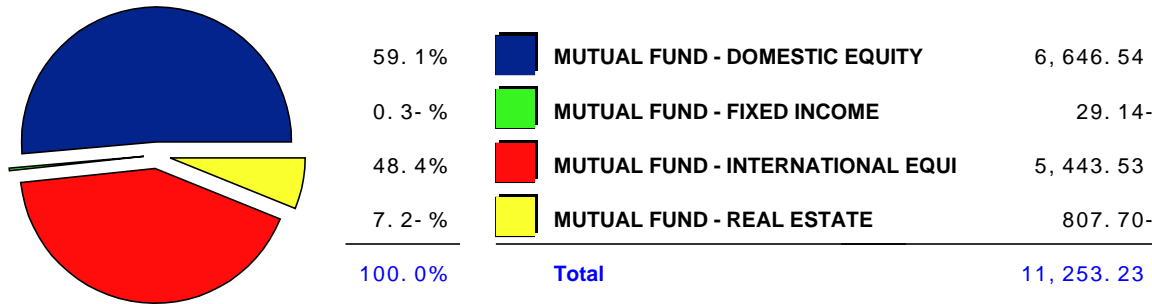


Statement Period  
Account Number

07/01/2017 through 06/30/2018  
115150007300

## Schedule Of Sales

### Realized Gains & Losses Allocation



### Realized Gains & Losses Schedule

TRADE DATE	SETTLMT DATE	DESCRIPTION	PROCEEDS	MKT / COST BASIS	MKT / COST GAIN / LOSS
<b>MUTUAL FUND - FIXED INCOME</b>					
BLACKROCK TOTAL RETURN - K					
07/14/2017	07/17/2017	SOLD 5.864 SHS BLACKROCK TOTAL RETURN - K ON 07/14/2017 AT 11.75	68.90	68.84 69.27	0.06 0.37-
08/08/2017	08/09/2017	SOLD 5.935 SHS BLACKROCK TOTAL RETURN - K ON 08/08/2017 AT 11.77	69.85	69.68 70.11	0.17 0.26-
10/17/2017	10/18/2017	SOLD 7.554 SHS BLACKROCK TOTAL RETURN - K ON 10/17/2017 AT 11.77	88.91	88.79 89.21	0.12 0.30-
11/08/2017	11/09/2017	SOLD 7.623 SHS BLACKROCK TOTAL RETURN - K ON 11/08/2017 AT 11.74	89.49	89.60 90.02	0.11- 0.53-

# TRUST EB FORMAT

Statement Period  
Account Number

07/01/2017 through 06/30/2018  
115150007300

## Schedule Of Sales

TRADE DATE	SETTLMT DATE	DESCRIPTION	PROCEEDS	MKT / COST BASIS	MKT / COST GAIN / LOSS
12/12/2017	12/13/2017	SOLD 7.738 SHS BLACKROCK TOTAL RETURN - K ON 12/12/2017 AT 11.68	90.38	90.95 91.38	0.57- 1.00-
01/11/2018	01/12/2018	SOLD 7.809 SHS BLACKROCK TOTAL RETURN - K ON 01/11/2018 AT 11.67	91.13	91.72 92.12	0.59- 0.99-
02/13/2018	02/14/2018	SOLD 8.154 SHS BLACKROCK TOTAL RETURN - K ON 02/13/2018 AT 11.46	93.44	95.77 96.19	2.33- 2.75-
03/13/2018	03/14/2018	SOLD 7.958 SHS BLACKROCK TOTAL RETURN - K ON 03/13/2018 AT 11.42	90.88	93.47 93.87	2.59- 2.99-
04/09/2018	04/10/2018	SOLD 7.93 SHS BLACKROCK TOTAL RETURN - K ON 04/09/2018 AT 11.42	90.56	93.13 93.53	2.57- 2.97-
05/10/2018	05/11/2018	SOLD 8.032 SHS BLACKROCK TOTAL RETURN - K ON 05/10/2018 AT 11.30	90.76	94.32 94.72	3.56- 3.96-
06/08/2018	06/11/2018	SOLD 8.094 SHS BLACKROCK TOTAL RETURN - K ON 06/08/2018 AT 11.30	91.46	95.04 95.44	3.58- 3.98-
<b>TOTAL 82.691 SHS</b>			<b>955.76</b>	<b>971.31 975.86</b>	<b>15.55- 20.10-</b>
GUGGENHEIM INVESTMENTS MACRO OPPORTUNITIES INST.					
07/14/2017	07/17/2017	SOLD 2.586 SHS GUGGENHEIM INVESTMENTS MACRO OPPORTUNITIES INST. ON 07/14/2017 AT 26.64	68.90	68.89 68.08	0.01 0.82
08/08/2017	08/09/2017	SOLD 2.618 SHS GUGGENHEIM INVESTMENTS MACRO OPPORTUNITIES INST. ON 08/08/2017 AT 26.68	69.85	69.74 68.92	0.11 0.93
10/17/2017	10/18/2017	SOLD 3.326 SHS GUGGENHEIM INVESTMENTS MACRO OPPORTUNITIES INST. ON 10/17/2017 AT 26.73	88.91	88.65 87.86	0.26 1.05

# TRUST EB FORMAT

Statement Period  
Account Number

07/01/2017 through 06/30/2018  
115150007300

## Schedule Of Sales

TRADE DATE	SETTLMT DATE	DESCRIPTION	PROCEEDS	MKT / COST BASIS	MKT / COST GAIN / LOSS
11/08/2017	11/09/2017	SOLD 3.348 SHS GUGGENHEIM INVESTMENTS MACRO OPPORTUNITIES INST. ON 11/08/2017 AT 26.73	89.49	89.24 88.44	0.25 1.05
12/12/2017	12/13/2017	SOLD 3.376 SHS GUGGENHEIM INVESTMENTS MACRO OPPORTUNITIES INST. ON 12/12/2017 AT 26.77	90.38	89.99 89.19	0.39 1.19
01/11/2018	01/12/2018	SOLD 3.392 SHS GUGGENHEIM INVESTMENTS MACRO OPPORTUNITIES INST. ON 01/11/2018 AT 26.87	91.13	90.46 89.71	0.67 1.42
02/13/2018	02/14/2018	SOLD 3.488 SHS GUGGENHEIM INVESTMENTS MACRO OPPORTUNITIES INST. ON 02/13/2018 AT 26.79	93.44	93.02 92.25	0.42 1.19
03/13/2018	03/14/2018	SOLD 3.392 SHS GUGGENHEIM INVESTMENTS MACRO OPPORTUNITIES INST. ON 03/13/2018 AT 26.79	90.88	90.46 89.72	0.42 1.16
04/09/2018	04/10/2018	SOLD 3.396 SHS GUGGENHEIM INVESTMENTS MACRO OPPORTUNITIES INST. ON 04/09/2018 AT 26.67	90.56	90.57 89.82	0.01- 0.74
05/10/2018	05/11/2018	SOLD 3.408 SHS GUGGENHEIM INVESTMENTS MACRO OPPORTUNITIES INST. ON 05/10/2018 AT 26.63	90.76	90.89 90.14	0.13- 0.62
06/08/2018	06/11/2018	SOLD 3.44 SHS GUGGENHEIM INVESTMENTS MACRO OPPORTUNITIES INST. ON 06/08/2018 AT 26.59	91.46	91.74 90.99	0.28- 0.47
<b>TOTAL 35.77 SHS</b>			955.76	953.65 945.12	2.11 10.64
GUGGENHEIM INVESTMENTS INVESTMENT GRADE BOND FUND					
07/14/2017	07/17/2017	SOLD 3.738 SHS GUGGENHEIM INVESTMENTS INVESTMENT GRADE BOND FUND ON 07/14/2017 AT 18.43	68.90	69.04 68.24	0.14- 0.66
08/08/2017	08/09/2017	SOLD 3.778 SHS GUGGENHEIM INVESTMENTS INVESTMENT GRADE BOND FUND ON 08/08/2017 AT 18.49	69.85	69.78 68.97	0.07 0.88

# TRUST EB FORMAT

Statement Period  
Account Number

07/01/2017 through 06/30/2018  
115150007300

## Schedule Of Sales

TRADE DATE	SETTLMT DATE	DESCRIPTION	PROCEEDS	MKT / COST BASIS	MKT / COST GAIN / LOSS
10/17/2017	10/18/2017	SOLD 4.783 SHS GUGGENHEIM INVESTMENTS INVESTMENT GRADE BOND FUND ON 10/17/2017 AT 18.59	88.91	88.46 87.68	0.45 1.23
11/08/2017	11/09/2017	SOLD 4.814 SHS GUGGENHEIM INVESTMENTS INVESTMENT GRADE BOND FUND ON 11/08/2017 AT 18.59	89.49	89.03 88.25	0.46 1.24
12/12/2017	12/13/2017	SOLD 4.862 SHS GUGGENHEIM INVESTMENTS INVESTMENT GRADE BOND FUND ON 12/12/2017 AT 18.59	90.38	89.92 89.13	0.46 1.25
01/11/2018	01/12/2018	SOLD 4.91 SHS GUGGENHEIM INVESTMENTS INVESTMENT GRADE BOND FUND ON 01/11/2018 AT 18.56	91.13	90.82 90.08	0.31 1.05
02/13/2018	02/14/2018	SOLD 5.084 SHS GUGGENHEIM INVESTMENTS INVESTMENT GRADE BOND FUND ON 02/13/2018 AT 18.38	93.44	94.04 93.28	0.60- 0.16
03/13/2018	03/14/2018	SOLD 4.945 SHS GUGGENHEIM INVESTMENTS INVESTMENT GRADE BOND FUND ON 03/13/2018 AT 18.38	90.88	91.47 90.73	0.59- 0.15
04/09/2018	04/10/2018	SOLD 4.916 SHS GUGGENHEIM INVESTMENTS INVESTMENT GRADE BOND FUND ON 04/09/2018 AT 18.42	90.56	90.93 90.20	0.37- 0.36
05/10/2018	05/11/2018	SOLD 4.946 SHS GUGGENHEIM INVESTMENTS INVESTMENT GRADE BOND FUND ON 05/10/2018 AT 18.35	90.76	91.49 90.75	0.73- 0.01
06/08/2018	06/11/2018	SOLD 4.979 SHS GUGGENHEIM INVESTMENTS INVESTMENT GRADE BOND FUND ON 06/08/2018 AT 18.37	91.46	92.09 91.35	0.63- 0.11
<b>TOTAL 51.755 SHS</b>			955.76	957.07 948.66	1.31- 7.10
HARTFORD WORLD BOND - Y					
07/14/2017	07/17/2017	SOLD 3.3 SHS HARTFORD WORLD BOND - Y ON 07/14/2017 AT 10.45	34.49	34.42 34.12	0.07 0.37
08/08/2017	08/09/2017	SOLD 3.34 SHS HARTFORD WORLD BOND - Y ON 08/08/2017 AT 10.47	34.97	34.84 34.54	0.13 0.43

## TRUST EB FORMAT

Statement Period  
Account Number

07/01/2017 through 06/30/2018  
115150007300

### Schedule Of Sales

TRADE DATE	SETTLMT DATE	DESCRIPTION	PROCEEDS	MKT / COST BASIS	MKT / COST GAIN / LOSS
10/17/2017	10/18/2017	SOLD 4.231 SHS HARTFORD WORLD BOND - Y ON 10/17/2017 AT 10.52	44.51	44.19 43.90	0.32 0.61
11/08/2017	11/09/2017	SOLD 4.251 SHS HARTFORD WORLD BOND - Y ON 11/08/2017 AT 10.54	44.81	44.40 44.11	0.41 0.70
12/12/2017	12/13/2017	SOLD 4.289 SHS HARTFORD WORLD BOND - Y ON 12/12/2017 AT 10.55	45.25	44.80 44.50	0.45 0.75
01/11/2018	01/12/2018	SOLD 4.317 SHS HARTFORD WORLD BOND - Y ON 01/11/2018 AT 10.57	45.63	45.13 44.86	0.50 0.77
02/13/2018	02/14/2018	SOLD 4.413 SHS HARTFORD WORLD BOND - Y ON 02/13/2018 AT 10.60	46.78	46.14 45.86	0.64 0.92
03/13/2018	03/14/2018	SOLD 4.292 SHS HARTFORD WORLD BOND - Y ON 03/13/2018 AT 10.60	45.50	44.87 44.60	0.63 0.90
04/09/2018	04/10/2018	SOLD 4.269 SHS HARTFORD WORLD BOND - Y ON 04/09/2018 AT 10.62	45.34	44.63 44.36	0.71 0.98
05/10/2018	05/11/2018	SOLD 4.271 SHS HARTFORD WORLD BOND - Y ON 05/10/2018 AT 10.64	45.44	44.65 44.38	0.79 1.06
06/08/2018	06/11/2018	SOLD 4.291 SHS HARTFORD WORLD BOND - Y ON 06/08/2018 AT 10.67	45.79	44.86 44.59	0.93 1.20
<b>TOTAL 45.264 SHS</b>			<b>478.51</b>	<b>472.93 469.82</b>	<b>5.58 8.69</b>
LEGG MASON BW GLOBAL OPPORTUNITIES BOND IS					
07/14/2017	07/17/2017	SOLD 3.093 SHS LEGG MASON BW GLOBAL OPPORTUNITIES BOND IS ON 07/14/2017 AT 11.15	34.49	34.02 31.94	0.47 2.55
08/08/2017	08/09/2017	SOLD 3.106 SHS LEGG MASON BW GLOBAL OPPORTUNITIES BOND IS ON 08/08/2017 AT 11.26	34.97	34.17 32.08	0.80 2.89
10/17/2017	10/18/2017	SOLD 3.985 SHS LEGG MASON BW GLOBAL OPPORTUNITIES BOND IS ON 10/17/2017 AT 11.17	44.51	44.27 42.21	0.24 2.30

# TRUST EB FORMAT

Statement Period  
Account Number

07/01/2017 through 06/30/2018  
115150007300

## Schedule Of Sales

TRADE DATE	SETTLMT DATE	DESCRIPTION	PROCEEDS	MKT / COST BASIS	MKT / COST GAIN / LOSS
11/08/2017	11/09/2017	SOLD 4.074 SHS LEGG MASON BW GLOBAL OPPORTUNITIES BOND IS ON 11/08/2017 AT 11.00	44.81	45.26 43.15	0.45- 1.66
12/12/2017	12/13/2017	SOLD 4.095 SHS LEGG MASON BW GLOBAL OPPORTUNITIES BOND IS ON 12/12/2017 AT 11.05	45.25	45.49 43.37	0.24- 1.88
01/11/2018	01/12/2018	SOLD 13.175 SHS LEGG MASON BW GLOBAL OPPORTUNITIES BOND IS ON 01/11/2018 AT 10.96	144.40	146.08 139.75	1.68- 4.65
02/13/2018	02/14/2018	SOLD 4.218 SHS LEGG MASON BW GLOBAL OPPORTUNITIES BOND IS ON 02/13/2018 AT 11.09	46.78	46.77 44.74	0.01 2.04
03/13/2018	03/14/2018	SOLD 4.073 SHS LEGG MASON BW GLOBAL OPPORTUNITIES BOND IS ON 03/13/2018 AT 11.17	45.50	45.16 43.20	0.34 2.30
04/09/2018	04/10/2018	SOLD 4.07 SHS LEGG MASON BW GLOBAL OPPORTUNITIES BOND IS ON 04/09/2018 AT 11.14	45.34	45.13 43.19	0.21 2.15
05/10/2018	05/11/2018	SOLD 4.211 SHS LEGG MASON BW GLOBAL OPPORTUNITIES BOND IS ON 05/10/2018 AT 10.79	45.44	46.69 44.68	1.25- 0.76
06/08/2018	06/11/2018	SOLD 4.353 SHS LEGG MASON BW GLOBAL OPPORTUNITIES BOND IS ON 06/08/2018 AT 10.52	45.79	48.27 46.19	2.48- 0.40-
<b>TOTAL 52.453 SHS</b>			<b>577.28</b>	<b>581.31 554.50</b>	<b>4.03- 22.78</b>
LEGG MASON BW ALTERNATIVE CREDIT					
07/14/2017	07/17/2017	SOLD 3.316 SHS LEGG MASON BW ALTERNATIVE CREDIT ON 07/14/2017 AT 10.40	34.49	34.12 33.54	0.37 0.95
08/08/2017	08/09/2017	SOLD 3.33 SHS LEGG MASON BW ALTERNATIVE CREDIT ON 08/08/2017 AT 10.50	34.97	34.27 33.68	0.70 1.29

## TRUST EB FORMAT

Statement Period  
Account Number

07/01/2017 through 06/30/2018  
115150007300

### Schedule Of Sales

TRADE DATE	SETTLMT DATE	DESCRIPTION	PROCEEDS	MKT / COST BASIS	MKT / COST GAIN / LOSS
10/17/2017	10/18/2017	SOLD 4.263 SHS LEGG MASON BW ALTERNATIVE CREDIT ON 10/17/2017 AT 10.44	44.51	44.04 43.47	0.47 1.04
11/08/2017	11/09/2017	SOLD 4.3 SHS LEGG MASON BW ALTERNATIVE CREDIT ON 11/08/2017 AT 10.42	44.81	44.42 43.85	0.39 0.96
12/12/2017	12/13/2017	SOLD 4.326 SHS LEGG MASON BW ALTERNATIVE CREDIT ON 12/12/2017 AT 10.46	45.25	44.69 44.11	0.56 1.14
01/11/2018	01/12/2018	SOLD 4.362 SHS LEGG MASON BW ALTERNATIVE CREDIT ON 01/11/2018 AT 10.46	45.63	45.09 44.54	0.54 1.09
02/13/2018	02/14/2018	SOLD 4.502 SHS LEGG MASON BW ALTERNATIVE CREDIT ON 02/13/2018 AT 10.39	46.78	46.54 45.97	0.24 0.81
03/13/2018	03/14/2018	SOLD 4.346 SHS LEGG MASON BW ALTERNATIVE CREDIT ON 03/13/2018 AT 10.47	45.50	44.92 44.38	0.58 1.12
04/09/2018	04/10/2018	SOLD 4.351 SHS LEGG MASON BW ALTERNATIVE CREDIT ON 04/09/2018 AT 10.42	45.34	44.98 44.44	0.36 0.90
05/10/2018	05/11/2018	SOLD 4.369 SHS LEGG MASON BW ALTERNATIVE CREDIT ON 05/10/2018 AT 10.40	45.44	45.16 44.62	0.28 0.82
06/08/2018	06/11/2018	SOLD 4.416 SHS LEGG MASON BW ALTERNATIVE CREDIT ON 06/08/2018 AT 10.37	45.79	45.65 45.10	0.14 0.69
<b>TOTAL 45.881 SHS</b>			<b>478.51</b>	<b>473.88 467.70</b>	<b>4.63 10.81</b>
PRUDENTIAL FUNDS TOTAL RETURN BOND CL Q					
07/14/2017	07/17/2017	SOLD 4.765 SHS PRUDENTIAL FUNDS TOTAL RETURN BOND CL Q ON 07/14/2017 AT 14.46	68.90	68.90 68.21	0.69

## TRUST EB FORMAT

Statement Period  
Account Number

07/01/2017 through 06/30/2018  
115150007300

### Schedule Of Sales

TRADE DATE	SETTLMT DATE	DESCRIPTION	PROCEEDS	MKT / COST BASIS	MKT / COST GAIN / LOSS
08/08/2017	08/09/2017	SOLD 4.807 SHS PRUDENTIAL FUNDS TOTAL RETURN BOND CL Q ON 08/08/2017 AT 14.53	69.85	69.51 68.82	0.34 1.03
10/17/2017	10/18/2017	SOLD 6.09 SHS PRUDENTIAL FUNDS TOTAL RETURN BOND CL Q ON 10/17/2017 AT 14.60	88.91	88.25 87.58	0.66 1.33
11/08/2017	11/09/2017	SOLD 6.138 SHS PRUDENTIAL FUNDS TOTAL RETURN BOND CL Q ON 11/08/2017 AT 14.58	89.49	88.95 88.27	0.54 1.22
12/12/2017	12/13/2017	SOLD 6.212 SHS PRUDENTIAL FUNDS TOTAL RETURN BOND CL Q ON 12/12/2017 AT 14.55	90.38	90.02 89.34	0.36 1.04
01/11/2018	01/12/2018	SOLD 6.272 SHS PRUDENTIAL FUNDS TOTAL RETURN BOND CL Q ON 01/11/2018 AT 14.53	91.13	90.89 90.25	0.24 0.88
02/13/2018	02/14/2018	SOLD 6.571 SHS PRUDENTIAL FUNDS TOTAL RETURN BOND CL Q ON 02/13/2018 AT 14.22	93.44	95.22 94.56	1.78- 1.12-
03/13/2018	03/14/2018	SOLD 6.391 SHS PRUDENTIAL FUNDS TOTAL RETURN BOND CL Q ON 03/13/2018 AT 14.22	90.88	92.61 91.96	1.73- 1.08-
04/09/2018	04/10/2018	SOLD 6.351 SHS PRUDENTIAL FUNDS TOTAL RETURN BOND CL Q ON 04/09/2018 AT 14.26	90.56	92.03 91.39	1.47- 0.83-
05/10/2018	05/11/2018	SOLD 6.451 SHS PRUDENTIAL FUNDS TOTAL RETURN BOND CL Q ON 05/10/2018 AT 14.07	90.76	93.47 92.82	2.71- 2.06-
06/08/2018	06/11/2018	SOLD 6.514 SHS PRUDENTIAL FUNDS TOTAL RETURN BOND CL Q ON 06/08/2018 AT 14.04	91.46	94.38 93.72	2.92- 2.26-
<b>TOTAL 66.562 SHS</b>			<b>955.76</b>	<b>964.23 956.92</b>	<b>8.47- 1.16-</b>



# TRUST EB FORMAT

Statement Period  
Account Number

07/01/2017 through 06/30/2018  
115150007300

## Schedule Of Sales

TRADE DATE	SETTLMT DATE	DESCRIPTION	PROCEEDS	MKT / COST BASIS	MKT / COST GAIN / LOSS
WESTERN ASSET CORE PLUS BOND IS					
07/14/2017	07/17/2017	SOLD 5.834 SHS WESTERN ASSET CORE PLUS BOND IS ON 07/14/2017 AT 11.81	68.90	68.72 68.54	0.18 0.36
08/08/2017	08/09/2017	SOLD 5.885 SHS WESTERN ASSET CORE PLUS BOND IS ON 08/08/2017 AT 11.87	69.85	69.33 69.15	0.52 0.70
10/17/2017	10/18/2017	SOLD 7.465 SHS WESTERN ASSET CORE PLUS BOND IS ON 10/17/2017 AT 11.91	88.91	88.25 88.08	0.66 0.83
11/08/2017	11/09/2017	SOLD 7.533 SHS WESTERN ASSET CORE PLUS BOND IS ON 11/08/2017 AT 11.88	89.49	89.06 88.88	0.43 0.61
12/12/2017	12/13/2017	SOLD 7.646 SHS WESTERN ASSET CORE PLUS BOND IS ON 12/12/2017 AT 11.82	90.38	90.39 90.22	0.01- 0.16
01/11/2018	01/12/2018	SOLD 7.729 SHS WESTERN ASSET CORE PLUS BOND IS ON 01/11/2018 AT 11.79	91.13	91.34 91.18	0.21- 0.05-
02/13/2018	02/14/2018	SOLD 8.09 SHS WESTERN ASSET CORE PLUS BOND IS ON 02/13/2018 AT 11.55	93.44	95.61 95.43	2.17- 1.99-
03/13/2018	03/14/2018	SOLD 7.882 SHS WESTERN ASSET CORE PLUS BOND IS ON 03/13/2018 AT 11.53	90.88	93.14 92.97	2.26- 2.09-
04/09/2018	04/10/2018	SOLD 7.82 SHS WESTERN ASSET CORE PLUS BOND IS ON 04/09/2018 AT 11.58	90.56	92.41 92.24	1.85- 1.68-
05/10/2018	05/11/2018	SOLD 7.968 SHS WESTERN ASSET CORE PLUS BOND IS ON 05/10/2018 AT 11.39	90.76	94.15 93.98	3.39- 3.22-
06/08/2018	06/11/2018	SOLD 8.08 SHS WESTERN ASSET CORE PLUS BOND IS ON 06/08/2018 AT 11.32	91.46	95.46 95.29	4.00- 3.83-
<b>TOTAL 81.932 SHS</b>			<b>955.76</b>	<b>967.86 965.96</b>	<b>12.10- 10.20-</b>

# TRUST EB FORMAT

Statement Period  
Account Number

07/01/2017 through 06/30/2018  
115150007300

## Schedule Of Sales

TRADE DATE	SETTLMT DATE	DESCRIPTION	PROCEEDS	MKT / COST BASIS	MKT / COST GAIN / LOSS
<b>TOTAL MUTUAL FUND - FIXED INCOME</b>			<b>6,313.10</b>	<b>6,342.24</b> <b>6,284.54</b>	<b>29.14 -</b> <b>28.56</b>
<b>MUTUAL FUND - DOMESTIC EQUITY</b>					
ALGER FUNDS SMALL CAP FOCUS Z					
07/14/2017	07/17/2017	SOLD 3.168 SHS ALGER FUNDS SMALL CAP FOCUS Z ON 07/14/2017 AT 14.50	45.94	45.52 36.19	0.42 9.75
08/08/2017	08/09/2017	SOLD 3.248 SHS ALGER FUNDS SMALL CAP FOCUS Z ON 08/08/2017 AT 14.34	46.58	46.67 37.10	0.09 - 9.48
10/17/2017	10/18/2017	SOLD 3.877 SHS ALGER FUNDS SMALL CAP FOCUS Z ON 10/17/2017 AT 15.29	59.28	55.98 47.06	3.30 12.22
11/08/2017	11/09/2017	SOLD 3.877 SHS ALGER FUNDS SMALL CAP FOCUS Z ON 11/08/2017 AT 15.39	59.67	55.98 47.06	3.69 12.61
12/12/2017	12/13/2017	SOLD 3.928 SHS ALGER FUNDS SMALL CAP FOCUS Z ON 12/12/2017 AT 15.34	60.26	56.72 47.68	3.54 12.58
01/10/2018	01/11/2018	SOLD 464.267 SHS ALGER FUNDS SMALL CAP FOCUS Z ON 01/10/2018 AT 16.02	7,437.55	6,708.08 5,649.18	729.47 1,788.37
01/11/2018	01/12/2018	SOLD 3.744 SHS ALGER FUNDS SMALL CAP FOCUS Z ON 01/11/2018 AT 16.23	60.77	54.10 45.56	6.67 15.21
02/13/2018	02/14/2018	SOLD 4.006 SHS ALGER FUNDS SMALL CAP FOCUS Z ON 02/13/2018 AT 15.55	62.30	57.88 48.74	4.42 13.56
03/13/2018	03/14/2018	SOLD 3.534 SHS ALGER FUNDS SMALL CAP FOCUS Z ON 03/13/2018 AT 17.15	60.60	51.06 43.00	9.54 17.60
04/09/2018	04/10/2018	SOLD 3.633 SHS ALGER FUNDS SMALL CAP FOCUS Z ON 04/09/2018 AT 16.62	60.38	52.49 44.21	7.89 16.17

# TRUST EB FORMAT

Statement Period  
Account Number

07/01/2017 through 06/30/2018  
115150007300

## Schedule Of Sales

TRADE DATE	SETTLMT DATE	DESCRIPTION	PROCEEDS	MKT / COST BASIS	MKT / COST GAIN / LOSS
05/10/2018	05/11/2018	SOLD 3.296 SHS ALGER FUNDS SMALL CAP FOCUS Z ON 05/10/2018 AT 18.36	60.52	47.62 40.11	12.90 20.41
06/08/2018	06/11/2018	SOLD 3.095 SHS ALGER FUNDS SMALL CAP FOCUS Z ON 06/08/2018 AT 19.70	60.98	44.72 37.66	16.26 23.32
<b>TOTAL 503.673 SHS</b>			<b>8,074.83</b>	<b>7,276.82 6,123.55</b>	<b>798.01 1,951.28</b>
ALGER FUNDS SPECTRA Z					
07/14/2017	07/17/2017	SOLD 2.816 SHS ALGER FUNDS SPECTRA Z ON 07/14/2017 AT 20.40	57.45	55.73 50.90	1.72 6.55
08/08/2017	08/09/2017	SOLD 2.83 SHS ALGER FUNDS SPECTRA Z ON 08/08/2017 AT 20.58	58.24	56.01 51.16	2.23 7.08
10/17/2017	10/18/2017	SOLD 3.471 SHS ALGER FUNDS SPECTRA Z ON 10/17/2017 AT 21.36	74.13	69.55 64.92	4.58 9.21
11/08/2017	11/09/2017	SOLD 3.369 SHS ALGER FUNDS SPECTRA Z ON 11/08/2017 AT 22.15	74.62	67.51 63.01	7.11 11.61
12/12/2017	12/13/2017	SOLD 3.399 SHS ALGER FUNDS SPECTRA Z ON 12/12/2017 AT 22.17	75.35	68.11 63.58	7.24 11.77
01/10/2018	01/11/2018	SOLD 383.988 SHS ALGER FUNDS SPECTRA Z ON 01/10/2018 AT 21.93	8,420.85	7,717.19 7,233.96	703.66 1,186.89
01/11/2018	01/12/2018	SOLD 3.442 SHS ALGER FUNDS SPECTRA Z ON 01/11/2018 AT 22.07	75.97	69.18 64.84	6.79 11.13
02/13/2018	02/14/2018	SOLD 3.614 SHS ALGER FUNDS SPECTRA Z ON 02/13/2018 AT 21.55	77.89	72.63 68.08	5.26 9.81
03/13/2018	03/14/2018	SOLD 3.3 SHS ALGER FUNDS SPECTRA Z ON 03/13/2018 AT 22.96	75.76	66.32 62.17	9.44 13.59
04/09/2018	04/10/2018	SOLD 3.531 SHS ALGER FUNDS SPECTRA Z ON 04/09/2018 AT 21.38	75.49	70.96 66.52	4.53 8.97
05/10/2018	05/11/2018	SOLD 3.288 SHS ALGER FUNDS SPECTRA Z ON 05/10/2018 AT 23.01	75.65	66.08 61.94	9.57 13.71

# TRUST EB FORMAT

Statement Period  
Account Number

07/01/2017 through 06/30/2018  
115150007300

## Schedule Of Sales

TRADE DATE	SETTLMT DATE	DESCRIPTION	PROCEEDS	MKT / COST BASIS	MKT / COST GAIN / LOSS
06/08/2018	06/11/2018	SOLD 3.211 SHS ALGER FUNDS SPECTRA Z ON 06/08/2018 AT 23.74	76.24	64.53 60.49	11.71 15.75
<b>TOTAL 420.259 SHS</b>			9,217.64	8,443.80 7,911.57	773.84 1,306.07
BRANDES FUNDS INTERNATIONAL SMALL CAP R6					
07/14/2017	07/17/2017	SOLD 2.013 SHS BRANDES FUNDS INTERNATIONAL SMALL CAP R6 ON 07/14/2017 AT 14.27	28.72	28.58 26.83	0.14 1.89
08/08/2017	08/09/2017	SOLD 2.026 SHS BRANDES FUNDS INTERNATIONAL SMALL CAP R6 ON 08/08/2017 AT 14.37	29.12	28.77 27.00	0.35 2.12
10/17/2017	10/18/2017	SOLD 2.577 SHS BRANDES FUNDS INTERNATIONAL SMALL CAP R6 ON 10/17/2017 AT 14.38	37.06	36.74 35.02	0.32 2.04
11/08/2017	11/09/2017	SOLD 2.615 SHS BRANDES FUNDS INTERNATIONAL SMALL CAP R6 ON 11/08/2017 AT 14.27	37.31	37.29 35.53	0.02 1.78
12/12/2017	12/13/2017	SOLD 2.758 SHS BRANDES FUNDS INTERNATIONAL SMALL CAP R6 ON 12/12/2017 AT 13.66	37.68	39.27 37.49	1.59- 0.19
01/11/2018	01/12/2018	SOLD 2.725 SHS BRANDES FUNDS INTERNATIONAL SMALL CAP R6 ON 01/11/2018 AT 13.94	37.98	38.70 37.06	0.72- 0.92
02/13/2018	02/14/2018	SOLD 2.923 SHS BRANDES FUNDS INTERNATIONAL SMALL CAP R6 ON 02/13/2018 AT 13.32	38.94	41.52 39.75	2.58- 0.81-
03/13/2018	03/14/2018	SOLD 2.797 SHS BRANDES FUNDS INTERNATIONAL SMALL CAP R6 ON 03/13/2018 AT 13.54	37.87	39.73 38.03	1.86- 0.16-
04/09/2018	04/10/2018	SOLD 2.831 SHS BRANDES FUNDS INTERNATIONAL SMALL CAP R6 ON 04/09/2018 AT 13.33	37.74	40.21 38.50	2.47- 0.76-

# TRUST EB FORMAT

Statement Period  
Account Number

07/01/2017 through 06/30/2018  
115150007300

## Schedule Of Sales

TRADE DATE	SETTLMT DATE	DESCRIPTION	PROCEEDS	MKT / COST BASIS	MKT / COST GAIN / LOSS
05/10/2018	05/11/2018	SOLD 2.831 SHS BRANDES FUNDS INTERNATIONAL SMALL CAP R6 ON 05/10/2018 AT 13.36	37.82	40.21 38.50	2.39- 0.68-
06/08/2018	06/11/2018	SOLD 2.909 SHS BRANDES FUNDS INTERNATIONAL SMALL CAP R6 ON 06/08/2018 AT 13.10	38.11	41.32 39.56	3.21- 1.45-
<b>TOTAL 29.005 SHS</b>			<b>398.35</b>	<b>412.34 393.27</b>	<b>13.99- 5.08</b>
BRANDES FUNDS EMERGING MARKETS VALUE R6					
07/14/2017	07/17/2017	SOLD 2.504 SHS BRANDES FUNDS EMERGING MARKETS VALUE R6 ON 07/14/2017 AT 9.17	22.96	22.06 20.00	0.90 2.96
08/08/2017	08/09/2017	SOLD 2.493 SHS BRANDES FUNDS EMERGING MARKETS VALUE R6 ON 08/08/2017 AT 9.34	23.28	21.96 19.92	1.32 3.36
10/17/2017	10/18/2017	SOLD 3.109 SHS BRANDES FUNDS EMERGING MARKETS VALUE R6 ON 10/17/2017 AT 9.53	29.63	27.96 25.98	1.67 3.65
11/08/2017	11/09/2017	SOLD 3.13 SHS BRANDES FUNDS EMERGING MARKETS VALUE R6 ON 11/08/2017 AT 9.53	29.83	28.15 26.16	1.68 3.67
12/12/2017	12/13/2017	SOLD 3.215 SHS BRANDES FUNDS EMERGING MARKETS VALUE R6 ON 12/12/2017 AT 9.37	30.12	28.91 26.87	1.21 3.25
01/10/2018	01/11/2018	SOLD 3,649.371 SHS BRANDES FUNDS EMERGING MARKETS VALUE R6 ON 01/10/2018 AT 9.92	36,201.76	32,831.59 30,523.44	3,370.17 5,678.32
01/11/2018	01/12/2018	SOLD .5 SHS BRANDES FUNDS EMERGING MARKETS VALUE R6 ON 01/11/2018 AT 10.02	5.01	4.50 4.18	0.51 0.83
<b>TOTAL 3,664.322 SHS</b>			<b>36,342.59</b>	<b>32,965.13 30,646.55</b>	<b>3,377.46 5,696.04</b>

# TRUST EB FORMAT

Statement Period  
Account Number

07/01/2017 through 06/30/2018  
115150007300

## Schedule Of Sales

TRADE DATE	SETTLMT DATE	DESCRIPTION	PROCEEDS	MKT / COST BASIS	MKT / COST GAIN / LOSS
COLUMBIA CONTRARIAN CORE					
07/14/2017	07/17/2017	SOLD 2.229 SHS COLUMBIA CONTRARIAN CORE ON 07/14/2017 AT 25.77	57.45	56.51 50.92	0.94 6.53
08/08/2017	08/09/2017	SOLD 2.243 SHS COLUMBIA CONTRARIAN CORE ON 08/08/2017 AT 25.97	58.24	56.86 51.24	1.38 7.00
10/17/2017	10/18/2017	SOLD 2.776 SHS COLUMBIA CONTRARIAN CORE ON 10/17/2017 AT 26.70	74.13	70.86 65.49	3.27 8.64
11/08/2017	11/09/2017	SOLD 2.79 SHS COLUMBIA CONTRARIAN CORE ON 11/08/2017 AT 26.75	74.62	71.22 65.82	3.40 8.80
12/12/2017	12/13/2017	SOLD 2.879 SHS COLUMBIA CONTRARIAN CORE ON 12/12/2017 AT 26.17	75.35	73.58 67.92	1.77 7.43
01/10/2018	01/11/2018	SOLD 158.293 SHS COLUMBIA CONTRARIAN CORE ON 01/10/2018 AT 27.06	4,283.40	4,045.33 3,756.24	238.07 527.16
01/11/2018	01/12/2018	SOLD 2.788 SHS COLUMBIA CONTRARIAN CORE ON 01/11/2018 AT 27.25	75.97	71.25 66.16	4.72 9.81
02/13/2018	02/14/2018	SOLD 2.991 SHS COLUMBIA CONTRARIAN CORE ON 02/13/2018 AT 26.04	77.89	76.44 70.98	1.45 6.91
03/13/2018	03/14/2018	SOLD 2.816 SHS COLUMBIA CONTRARIAN CORE ON 03/13/2018 AT 26.90	75.76	71.97 66.82	3.79 8.94
04/09/2018	04/10/2018	SOLD 2.969 SHS COLUMBIA CONTRARIAN CORE ON 04/09/2018 AT 25.43	75.49	75.88 70.45	0.39- 5.04
05/10/2018	05/11/2018	SOLD 2.875 SHS COLUMBIA CONTRARIAN CORE ON 05/10/2018 AT 26.31	75.65	73.47 68.22	2.18 7.43

# TRUST EB FORMAT

Statement Period  
Account Number

07/01/2017 through 06/30/2018  
115150007300

## Schedule Of Sales

TRADE DATE	SETTLMT DATE	DESCRIPTION	PROCEEDS	MKT / COST BASIS	MKT / COST GAIN / LOSS
06/08/2018	06/11/2018	SOLD 2.864 SHS COLUMBIA CONTRARIAN CORE ON 06/08/2018 AT 26.62	76.24	73.19 67.96	3.05 8.28
<b>TOTAL 188.513 SHS</b>			5,080.19	4,816.56 4,468.22	263.63 611.97
OAKMARK SELECT FUND-INSTITUTIONAL					
07/14/2017	07/17/2017	SOLD 1.495 SHS OAKMARK SELECT FUND-INSTITUTIONAL ON 07/14/2017 AT 46.10	68.93	67.57 65.68	1.36 3.25
08/08/2017	08/09/2017	SOLD 1.53 SHS OAKMARK SELECT FUND-INSTITUTIONAL ON 08/08/2017 AT 45.72	69.94	69.16 67.21	0.78 2.73
10/17/2017	10/18/2017	SOLD 1.862 SHS OAKMARK SELECT FUND-INSTITUTIONAL ON 10/17/2017 AT 47.78	88.96	84.75 82.93	4.21 6.03
11/08/2017	11/09/2017	SOLD 1.84 SHS OAKMARK SELECT FUND-INSTITUTIONAL ON 11/08/2017 AT 48.65	89.52	83.75 81.95	5.77 7.57
12/12/2017	12/13/2017	SOLD 1.826 SHS OAKMARK SELECT FUND-INSTITUTIONAL ON 12/12/2017 AT 49.51	90.40	83.11 81.32	7.29 9.08
01/10/2018	01/11/2018	SOLD 137.689 SHS OAKMARK SELECT FUND-INSTITUTIONAL ON 01/10/2018 AT 49.99	6,883.08	6,274.50 6,145.56	608.58 737.52
01/11/2018	01/12/2018	SOLD 1.793 SHS OAKMARK SELECT FUND-INSTITUTIONAL ON 01/11/2018 AT 50.86	91.17	81.71 80.03	9.46 11.14
02/13/2018	02/14/2018	SOLD 1.975 SHS OAKMARK SELECT FUND-INSTITUTIONAL ON 02/13/2018 AT 47.32	93.46	90.00 88.15	3.46 5.31
03/13/2018	03/14/2018	SOLD 1.875 SHS OAKMARK SELECT FUND-INSTITUTIONAL ON 03/13/2018 AT 48.50	90.93	85.44 83.69	5.49 7.24

# TRUST EB FORMAT

Statement Period  
Account Number

07/01/2017 through 06/30/2018  
115150007300

## Schedule Of Sales

TRADE DATE	SETTLMT DATE	DESCRIPTION	PROCEEDS	MKT / COST BASIS	MKT / COST GAIN / LOSS
04/09/2018	04/10/2018	SOLD 1.971 SHS OAKMARK SELECT FUND-INSTITUTIONAL ON 04/09/2018 AT 45.93	90.55	89.82 87.97	0.73 2.58
05/10/2018	05/11/2018	SOLD 1.956 SHS OAKMARK SELECT FUND-INSTITUTIONAL ON 05/10/2018 AT 46.39	90.76	89.14 87.30	1.62 3.46
06/08/2018	06/11/2018	SOLD 1.945 SHS OAKMARK SELECT FUND-INSTITUTIONAL ON 06/08/2018 AT 47.03	91.48	88.63 86.81	2.85 4.67
<b>TOTAL 157.757 SHS</b>			7,839.18	7,187.58 7,038.60	651.60 800.58
OAKMARK INTERNATIONAL INST.					
02/13/2018	02/14/2018	SOLD 1.62 SHS OAKMARK INTERNATIONAL INST. ON 02/13/2018 AT 28.85	46.73	47.74 47.74	1.01- 1.01-
03/13/2018	03/14/2018	SOLD 1.586 SHS OAKMARK INTERNATIONAL INST. ON 03/13/2018 AT 28.66	45.46	46.74 46.74	1.28- 1.28-
04/09/2018	04/10/2018	SOLD 1.623 SHS OAKMARK INTERNATIONAL INST. ON 04/09/2018 AT 27.90	45.29	47.83 47.83	2.54- 2.54-
05/10/2018	05/11/2018	SOLD 1.573 SHS OAKMARK INTERNATIONAL INST. ON 05/10/2018 AT 28.86	45.39	46.36 46.36	0.97- 0.97-
06/08/2018	06/11/2018	SOLD 1.661 SHS OAKMARK INTERNATIONAL INST. ON 06/08/2018 AT 27.54	45.74	48.95 48.95	3.21- 3.21-
<b>TOTAL 8.063 SHS</b>			228.61	237.62 237.62	9.01- 9.01-
HARTFORD FUNDS MIDCAP CLASS Y					
07/14/2017	07/17/2017	SOLD 1.356 SHS HARTFORD FUNDS MIDCAP CLASS Y ON 07/14/2017 AT 33.88	45.94	45.40 41.46	0.54 4.48



## TRUST EB FORMAT

Statement Period  
Account Number

07/01/2017 through 06/30/2018  
115150007300

### Schedule Of Sales

TRADE DATE	SETTLMT DATE	DESCRIPTION	PROCEEDS	MKT / COST BASIS	MKT / COST GAIN / LOSS
08/08/2017	08/09/2017	SOLD 1.381 SHS HARTFORD FUNDS MIDCAP CLASS Y ON 08/08/2017 AT 33.73	46.58	46.24 42.23	0.34 4.35
10/17/2017	10/18/2017	SOLD 1.679 SHS HARTFORD FUNDS MIDCAP CLASS Y ON 10/17/2017 AT 35.31	59.28	56.30 52.52	2.98 6.76
11/08/2017	11/09/2017	SOLD 1.668 SHS HARTFORD FUNDS MIDCAP CLASS Y ON 11/08/2017 AT 35.77	59.67	55.93 52.18	3.74 7.49
12/12/2017	12/13/2017	SOLD 1.637 SHS HARTFORD FUNDS MIDCAP CLASS Y ON 12/12/2017 AT 36.82	60.26	54.89 51.21	5.37 9.05
01/10/2018	01/11/2018	SOLD 177.36 SHS HARTFORD FUNDS MIDCAP CLASS Y ON 01/10/2018 AT 36.60	6,491.39	5,960.47 5,577.28	530.92 914.11
01/11/2018	01/12/2018	SOLD 1.643 SHS HARTFORD FUNDS MIDCAP CLASS Y ON 01/11/2018 AT 36.99	60.77	55.22 51.67	5.55 9.10
02/13/2018	02/14/2018	SOLD 1.751 SHS HARTFORD FUNDS MIDCAP CLASS Y ON 02/13/2018 AT 35.57	62.30	58.85 55.06	3.45 7.24
03/13/2018	03/14/2018	SOLD 1.573 SHS HARTFORD FUNDS MIDCAP CLASS Y ON 03/13/2018 AT 38.52	60.60	52.86 49.46	7.74 11.14
04/09/2018	04/10/2018	SOLD 1.67 SHS HARTFORD FUNDS MIDCAP CLASS Y ON 04/09/2018 AT 36.16	60.38	56.12 52.51	4.26 7.87
05/10/2018	05/11/2018	SOLD 1.582 SHS HARTFORD FUNDS MIDCAP CLASS Y ON 05/10/2018 AT 38.26	60.52	53.17 49.75	7.35 10.77
06/08/2018	06/11/2018	SOLD 1.541 SHS HARTFORD FUNDS MIDCAP CLASS Y ON 06/08/2018 AT 39.58	60.98	51.79 48.46	9.19 12.52
<b>TOTAL 194.841 SHS</b>			<b>7,128.67</b>	<b>6,547.24 6,123.79</b>	<b>581.43 1,004.88</b>

# TRUST EB FORMAT

Statement Period  
Account Number

07/01/2017 through 06/30/2018  
115150007300

## Schedule Of Sales

TRADE DATE	SETTLMT DATE	DESCRIPTION	PROCEEDS	MKT / COST BASIS	MKT / COST GAIN / LOSS
JOHN HANCOCK INTERNATIONAL GROWTH R6					
02/13/2018	02/14/2018	SOLD 1.951 SHS JOHN HANCOCK INTERNATIONAL GROWTH R6 ON 02/13/2018 AT 27.95	54.53	55.62 55.62	1.09- 1.09-
03/13/2018	03/14/2018	SOLD 1.822 SHS JOHN HANCOCK INTERNATIONAL GROWTH R6 ON 03/13/2018 AT 29.11	53.04	51.95 51.95	1.09 1.09
04/09/2018	04/10/2018	SOLD 1.859 SHS JOHN HANCOCK INTERNATIONAL GROWTH R6 ON 04/09/2018 AT 28.43	52.85	53.00 53.00	0.15- 0.15-
05/10/2018	05/11/2018	SOLD 1.813 SHS JOHN HANCOCK INTERNATIONAL GROWTH R6 ON 05/10/2018 AT 29.22	52.97	51.69 51.69	1.28 1.28
06/08/2018	06/11/2018	SOLD 1.808 SHS JOHN HANCOCK INTERNATIONAL GROWTH R6 ON 06/08/2018 AT 29.52	53.37	51.55 51.55	1.82 1.82
<b>TOTAL 9.253 SHS</b>			266.76	263.81 263.81	2.95 2.95
PRUDENTIAL JENNISON GLOBAL OPQS Q					
01/11/2018	01/12/2018	SOLD 1.337 SHS PRUDENTIAL JENNISON GLOBAL OPQS Q ON 01/11/2018 AT 22.71	30.37	30.22 30.22	0.15 0.15
02/13/2018	02/14/2018	SOLD 1.385 SHS PRUDENTIAL JENNISON GLOBAL OPQS Q ON 02/13/2018 AT 22.49	31.14	31.30 31.30	0.16- 0.16-
03/13/2018	03/14/2018	SOLD 1.272 SHS PRUDENTIAL JENNISON GLOBAL OPQS Q ON 03/13/2018 AT 23.82	30.29	28.75 28.75	1.54 1.54
04/09/2018	04/10/2018	SOLD 1.349 SHS PRUDENTIAL JENNISON GLOBAL OPQS Q ON 04/09/2018 AT 22.37	30.18	30.49 30.49	0.31- 0.31-

## TRUST EB FORMAT

Statement Period  
Account Number

07/01/2017 through 06/30/2018  
115150007300

### Schedule Of Sales

TRADE DATE	SETTLMT DATE	DESCRIPTION	PROCEEDS	MKT / COST BASIS	MKT / COST GAIN / LOSS
05/10/2018	05/11/2018	SOLD 1.289 SHS PRUDENTIAL JENNISON GLOBAL OPPS Q ON 05/10/2018 AT 23.46	30.25	29.13 29.13	1.12 1.12
06/08/2018	06/11/2018	SOLD 1.246 SHS PRUDENTIAL JENNISON GLOBAL OPPS Q ON 06/08/2018 AT 24.46	30.48	28.16 28.16	2.32 2.32
<b>TOTAL 7.878 SHS</b>			<b>182.71</b>	<b>178.05 178.05</b>	<b>4.66 4.66</b>
THORNBURG INVESTMENT INCOME BUILDER R6					
07/14/2017	07/17/2017	SOLD 2.721 SHS THORNBURG INVESTMENT INCOME BUILDER R6 ON 07/14/2017 AT 21.10	57.42	57.08 56.39	0.34 1.03
08/08/2017	08/09/2017	SOLD 2.718 SHS THORNBURG INVESTMENT INCOME BUILDER R6 ON 08/08/2017 AT 21.42	58.21	57.02 56.33	1.19 1.88
10/17/2017	10/18/2017	SOLD 3.435 SHS THORNBURG INVESTMENT INCOME BUILDER R6 ON 10/17/2017 AT 21.57	74.09	72.42 71.75	1.67 2.34
11/08/2017	11/09/2017	SOLD 3.426 SHS THORNBURG INVESTMENT INCOME BUILDER R6 ON 11/08/2017 AT 21.77	74.58	72.23 71.56	2.35 3.02
12/12/2017	12/13/2017	SOLD 3.417 SHS THORNBURG INVESTMENT INCOME BUILDER R6 ON 12/12/2017 AT 22.04	75.32	72.04 71.37	3.28 3.95
01/10/2018	01/11/2018	SOLD 49.256 SHS THORNBURG INVESTMENT INCOME BUILDER R6 ON 01/10/2018 AT 22.34	1,100.38	1,039.05 1,029.59	61.33 70.79
01/11/2018	01/12/2018	SOLD 3.393 SHS THORNBURG INVESTMENT INCOME BUILDER R6 ON 01/11/2018 AT 22.39	75.96	71.57 70.92	4.39 5.04
02/13/2018	02/14/2018	SOLD 3.636 SHS THORNBURG INVESTMENT INCOME BUILDER R6 ON 02/13/2018 AT 21.42	77.88	76.70 76.00	1.18 1.88

# TRUST EB FORMAT

Statement Period  
Account Number

07/01/2017 through 06/30/2018  
115150007300

## Schedule Of Sales

TRADE DATE	SETTLMT DATE	DESCRIPTION	PROCEEDS	MKT / COST BASIS	MKT / COST GAIN / LOSS
03/13/2018	03/14/2018	SOLD 3.497 SHS THORNBURG INVESTMENT INCOME BUILDER R6 ON 03/13/2018 AT 21.66	75.75	73.77 73.10	1.98 2.65
04/09/2018	04/10/2018	SOLD 3.537 SHS THORNBURG INVESTMENT INCOME BUILDER R6 ON 04/09/2018 AT 21.34	75.48	74.61 73.93	0.87 1.55
05/10/2018	05/11/2018	SOLD 3.46 SHS THORNBURG INVESTMENT INCOME BUILDER R6 ON 05/10/2018 AT 21.86	75.64	72.98 72.32	2.66 3.32
06/08/2018	06/11/2018	SOLD 3.532 SHS THORNBURG INVESTMENT INCOME BUILDER R6 ON 06/08/2018 AT 21.58	76.23	74.50 73.83	1.73 2.40
<b>TOTAL 86.028 SHS</b>			<b>1,896.94</b>	<b>1,813.97 1,797.09</b>	<b>82.97 99.85</b>
UNDISCOVERED MANAGERS BEHAVIORAL VALUE R6					
07/14/2017	07/17/2017	SOLD .685 SHS UNDISCOVERED MANAGERS BEHAVIORAL VALUE R6 ON 07/14/2017 AT 67.06	45.96	45.54 41.29	0.42 4.67
08/08/2017	08/09/2017	SOLD .699 SHS UNDISCOVERED MANAGERS BEHAVIORAL VALUE R6 ON 08/08/2017 AT 66.64	46.59	46.47 42.14	0.12 4.45
10/17/2017	10/18/2017	SOLD .847 SHS UNDISCOVERED MANAGERS BEHAVIORAL VALUE R6 ON 10/17/2017 AT 70.05	59.30	56.33 52.33	2.97 6.97
11/08/2017	11/09/2017	SOLD .86 SHS UNDISCOVERED MANAGERS BEHAVIORAL VALUE R6 ON 11/08/2017 AT 69.38	59.69	57.20 53.13	2.49 6.56
12/12/2017	12/13/2017	SOLD .834 SHS UNDISCOVERED MANAGERS BEHAVIORAL VALUE R6 ON 12/12/2017 AT 72.28	60.28	55.47 51.53	4.81 8.75
01/10/2018	01/11/2018	SOLD 24.907 SHS UNDISCOVERED MANAGERS BEHAVIORAL VALUE R6 ON 01/10/2018 AT 70.83	1,764.18	1,660.36 1,547.96	103.82 216.22

# TRUST EB FORMAT

Statement Period  
Account Number

07/01/2017 through 06/30/2018  
115150007300

## Schedule Of Sales

TRADE DATE	SETTLMT DATE	DESCRIPTION	PROCEEDS	MKT / COST BASIS	MKT / COST GAIN / LOSS
01/11/2018	01/12/2018	SOLD .844 SHS UNDISCOVERED MANAGERS BEHAVIORAL VALUE R6 ON 01/11/2018 AT 72.05	60.79	56.26 52.45	4.53 8.34
02/13/2018	02/14/2018	SOLD .927 SHS UNDISCOVERED MANAGERS BEHAVIORAL VALUE R6 ON 02/13/2018 AT 67.26	62.32	61.80 57.61	0.52 4.71
03/13/2018	03/14/2018	SOLD .862 SHS UNDISCOVERED MANAGERS BEHAVIORAL VALUE R6 ON 03/13/2018 AT 70.36	60.62	57.46 53.57	3.16 7.05
04/09/2018	04/10/2018	SOLD .902 SHS UNDISCOVERED MANAGERS BEHAVIORAL VALUE R6 ON 04/09/2018 AT 66.95	60.40	60.13 56.06	0.27 4.34
05/10/2018	05/11/2018	SOLD .849 SHS UNDISCOVERED MANAGERS BEHAVIORAL VALUE R6 ON 05/10/2018 AT 71.29	60.54	56.60 52.77	3.94 7.77
06/08/2018	06/11/2018	SOLD .826 SHS UNDISCOVERED MANAGERS BEHAVIORAL VALUE R6 ON 06/08/2018 AT 73.83	61.00	55.06 51.34	5.94 9.66
<b>TOTAL 34.042 SHS</b>			2,401.67	2,268.68 2,112.18	132.99 289.49
<b>TOTAL MUTUAL FUND - DOMESTIC EQUITY</b>			<b>79,058.14</b>	<b>72,411.60</b> <b>67,294.30</b>	<b>6,646.54</b> <b>11,763.84</b>
<b>MUTUAL FUND - INTERNATIONAL EQUITY</b>					
BRANDES FUNDS INTERNATIONAL EQUITY - R6					
07/14/2017	07/17/2017	SOLD 2.001 SHS BRANDES FUNDS INTERNATIONAL EQUITY - R6 ON 07/14/2017 AT 17.22	34.46	33.90 30.62	0.56 3.84
08/08/2017	08/09/2017	SOLD 2.002 SHS BRANDES FUNDS INTERNATIONAL EQUITY - R6 ON 08/08/2017 AT 17.45	34.93	33.91 30.63	1.02 4.30
10/17/2017	10/18/2017	SOLD 2.535 SHS BRANDES FUNDS INTERNATIONAL EQUITY - R6 ON 10/17/2017 AT 17.54	44.46	43.22 40.03	1.24 4.43

## TRUST EB FORMAT

Statement Period  
Account Number

07/01/2017 through 06/30/2018  
115150007300

### Schedule Of Sales

TRADE DATE	SETTLMT DATE	DESCRIPTION	PROCEEDS	MKT / COST BASIS	MKT / COST GAIN / LOSS
11/08/2017	11/09/2017	SOLD 2.571 SHS BRANDES FUNDS INTERNATIONAL EQUITY - R6 ON 11/08/2017 AT 17.41	44.76	43.84 40.60	0.92 4.16
12/12/2017	12/13/2017	SOLD 2.578 SHS BRANDES FUNDS INTERNATIONAL EQUITY - R6 ON 12/12/2017 AT 17.53	45.20	43.96 40.71	1.24 4.49
01/10/2018	01/11/2018	SOLD 2,926.778 SHS BRANDES FUNDS INTERNATIONAL EQUITY - R6 ON 01/10/2018 AT 18.42	53,911.25	49,905.26 46,213.78	4,005.99 7,697.47
01/11/2018	01/12/2018	SOLD .5 SHS BRANDES FUNDS INTERNATIONAL EQUITY - R6 ON 01/11/2018 AT 18.49	9.25	8.53 7.89	0.72 1.36
<b>TOTAL 2,938.965 SHS</b>			<b>54,124.31</b>	<b>50,112.62 46,404.26</b>	<b>4,011.69 7,720.05</b>
HARTFORD INTERNATIONAL VALUE - Y					
07/14/2017	07/17/2017	SOLD 2.645 SHS HARTFORD INTERNATIONAL VALUE - Y ON 07/14/2017 AT 17.37	45.95	45.18 37.89	0.77 8.06
08/08/2017	08/09/2017	SOLD 2.628 SHS HARTFORD INTERNATIONAL VALUE - Y ON 08/08/2017 AT 17.73	46.59	44.89 37.65	1.70 8.94
10/17/2017	10/18/2017	SOLD 3.237 SHS HARTFORD INTERNATIONAL VALUE - Y ON 10/17/2017 AT 18.32	59.30	55.88 48.93	3.42 10.37
11/08/2017	11/09/2017	SOLD 3.211 SHS HARTFORD INTERNATIONAL VALUE - Y ON 11/08/2017 AT 18.59	59.69	55.43 48.54	4.26 11.15
12/12/2017	12/13/2017	SOLD 3.257 SHS HARTFORD INTERNATIONAL VALUE - Y ON 12/12/2017 AT 18.51	60.28	56.23 49.24	4.05 11.04
01/10/2018	01/11/2018	SOLD 293.819 SHS HARTFORD INTERNATIONAL VALUE - Y ON 01/10/2018 AT 18.33	5,385.70	5,081.26 4,492.12	304.44 893.58

# TRUST EB FORMAT

Statement Period  
Account Number

07/01/2017 through 06/30/2018  
115150007300

## Schedule Of Sales

TRADE DATE	SETTLMT DATE	DESCRIPTION	PROCEEDS	MKT / COST BASIS	MKT / COST GAIN / LOSS
01/11/2018	01/12/2018	SOLD 3.284 SHS HARTFORD INTERNATIONAL VALUE - Y ON 01/11/2018 AT 18.51	60.79	56.79 50.21	4.00 10.58
02/13/2018	02/14/2018	SOLD 3.556 SHS HARTFORD INTERNATIONAL VALUE - Y ON 02/13/2018 AT 17.53	62.33	61.50 54.37	0.83 7.96
03/13/2018	03/14/2018	SOLD 3.429 SHS HARTFORD INTERNATIONAL VALUE - Y ON 03/13/2018 AT 17.68	60.62	59.30 52.43	1.32 8.19
04/09/2018	04/10/2018	SOLD 3.468 SHS HARTFORD INTERNATIONAL VALUE - Y ON 04/09/2018 AT 17.42	60.41	59.98 53.02	0.43 7.39
05/10/2018	05/11/2018	SOLD 3.39 SHS HARTFORD INTERNATIONAL VALUE - Y ON 05/10/2018 AT 17.86	60.54	58.63 51.83	1.91 8.71
06/08/2018	06/11/2018	SOLD 3.512 SHS HARTFORD INTERNATIONAL VALUE - Y ON 06/08/2018 AT 17.37	61.01	60.74 53.69	0.27 7.32
<b>TOTAL 329.436 SHS</b>			<b>6,023.21</b>	<b>5,695.81 5,029.92</b>	<b>327.40 993.29</b>
CLEARBRIDGE INTERNATIONAL CM CAP - IS					
07/14/2017	07/17/2017	SOLD 1.626 SHS CLEARBRIDGE INTERNATIONAL CM CAP - IS ON 07/14/2017 AT 17.66	28.72	28.19 24.02	0.53 4.70
08/08/2017	08/09/2017	SOLD 1.613 SHS CLEARBRIDGE INTERNATIONAL CM CAP - IS ON 08/08/2017 AT 18.05	29.12	27.97 23.83	1.15 5.29
10/17/2017	10/18/2017	SOLD 1.962 SHS CLEARBRIDGE INTERNATIONAL CM CAP - IS ON 10/17/2017 AT 18.89	37.06	34.46 30.53	2.60 6.53
11/08/2017	11/09/2017	SOLD 1.959 SHS CLEARBRIDGE INTERNATIONAL CM CAP - IS ON 11/08/2017 AT 19.05	37.31	34.41 30.48	2.90 6.83

# TRUST EB FORMAT

Statement Period  
Account Number

07/01/2017 through 06/30/2018  
115150007300

## Schedule Of Sales

TRADE DATE	SETTLMT DATE	DESCRIPTION	PROCEEDS	MKT / COST BASIS	MKT / COST GAIN / LOSS
12/12/2017	12/13/2017	SOLD 1.983 SHS CLEARBRIDGE INTERNATIONAL CM CAP - IS ON 12/12/2017 AT 19.00	37.68	34.83 30.86	2.85 6.82
01/10/2018	01/11/2018	SOLD 230.014 SHS CLEARBRIDGE INTERNATIONAL CM CAP - IS ON 01/10/2018 AT 19.61	4,510.58	4,049.16 3,603.32	461.42 907.26
01/11/2018	01/12/2018	SOLD 1.926 SHS CLEARBRIDGE INTERNATIONAL CM CAP - IS ON 01/11/2018 AT 19.72	37.98	33.91 30.17	4.07 7.81
02/13/2018	02/14/2018	SOLD 2.076 SHS CLEARBRIDGE INTERNATIONAL CM CAP - IS ON 02/13/2018 AT 18.76	38.94	36.55 32.52	2.39 6.42
03/13/2018	03/14/2018	SOLD 1.982 SHS CLEARBRIDGE INTERNATIONAL CM CAP - IS ON 03/13/2018 AT 19.11	37.87	34.89 31.05	2.98 6.82
04/09/2018	04/10/2018	SOLD 2.013 SHS CLEARBRIDGE INTERNATIONAL CM CAP - IS ON 04/09/2018 AT 18.75	37.74	35.44 31.53	2.30 6.21
05/10/2018	05/11/2018	SOLD 1.958 SHS CLEARBRIDGE INTERNATIONAL CM CAP - IS ON 05/10/2018 AT 19.32	37.82	34.47 30.67	3.35 7.15
06/08/2018	06/11/2018	SOLD 2.005 SHS CLEARBRIDGE INTERNATIONAL CM CAP - IS ON 06/08/2018 AT 19.01	38.11	35.30 31.41	2.81 6.70
<b>TOTAL 251.117 SHS</b>			<b>4,908.93</b>	<b>4,419.58 3,930.39</b>	<b>489.35 978.54</b>
AMERICAN FUNDS NEW PERSPECTIVE F2					
07/14/2017	07/17/2017	SOLD .815 SHS AMERICAN FUNDS NEW PERSPECTIVE F2 ON 07/14/2017 AT 42.26	34.46	33.60 30.74	0.86 3.72
08/08/2017	08/09/2017	SOLD .815 SHS AMERICAN FUNDS NEW PERSPECTIVE F2 ON 08/08/2017 AT 42.85	34.93	33.60 30.74	1.33 4.19



## TRUST EB FORMAT

Statement Period  
Account Number

07/01/2017 through 06/30/2018  
115150007300

### Schedule Of Sales

TRADE DATE	SETTLMT DATE	DESCRIPTION	PROCEEDS	MKT / COST BASIS	MKT / COST GAIN / LOSS
10/17/2017	10/18/2017	SOLD .999 SHS AMERICAN FUNDS NEW PERSPECTIVE F2 ON 10/17/2017 AT 44.51	44.46	41.66 38.92	2.80 5.54
11/08/2017	11/09/2017	SOLD .991 SHS AMERICAN FUNDS NEW PERSPECTIVE F2 ON 11/08/2017 AT 45.17	44.76	41.33 38.61	3.43 6.15
12/12/2017	12/13/2017	SOLD 1.001 SHS AMERICAN FUNDS NEW PERSPECTIVE F2 ON 12/12/2017 AT 45.14	45.20	41.75 39.00	3.45 6.20
01/10/2018	01/11/2018	SOLD 93.391 SHS AMERICAN FUNDS NEW PERSPECTIVE F2 ON 01/10/2018 AT 44.42	4,148.44	3,901.11 3,658.79	247.33 489.65
01/11/2018	01/12/2018	SOLD 1.021 SHS AMERICAN FUNDS NEW PERSPECTIVE F2 ON 01/11/2018 AT 44.65	45.58	42.65 40.00	2.93 5.58
02/13/2018	02/14/2018	SOLD 1.07 SHS AMERICAN FUNDS NEW PERSPECTIVE F2 ON 02/13/2018 AT 43.69	46.73	44.70 41.92	2.03 4.81
03/13/2018	03/14/2018	SOLD .993 SHS AMERICAN FUNDS NEW PERSPECTIVE F2 ON 03/13/2018 AT 45.79	45.46	41.48 38.90	3.98 6.56
04/09/2018	04/10/2018	SOLD 1.037 SHS AMERICAN FUNDS NEW PERSPECTIVE F2 ON 04/09/2018 AT 43.69	45.29	43.32 40.63	1.97 4.66
05/10/2018	05/11/2018	SOLD 1 SH AMERICAN FUNDS NEW PERSPECTIVE F2 ON 05/10/2018 AT 45.39	45.39	41.77 39.18	3.62 6.21
06/08/2018	06/11/2018	SOLD .995 SHS AMERICAN FUNDS NEW PERSPECTIVE F2 ON 06/08/2018 AT 45.97	45.74	41.56 38.98	4.18 6.76
<b>TOTAL 104.128 SHS</b>			<b>4,626.44</b>	<b>4,348.53 4,076.41</b>	<b>277.91 550.03</b>

# TRUST EB FORMAT

Statement Period  
Account Number

07/01/2017 through 06/30/2018  
115150007300

## Schedule Of Sales

TRADE DATE	SETTLMT DATE	DESCRIPTION	PROCEEDS	MKT / COST BASIS	MKT / COST GAIN / LOSS
AMERICAN FUNDS NEW WORLD F2					
07/14/2017	07/17/2017	SOLD .371 SHS AMERICAN FUNDS NEW WORLD F2 ON 07/14/2017 AT 61.85	22.96	22.33 19.76	0.63 3.20
08/08/2017	08/09/2017	SOLD .371 SHS AMERICAN FUNDS NEW WORLD F2 ON 08/08/2017 AT 62.80	23.28	22.33 19.76	0.95 3.52
10/17/2017	10/18/2017	SOLD .448 SHS AMERICAN FUNDS NEW WORLD F2 ON 10/17/2017 AT 66.16	29.63	27.40 24.97	2.23 4.66
11/08/2017	11/09/2017	SOLD .447 SHS AMERICAN FUNDS NEW WORLD F2 ON 11/08/2017 AT 66.80	29.83	27.34 24.91	2.49 4.92
12/12/2017	12/13/2017	SOLD .452 SHS AMERICAN FUNDS NEW WORLD F2 ON 12/12/2017 AT 66.64	30.12	27.64 25.19	2.48 4.93
01/10/2018	01/11/2018	SOLD 43.408 SHS AMERICAN FUNDS NEW WORLD F2 ON 01/10/2018 AT 68.42	2,970.00	2,659.57 2,428.86	310.43 541.14
01/11/2018	01/12/2018	SOLD .442 SHS AMERICAN FUNDS NEW WORLD F2 ON 01/11/2018 AT 68.67	30.37	27.08 24.73	3.29 5.64
02/13/2018	02/14/2018	SOLD .467 SHS AMERICAN FUNDS NEW WORLD F2 ON 02/13/2018 AT 66.64	31.14	28.61 26.13	2.53 5.01
03/13/2018	03/14/2018	SOLD .436 SHS AMERICAN FUNDS NEW WORLD F2 ON 03/13/2018 AT 69.48	30.29	26.71 24.40	3.58 5.89
04/09/2018	04/10/2018	SOLD .45 SHS AMERICAN FUNDS NEW WORLD F2 ON 04/09/2018 AT 67.04	30.18	27.57 25.18	2.61 5.00
05/10/2018	05/11/2018	SOLD .444 SHS AMERICAN FUNDS NEW WORLD F2 ON 05/10/2018 AT 68.13	30.25	27.20 24.84	3.05 5.41
06/08/2018	06/11/2018	SOLD .45 SHS AMERICAN FUNDS NEW WORLD F2 ON 06/08/2018 AT 67.70	30.48	27.57 25.18	2.91 5.30
<b>TOTAL 48.186 SHS</b>			<b>3,288.53</b>	<b>2,951.35 2,693.91</b>	<b>337.18 594.62</b>
<b>TOTAL MUTUAL FUND - INTERNATIONAL EQUITY</b>			<b>72,971.42</b>	<b>67,527.89 62,134.89</b>	<b>5,443.53 10,836.53</b>

# TRUST EB FORMAT

Statement Period  
Account Number

07/01/2017 through 06/30/2018  
115150007300

## Schedule Of Sales

TRADE DATE	SETTLMT DATE	DESCRIPTION	PROCEEDS	MKT / COST BASIS	MKT / COST GAIN / LOSS
<b>MUTUAL FUND - REAL ESTATE</b>					
COHEN AND STEERS REAL ESTATE SECURITIES - Z					
07/14/2017	07/17/2017	SOLD 3.781 SHS COHEN AND STEERS REAL ESTATE SECURITIES - Z ON 07/14/2017 AT 15.19	57.43	57.66 58.14	0.23- 0.71-
08/08/2017	08/09/2017	SOLD 3.811 SHS COHEN AND STEERS REAL ESTATE SECURITIES - Z ON 08/08/2017 AT 15.28	58.23	58.12 58.60	0.11 0.37-
10/17/2017	10/18/2017	SOLD 4.769 SHS COHEN AND STEERS REAL ESTATE SECURITIES - Z ON 10/17/2017 AT 15.54	74.11	73.13 73.58	0.98 0.53
11/08/2017	11/09/2017	SOLD 4.734 SHS COHEN AND STEERS REAL ESTATE SECURITIES - Z ON 11/08/2017 AT 15.76	74.60	72.59 73.04	2.01 1.56
12/12/2017	12/13/2017	SOLD 4.832 SHS COHEN AND STEERS REAL ESTATE SECURITIES - Z ON 12/12/2017 AT 15.59	75.33	74.09 74.55	1.24 0.78
01/10/2018	01/11/2018	SOLD 1,892.222 SHS COHEN AND STEERS REAL ESTATE SECURITIES - Z ON 01/10/2018 AT 15.03	28,440.10	29,014.79 29,195.80	574.69- 755.70-
01/11/2018	01/12/2018	SOLD 3.045 SHS COHEN AND STEERS REAL ESTATE SECURITIES - Z ON 01/11/2018 AT 14.97	45.59	46.69 46.98	1.10- 1.39-
02/13/2018	02/14/2018	SOLD 3.287 SHS COHEN AND STEERS REAL ESTATE SECURITIES - Z ON 02/13/2018 AT 14.22	46.74	50.40 50.72	3.66- 3.98-
03/13/2018	03/14/2018	SOLD 3.129 SHS COHEN AND STEERS REAL ESTATE SECURITIES - Z ON 03/13/2018 AT 14.53	45.47	47.98 48.28	2.51- 2.81-
04/09/2018	04/10/2018	SOLD 3.163 SHS COHEN AND STEERS REAL ESTATE SECURITIES - Z ON 04/09/2018 AT 14.32	45.30	48.48 48.78	3.18- 3.48-

# TRUST EB FORMAT

Statement Period  
Account Number

07/01/2017 through 06/30/2018  
115150007300

## Schedule Of Sales

TRADE DATE	SETTLMT DATE	DESCRIPTION	PROCEEDS	MKT / COST BASIS	MKT / COST GAIN / LOSS
05/10/2018	05/11/2018	SOLD 3.025 SHS COHEN AND STEERS REAL ESTATE SECURITIES - Z ON 05/10/2018 AT 15.01	45.40	46.37 46.65	0.97- 1.25-
06/08/2018	06/11/2018	SOLD 2.994 SHS COHEN AND STEERS REAL ESTATE SECURITIES - Z ON 06/08/2018 AT 15.28	45.75	45.89 46.18	0.14- 0.43-
<b>TOTAL 1,932.792 SHS</b>			29,054.05	29,636.19 29,821.30	582.14- 767.25-
PRUDENTIAL FUNDS GLOBAL REAL ESTATE CL Q					
07/14/2017	07/17/2017	SOLD 1.929 SHS PRUDENTIAL FUNDS GLOBAL REAL ESTATE CL Q ON 07/14/2017 AT 23.81	45.94	46.24 46.01	0.30- 0.07-
08/08/2017	08/09/2017	SOLD 1.932 SHS PRUDENTIAL FUNDS GLOBAL REAL ESTATE CL Q ON 08/08/2017 AT 24.11	46.57	46.31 46.08	0.26 0.49
10/17/2017	10/18/2017	SOLD 2.404 SHS PRUDENTIAL FUNDS GLOBAL REAL ESTATE CL Q ON 10/17/2017 AT 24.66	59.28	57.96 57.74	1.32 1.54
11/08/2017	11/09/2017	SOLD 2.413 SHS PRUDENTIAL FUNDS GLOBAL REAL ESTATE CL Q ON 11/08/2017 AT 24.73	59.67	58.18 57.96	1.49 1.71
12/12/2017	12/13/2017	SOLD 2.419 SHS PRUDENTIAL FUNDS GLOBAL REAL ESTATE CL Q ON 12/12/2017 AT 24.91	60.26	58.32 58.10	1.94 2.16
01/10/2018	01/11/2018	SOLD 1,019.453 SHS PRUDENTIAL FUNDS GLOBAL REAL ESTATE CL Q ON 01/10/2018 AT 23.89	24,354.74	24,578.52 24,489.76	223.78- 135.02-
01/11/2018	01/12/2018	SOLD 1.592 SHS PRUDENTIAL FUNDS GLOBAL REAL ESTATE CL Q ON 01/11/2018 AT 23.87	37.99	38.38 38.24	0.39- 0.25-
02/13/2018	02/14/2018	SOLD 1.723 SHS PRUDENTIAL FUNDS GLOBAL REAL ESTATE CL Q ON 02/13/2018 AT 22.61	38.95	41.54 41.39	2.59- 2.44-

# TRUST EB FORMAT

Statement Period  
Account Number

07/01/2017 through 06/30/2018  
115150007300

## Schedule Of Sales

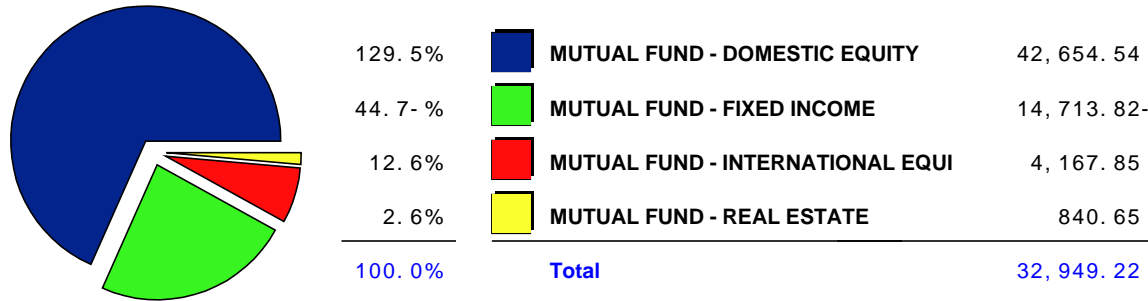
TRADE DATE	SETTLMT DATE	DESCRIPTION	PROCEEDS	MKT / COST BASIS	MKT / COST GAIN / LOSS
03/13/2018	03/14/2018	SOLD 1.641 SHS PRUDENTIAL FUNDS GLOBAL REAL ESTATE CL Q ON 03/13/2018 AT 23.08	37.88	39.56 39.42	1.68- 1.54-
04/09/2018	04/10/2018	SOLD 1.631 SHS PRUDENTIAL FUNDS GLOBAL REAL ESTATE CL Q ON 04/09/2018 AT 23.14	37.75	39.32 39.18	1.57- 1.43-
05/10/2018	05/11/2018	SOLD 1.582 SHS PRUDENTIAL FUNDS GLOBAL REAL ESTATE CL Q ON 05/10/2018 AT 23.92	37.83	38.13 38.00	0.30- 0.17-
06/08/2018	06/11/2018	SOLD 1.58 SHS PRUDENTIAL FUNDS GLOBAL REAL ESTATE CL Q ON 06/08/2018 AT 24.13	38.12	38.08 37.95	0.04 0.17
<b>TOTAL 1,040.299 SHS</b>			24,854.98	25,080.54 24,989.83	225.56- 134.85-
<b>TOTAL MUTUAL FUND - REAL ESTATE</b>			<b>53,909.03</b>	<b>54,716.73</b> <b>54,811.13</b>	<b>807.70-</b> <b>902.10-</b>
<b>TOTAL SALES</b>			<b>212,251.69</b>	<b>200,998.46</b> <b>190,524.86</b>	<b>11,253.23</b> <b>21,726.83</b>

Statement Period  
Account Number

07/01/2017 through 06/30/2018  
115150007300

## Schedule Of Unrealized Gains & Losses

### Unrealized Gains & Losses Allocation



### Unrealized Gains & Losses Schedule

DESCRIPTION	UNITS	BEGINNING MKT / COST	ENDING MKT VALUE	GAIN / LOSS MKT / COST
<b>MUTUAL FUND - FIXED INCOME</b>				
BLACKROCK TOTAL RETURN - K	9,201.574	108,032.24 108,489.93	104,161.82	3,870.42- 4,328.11-
GUGGENHEIM INVESTMENTS MACRO OPPORTUNITIES INST.	3,986.691	106,319.05 105,451.66	105,846.65	472.40- 394.99
GUGGENHEIM INVESTMENTS INVESTMENT GRADE BOND FUND	5,765.818	106,647.44 105,790.27	106,264.03	383.41- 473.76
HARTFORD WORLD BOND - Y	4,993.56	52,206.88 51,892.50	53,530.96	1,324.08 1,638.46
LEGG MASON BW GLOBAL OPPORTUNITIES BOND IS	4,907.783	54,384.32 52,062.20	50,648.32	3,736.00- 1,413.88-

## TRUST EB FORMAT

Statement Period  
Account Number

07/01/2017 through 06/30/2018  
115150007300

### Schedule Of Unrealized Gains & Losses

DESCRIPTION	UNITS	BEGINNING MKT / COST	ENDING MKT VALUE	GAIN / LOSS MKT / COST
LEGG MASON BW ALTERNATIVE CREDIT	5,107.812	52,799.16 52,167.81	52,916.93	117.77 749.12
PRUDENTIAL FUNDS TOTAL RETURN BOND CL Q	7,392.08	107,087.11 106,347.59	104,154.41	2,932.70- 2,193.18-
WESTERN ASSET CORE PLUS BOND IS	9,149.36	108,057.01 107,862.05	103,296.27	4,760.74- 4,565.78-
<b>TOTAL MUTUAL FUND - FIXED INCOME</b>		<b>695,533.21</b> <b>690,064.01</b>	<b>680,819.39</b>	<b>14,713.82-</b> <b>9,244.62-</b>
<b>MUTUAL FUND - DOMESTIC EQUITY</b>				
ALGER FUNDS SMALL CAP FOCUS Z	4,350.568	62,860.32 52,937.50	84,444.52	21,584.20 31,507.02
ALGER FUNDS SPECTRA Z	4,001.928	80,428.64 75,392.40	92,964.79	12,536.15 17,572.39
BRANDES FUNDS INTERNATIONAL SMALL CAP R6	3,174.738	45,079.28 43,162.65	39,557.24	5,522.04- 3,605.41-
COLUMBIA CONTRARIAN CORE	3,251.15	83,086.20 77,148.68	84,887.53	1,801.33 7,738.85
OAKMARK SELECT FUND-INSTITUTIONAL	2,106.399	95,988.74 94,016.22	96,388.82	400.08 2,372.60
OAKMARK INTERNATIONAL INST.	1,790.902	52,778.09 52,778.09	47,315.63	5,462.46- 5,462.46-
HARTFORD FUNDS MIDCAP CLASS Y	1,914.693	64,346.33 60,209.63	73,600.80	9,254.47 13,391.17
JOHN HANCOCK INTERNATIONAL GROWTH R6	2,160.125	61,585.15 61,585.15	60,893.92	691.23- 691.23-
PRUDENTIAL JENNISON GLOBAL OPPS Q	1,555.237	35,148.40 35,148.40	37,372.35	2,223.95 2,223.95

## TRUST EB FORMAT

Statement Period  
Account Number

07/01/2017 through 06/30/2018  
115150007300

### Schedule Of Unrealized Gains & Losses

DESCRIPTION	UNITS	BEGINNING MKT / COST	ENDING MKT VALUE	GAIN / LOSS MKT / COST
THORNBURG INVESTMENT INCOME BUILDER R6	3,999.998	84,387.17 83,633.81	85,039.96	652.79 1,406.15
UNDISCOVERED MANAGERS BEHAVIORAL VALUE R6	993.21	66,209.88 61,727.67	72,087.18	5,877.30 10,359.51
<b>TOTAL MUTUAL FUND - DOMESTIC EQUITY</b>		<b>731,898.20 697,740.20</b>	<b>774,552.74</b>	<b>42,654.54 76,812.54</b>
<b>MUTUAL FUND - INTERNATIONAL EQUITY</b>				
HARTFORD INTERNATIONAL VALUE - Y	3,851.871	66,613.60 58,890.26	64,326.25	2,287.35- 5,435.99
CLEARBRIDGE INTERNATIONAL CM CAP - IS	2,240.154	39,435.58 35,093.47	40,165.96	730.38 5,072.49
AMERICAN FUNDS NEW PERSPECTIVE F2	1,183.431	49,434.01 46,363.37	53,242.56	3,808.55 6,879.19
AMERICAN FUNDS NEW WORLD F2	512.25	31,385.10 28,662.57	33,301.37	1,916.27 4,638.80
<b>TOTAL MUTUAL FUND - INTERNATIONAL EQUITY</b>		<b>186,868.29 169,009.67</b>	<b>191,036.14</b>	<b>4,167.85 22,026.47</b>
<b>MUTUAL FUND - REAL ESTATE</b>				
COHEN AND STEERS REAL ESTATE SECURITIES - Z	3,500.676	53,663.65 53,993.52	54,365.50	701.85 371.98
PRUDENTIAL FUNDS GLOBAL REAL ESTATE CL Q	1,824.23	43,971.08 43,813.12	44,109.88	138.80 296.76
<b>TOTAL MUTUAL FUND - REAL ESTATE</b>		<b>97,634.73 97,806.64</b>	<b>98,475.38</b>	<b>840.65 668.74</b>
<b>TOTAL UNREALIZED GAINS &amp; LOSSES</b>		<b>1,711,934.43 1,654,620.52</b>	<b>1,744,883.65</b>	<b>32,949.22 90,263.13</b>



# TRUST EB FORMAT

Statement Period  
Account Number

07/01/2017 through 06/30/2018  
115150007300

## Schedule Of Reportable Transactions

PLAN NUMBER:

EIN NUMBER: 43-1971558

DESCRIPTION	PURCH/SELL PRICE EXPENSE INCURRED	COST OF ASSET	VALUE OF ASSET ON TXN DATE	NET GAIN OR LOSS
<b>BEGINNING MARKET VALUE:</b>	<b>1,265,662.17</b>			
<b>SECURITY TRANSACTIONS EXCEEDING 5%:</b>				
<b>MUTUAL FUND - INTERNATIONAL EQUITY</b>				
BRANDES FUNDS INTERNATIONAL EQUITY - R6				
SOLD 2.001 SHS ON 07/14/2017 AT 17.22	34.46	30.62	34.44	3.84
SOLD 2.002 SHS ON 08/08/2017 AT 17.45	34.93	30.63	34.79	4.30
PURCHASED 664.588 SHS ON 09/14/2017 AT 17.42	11,577.13	11,577.13	11,603.71	
PURCHASED 12.177 SHS ON 09/29/2017 AT 17.56 FOR REINVESTMENT	213.82	213.82	214.07	
SOLD 2.535 SHS ON 10/17/2017 AT 17.54	44.46	40.03	44.57	4.43
SOLD 2.571 SHS ON 11/08/2017 AT 17.41	44.76	40.60	44.63	4.16
SOLD 2.578 SHS ON 12/12/2017 AT 17.53	45.20	40.71	45.40	4.49
SOLD 2,926.778 SHS ON 01/10/2018 AT 18.42	53,911.25	46,213.78	54,116.13	7,697.47
SOLD .5 SHS ON 01/11/2018 AT 18.49	9.25	7.89	9.25	1.36
<b>TOTAL</b>	<b>65,915.26</b>	<b>58,195.21</b>	<b>66,146.99</b>	<b>7,720.05</b>
<b>TOTAL MUTUAL FUND - INTERNATIONAL EQUITY</b>	<b>65,915.26</b>	<b>58,195.21</b>	<b>66,146.99</b>	<b>7,720.05</b>
<b>TOTAL SECURITY TRANSACTIONS EXCEEDING 5%</b>		<b>58,195.21</b>		

# TRUST EB FORMAT

Statement Period  
Account Number

07/01/2017 through 06/30/2018  
115150007300

## Balance Sheet


	AS OF 07/01/2017		AS OF 06/30/2018	
	AVG COST	MARKET VALUE	AVG COST	MARKET VALUE
<b>A S S E T S</b>				
CASH	2,495.58	2,495.58	2,047.20	2,047.20
DUE FROM BROKERS	0.00	0.00	0.00	0.00
<b>TOTAL CASH &amp; RECEIVABLES</b>	<b>2,495.58</b>	<b>2,495.58</b>	<b>2,047.20</b>	<b>2,047.20</b>
MUTUAL FUNDS				
MUTUAL FUND - FIXED INCOME	480,444.43	485,971.33	690,064.01	680,819.39
MUTUAL FUND - DOMESTIC EQUITY	377,615.48	416,120.54	697,740.20	774,552.74
MUTUAL FUND - INTERNATIONAL EQUI	227,132.30	251,154.16	169,009.67	191,036.14
MUTUAL FUND - REAL ESTATE	112,682.45	112,416.14	97,806.64	98,475.38
<b>TOTAL MUTUAL FUNDS</b>	<b>1,197,874.66</b>	<b>1,265,662.17</b>	<b>1,654,620.52</b>	<b>1,744,883.65</b>
<b>TOTAL HOLDINGS</b>	<b>1,197,874.66</b>	<b>1,265,662.17</b>	<b>1,654,620.52</b>	<b>1,744,883.65</b>
<b>TOTAL ASSETS</b>	<b>1,200,370.24</b>	<b>1,268,157.75</b>	<b>1,656,667.72</b>	<b>1,746,930.85</b>
<b>L I A B I L I T I E S</b>				
DUE TO BROKERS	2,495.58	2,495.58	2,047.20	2,047.20
<b>TOTAL LIABILITIES</b>	<b>2,495.58</b>	<b>2,495.58</b>	<b>2,047.20</b>	<b>2,047.20</b>
<b>TOTAL NET ASSET VALUE</b>	<b>1,197,874.66</b>	<b>1,265,662.17</b>	<b>1,654,620.52</b>	<b>1,744,883.65</b>




# TRUST EB FORMAT

Statement Period  
Account Number

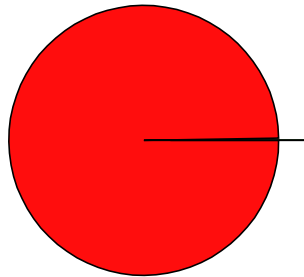
07/01/2017 through 06/30/2018  
115150007300




## Beginning Market Allocation



0.2%		CASH & RECEIVABLES	2,495.58
0.2%		LIABILITIES	2,495.58-
100.0%		MUTUAL FUNDS	1,265,662.17
<b>100.0%</b>	<b>Total</b>		<b>1,265,662.17</b>

## Ending Market Allocation



0.1%		CASH & RECEIVABLES	2,047.20
0.1%		LIABILITIES	2,047.20-
100.0%		MUTUAL FUNDS	1,744,883.65
<b>100.0%</b>	<b>Total</b>		<b>1,744,883.65</b>

Statement Period  
Account Number

07/01/2017 through 06/30/2018  
115150007300

**Schedule Of Prior Period Trades Settled**

DATE	DESCRIPTION	DUE FROM BROKERS	DUE TO BROKERS
07/03/2017	PURCHASED 15.55 SHS BLACKROCK TOTAL RETURN - K ON 06/30/2017 AT 11.74 FOR REINVESTMENT		182.56
07/03/2017	PURCHASED 8.16 SHS GUGGENHEIM INVESTMENTS MACRO OPPORTUNITIES INST. ON 06/30/2017 AT 26.64 FOR REINVESTMENT		217.38
07/03/2017	PURCHASED 10.924 SHS GUGGENHEIM INVESTMENTS INVESTMENT GRADE BOND FUND ON 06/30/2017 AT 18.47 FOR REINVESTMENT		201.77
07/03/2017	PURCHASED 11.485 SHS LEGG MASON BW GLOBAL OPPORTUNITIES BOND IS ON 06/30/2017 AT 11.00 FOR REINVESTMENT		126.33
07/03/2017	PURCHASED 34.96 SHS LEGG MASON BW ALTERNATIVE CREDIT ON 06/30/2017 AT 10.29 FOR REINVESTMENT		359.74
07/03/2017	PURCHASED 13.118 SHS PRUDENTIAL FUNDS TOTAL RETURN BOND CL Q ON 06/30/2017 AT 14.46 FOR REINVESTMENT		189.68
07/03/2017	PURCHASED 17.588 SHS WESTERN ASSET CORE PLUS BOND IS ON 06/30/2017 AT 11.78 FOR REINVESTMENT		207.19
07/05/2017	PURCHASED 8.894 SHS BRANDES FUNDS INTERNATIONAL SMALL CAP R6 ON 06/30/2017 AT 14.20 FOR REINVESTMENT		126.29
07/05/2017	PURCHASED 11.033 SHS BRANDES FUNDS EMERGING MARKETS VALUE R6 ON 06/30/2017 AT 8.81 FOR REINVESTMENT		97.20
07/05/2017	PURCHASED 23.531 SHS BRANDES FUNDS INTERNATIONAL EQUITY - R6 ON 06/30/2017 AT 16.94 FOR REINVESTMENT		398.62

## TRUST EB FORMAT

Statement Period  
Account Number

07/01/2017 through 06/30/2018  
115150007300

### Schedule Of Prior Period Trades Settled

DATE	DESCRIPTION	DUE FROM BROKERS	DUE TO BROKERS
07/05/2017	PURCHASED 25.496 SHS COHEN AND STEERS REAL ESTATE SECURITIES - Z ON 06/30/2017 AT 15.25 FOR REINVESTMENT		388.82
	<b>TOTAL PRIOR PERIOD TRADES SETTLED</b>		<b>2,495.58</b>
	<b>NET RECEIVABLE/PAYABLE</b>		<b>2,495.58-</b>

## TRUST EB FORMAT

Statement Period  
Account Number

07/01/2017 through 06/30/2018  
115150007300

### Schedule Of Pending Trades End Of Period

DATE	DESCRIPTION	DUE FROM BROKERS	DUE TO BROKERS
07/02/2018	PURCHASED 24.437 SHS BLACKROCK TOTAL RETURN - K ON 06/29/2018 AT 11.32 FOR REINVESTMENT		276.63
07/02/2018	PURCHASED 12.336 SHS GUGGENHEIM INVESTMENTS MACRO OPPORTUNITIES INST. ON 06/29/2018 AT 26.55 FOR REINVESTMENT		327.53
07/02/2018	PURCHASED 14.223 SHS GUGGENHEIM INVESTMENTS INVESTMENT GRADE BOND FUND ON 06/29/2018 AT 18.43 FOR REINVESTMENT		262.13
07/02/2018	PURCHASED .164 SHS HARTFORD WORLD BOND - Y ON 06/28/2018 AT 10.72 FOR REINVESTMENT		1.76
07/02/2018	PURCHASED 24.005 SHS PRUDENTIAL FUNDS TOTAL RETURN BOND CL Q ON 06/29/2018 AT 14.09 FOR REINVESTMENT		338.23
07/02/2018	PURCHASED 26.638 SHS WESTERN ASSET CORE PLUS BOND IS ON 06/29/2018 AT 11.29 FOR REINVESTMENT		300.74
07/03/2018	PURCHASED 7.685 SHS BRANDES FUNDS INTERNATIONAL SMALL CAP R6 ON 06/29/2018 AT 12.46 FOR REINVESTMENT		95.76
07/03/2018	PURCHASED 28.617 SHS COHEN AND STEERS REAL ESTATE SECURITIES - Z ON 06/29/2018 AT 15.53 FOR REINVESTMENT		444.42
	<b>TOTAL PENDING TRADES END OF PERIOD</b>		<b>2,047.20</b>
	<b>NET RECEIVABLE/PAYABLE</b>		<b>2,047.20-</b>