

BENEFIT TRUST COMPANY HEREBY
CERTIFIES THIS ANNUAL TRUST STATEMENT FURNISHED
PURSUANT TO 29 CFR 2520.103-5(C) IS COMPLETE
AND ACCURATE.

(AUTHORIZED SIGNATURE)

RBOA FUTURIS

KS 66211

ACCOUNT NUMBER 115150007300

FOR THE PERIOD FROM 07/01/2016 TO 06/30/2017

THE PLAN ADMINISTRATOR WILL BE DEEMED TO APPROVE THIS REPORT UNLESS IT SUBMITS WRITTEN OBJECTIONS
OR PROPOSED CORRECTIONS THERETO WITHIN NINETY (90) CALENDAR DAYS FOLLOWING THE END OF THE PERIOD
COVERED IN THE REPORT.

TRUST EB FORMAT

Statement Period
Account Number

07/01/2016 through 06/30/2017
115150007300

Contents

Summary Of Fund	1
Asset Summary As Of 06/30/2017	2
Summary Of Cash Receipts And Disbursements	6
Schedule Of Income	7
Schedule Of Other Additions	24
Schedule Of Fees And Other Expenses	25
Schedule Of Purchases	28
Schedule Of Sales	54
Schedule Of Unrealized Gains & Losses	88
Schedule Of Reportable Transactions	91
Balance Sheet	104
Schedule Of Prior Period Trades Settled	106
Schedule Of Pending Trades End Of Period	109

TRUST EB FORMAT

Statement Period
Account Number

07/01/2016 through 06/30/2017
115150007300

Summary Of Fund

MARKET VALUE AS OF 07/01/2016		763,906.11
EARNINGS		
NET INCOME CASH RECEIPTS	35,081.92	
FEES AND OTHER EXPENSES	11,322.39-	
REALIZED GAIN OR LOSS	12,741.50	
UNREALIZED GAIN OR LOSS	78,142.03	
TOTAL EARNINGS		114,643.06
OTHER RECEIPTS		387,113.00
TOTAL MARKET VALUE AS OF 06/30/2017		1,265,662.17

TRUST EB FORMAT

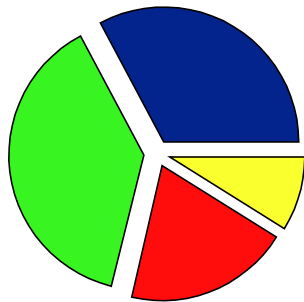
Statement Period
Account Number

07/01/2016 through 06/30/2017
115150007300

Asset Summary As Of 06/30/2017

DESCRIPTION	MARKET VALUE	AVG COST	% OF PORT
MUTUAL FUND - FIXED INCOME	485,971.33	480,444.43	38
MUTUAL FUND - DOMESTIC EQUITY	416,120.54	377,615.48	33
MUTUAL FUND - INTERNATIONAL EQUITY	251,154.16	227,132.30	20
MUTUAL FUND - REAL ESTATE	112,416.14	112,682.45	9
TOTAL INVESTMENTS	1,265,662.17	1,197,874.66	
CASH	2,495.58		
DUE FROM BROKER	0.00		
DUE TO BROKER	2,495.58		
TOTAL MARKET VALUE	1,265,662.17		

Ending Asset Allocation



32.9%	■	MUTUAL FUND - DOMESTIC EQUITY	416,120.54
38.4%	■	MUTUAL FUND - FIXED INCOME	485,971.33
19.8%	■	MUTUAL FUND - INTERNATIONAL EQUI	251,154.16
8.9%	■	MUTUAL FUND - REAL ESTATE	112,416.14
100.0%		Total	1,265,662.17

TRUST EB FORMAT

Statement Period
Account Number

07/01/2016 through 06/30/2017
115150007300

Asset Detail As Of 06/30/2017

UNITS/BOOK VALUE	DESCRIPTION	MARKET VALUE	AVG COST	% OF PORT
MUTUAL FUND - FIXED INCOME				
6,344.488	BLACKROCK TOTAL RETURN - K	74,484.29	74,946.53	6
2,779.517	GUGGENHEIM INVESTMENTS MACRO OPPORTUNITIES INST.	74,046.33	73,170.41	6
4,040.834	GUGGENHEIM INVESTMENTS INVESTMENT GRADE BOND FUND	74,634.20	73,768.62	6
3,543.258	HARTFORD WORLD BOND - Y	36,956.18	36,638.69	3
3,494.612	LEGG MASON BW GLOBAL OPPORTUNITIES BOND IS	38,440.73	36,091.80	3
3,646.844	LEGG MASON BW ALTERNATIVE CREDIT	37,526.02	36,888.49	3
5,167.878	PRUDENTIAL FUNDS TOTAL RETURN BOND CL Q	74,727.52	73,980.69	6
6,379.971	WESTERN ASSET CORE PLUS BOND IS	75,156.06	74,959.20	6
		485,971.33	480,444.43	38
MUTUAL FUND - DOMESTIC EQUITY				
3,758.459	ALGER FUNDS SMALL CAP FOCUS Z	54,009.06	42,932.97	4
3,250.267	ALGER FUNDS SPECTRA Z	64,322.78	58,754.31	5
2,215.877	BRANDES FUNDS INTERNATIONAL SMALL CAP R6	31,465.45	29,529.75	2
2,822.226	BRANDES FUNDS EMERGING MARKETS VALUE R6	24,863.81	22,545.23	2
2,508.63	COLUMBIA CONTRARIAN CORE	63,593.77	57,307.91	5
1,670.485	OAKMARK SELECT FUND-INSTITUTIONAL	75,505.92	73,384.42	6

TRUST EB FORMAT

Statement Period
Account Number

07/01/2016 through 06/30/2017
115150007300

Asset Detail As Of 06/30/2017

UNITS/BOOK VALUE	DESCRIPTION	MARKET VALUE	AVG COST	% OF PORT
1,571.091	HARTFORD FUNDS MIDCAP CLASS Y	52,600.13	48,039.98	4
748.49	UNDISCOVERED MANAGERS BEHAVIORAL VALUE R6	49,759.62	45,120.91	4
		416,120.54	377,615.48	33
MUTUAL FUND - INTERNATIONAL EQUITY				
2,262.2	BRANDES FUNDS INTERNATIONAL EQUITY - R6	38,321.67	34,613.31	3
3,044.837	HARTFORD INTERNATIONAL VALUE - Y	52,005.82	43,616.59	4
1,883.489	CLEARBRIDGE INTERNATIONAL CM CAP - IS	32,659.70	27,828.40	3
951.224	AMERICAN FUNDS NEW PERSPECTIVE F2	39,218.97	35,876.21	3
429.084	AMERICAN FUNDS NEW WORLD F2	25,830.86	22,850.89	2
2,998.439	THORNBURG INVESTMENT INCOME BUILDER I	63,117.14	62,346.90	5
		251,154.16	227,132.30	20
MUTUAL FUND - REAL ESTATE				
4,075.727	COHEN AND STEERS REAL ESTATE SECURITIES - Z	62,154.84	62,669.82	5
2,096.842	PRUDENTIAL FUNDS GLOBAL REAL ESTATE CL Q	50,261.30	50,012.63	4
		112,416.14	112,682.45	9

TRUST EB FORMAT

Statement Period
Account Number

07/01/2016 through 06/30/2017
115150007300

Asset Detail As Of 06/30/2017

UNITS/BOOK VALUE	DESCRIPTION	MARKET VALUE	AVG COST	% OF PORT
	TOTAL INVESTMENTS	1,265,662.17		
	CASH	2,495.58		
	DUE FROM BROKER	0.00		
	DUE TO BROKER	2,495.58		
	NET ASSETS	1,265,662.17		
	TOTAL MARKET VALUE	1,265,662.17		

TRUST EB FORMAT

Statement Period
Account Number

07/01/2016 through 06/30/2017
115150007300

Summary Of Cash Receipts And Disbursements

R E C E I P T S

CASH BALANCE AS OF 07/01/2016			1,522.78
INCOME RECEIVED			
DIVIDENDS	35,081.92		
TOTAL INCOME RECEIPTS		35,081.92	
OTHER CASH RECEIPTS		387,113.00	
PROCEEDS FROM THE DISPOSITION OF ASSETS		261,065.02	
TOTAL RECEIPTS			683,259.94

D I S B U R S E M E N T S

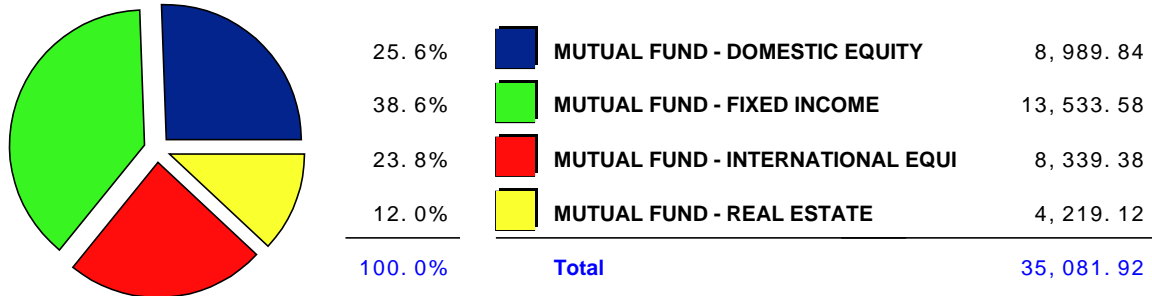
FEES AND OTHER EXPENSES			
ADMINISTRATIVE FEES AND EXPENSES	11,322.39		
TOTAL FEES AND OTHER EXPENSES		11,322.39	
COST OF ACQUISITION OF ASSETS		670,964.75	
TOTAL DISBURSEMENTS			682,287.14
CASH BALANCE AS OF 06/30/2017			2,495.58

TRUST EB FORMAT

Statement Period
Account Number

07/01/2016 through 06/30/2017
115150007300

Schedule Of Income Income Allocation



Income Schedule

DATE	DESCRIPTION	CASH RECEIVED	INCOME EARNED	MARKET / COST BASIS
DIVIDENDS				
MUTUAL FUND - FIXED INCOME				
BLACKROCK TOTAL RETURN - K				
07/05/2016	DIVIDEND ON 3,778.706 SHS BLACKROCK TOTAL RETURN - K AT .000877 PER SHARE EFFECTIVE 07/01/2016	3.31		
08/01/2016	DIVIDEND ON 3,776.971 SHS BLACKROCK TOTAL RETURN - K AT .028131 PER SHARE EFFECTIVE 07/29/2016	106.25		
09/01/2016	DIVIDEND ON 3,781.945 SHS BLACKROCK TOTAL RETURN - K AT .029289 PER SHARE EFFECTIVE 08/31/2016	110.77		
10/03/2016	DIVIDEND ON 3,787.269 SHS BLACKROCK TOTAL RETURN - K AT .026013 PER SHARE EFFECTIVE 09/30/2016	98.52		

TRUST EB FORMAT

Statement Period
Account Number

07/01/2016 through 06/30/2017
115150007300

Schedule Of Income

DATE	DESCRIPTION	CASH RECEIVED	INCOME EARNED	MARKET / COST BASIS
11/01/2016	DIVIDEND ON 3,961.624 SHS BLACKROCK TOTAL RETURN - K AT .028521 PER SHARE EFFECTIVE 10/31/2016	112.99		
12/01/2016	DIVIDEND ON 3,967.291 SHS BLACKROCK TOTAL RETURN - K AT .029688 PER SHARE EFFECTIVE 11/30/2016	117.78		
01/03/2017	DIVIDEND ON 5,975.15 SHS BLACKROCK TOTAL RETURN - K AT .02769 PER SHARE EFFECTIVE 12/30/2016	165.45		
02/01/2017	DIVIDEND ON 5,983.845 SHS BLACKROCK TOTAL RETURN - K AT .028831 PER SHARE EFFECTIVE 01/31/2017	172.52		
03/01/2017	DIVIDEND ON 5,993.088 SHS BLACKROCK TOTAL RETURN - K AT .026224 PER SHARE EFFECTIVE 02/28/2017	157.16		
04/03/2017	DIVIDEND ON 6,000.781 SHS BLACKROCK TOTAL RETURN - K AT .031809 PER SHARE EFFECTIVE 03/31/2017	190.88		
05/01/2017	DIVIDEND ON 6,310.971 SHS BLACKROCK TOTAL RETURN - K AT .026663 PER SHARE EFFECTIVE 04/28/2017	168.27		
06/01/2017	DIVIDEND ON 6,319.563 SHS BLACKROCK TOTAL RETURN - K AT .028285 PER SHARE EFFECTIVE 05/31/2017	178.75		
07/03/2017	DIVIDEND ON 6,328.937 SHS BLACKROCK TOTAL RETURN - K AT .028845 PER SHARE EFFECTIVE 06/30/2017	182.56		
	SECURITY TOTAL	1,765.21	1,765.21	

Statement Period
Account Number

07/01/2016 through 06/30/2017
115150007300

Schedule Of Income

DATE	DESCRIPTION	CASH RECEIVED	INCOME EARNED	MARKET / COST BASIS
	BLACKROCK TOTAL RETURN			
08/02/2016	DIVIDEND ON BLACKROCK TOTAL RETURN EFFECTIVE 07/29/2016	0.04		
	SECURITY TOTAL	0.04	0.04	
	BLACKROCK STRATEGIC INCOME FUND			
08/02/2016	DIVIDEND ON BLACKROCK STRATEGIC INCOME FUND EFFECTIVE 07/29/2016	0.02		
	SECURITY TOTAL	0.02	0.02	
	BLACKROCK STRATEGIC INCOME OPPTS - K			
07/05/2016	DIVIDEND ON 1,936.555 SHS BLACKROCK STRATEGIC INCOME OPPTS - K AT .000793 PER SHARE EFFECTIVE 07/01/2016	1.54		
08/01/2016	DIVIDEND ON 1,935.691 SHS BLACKROCK STRATEGIC INCOME OPPTS - K AT .027127 PER SHARE EFFECTIVE 07/29/2016	52.51		
09/01/2016	DIVIDEND ON 1,939.074 SHS BLACKROCK STRATEGIC INCOME OPPTS - K AT .029065 PER SHARE EFFECTIVE 08/31/2016	56.36		
10/03/2016	DIVIDEND ON 1,942.836 SHS BLACKROCK STRATEGIC INCOME OPPTS - K AT .023975 PER SHARE EFFECTIVE 09/30/2016	46.58		
11/15/2016	DIVIDEND ON BLACKROCK STRATEGIC INCOME OPPTS - K EFFECTIVE 10/31/2016	22.22		
	SECURITY TOTAL	179.21	179.21	
	DELAWARE FUNDS DIVERSIFIED INCOME			
07/26/2016	DIVIDEND ON DELAWARE FUNDS DIVERSIFIED INCOME PAYABLE 07/22/2016	25.84		

TRUST EB FORMAT

Statement Period
Account Number

07/01/2016 through 06/30/2017
115150007300

Schedule Of Income

DATE	DESCRIPTION	CASH RECEIVED	INCOME EARNED	MARKET / COST BASIS
	SECURITY TOTAL	25.84	25.84	
	GUGGENHEIM INVESTMENTS MACRO OPPORTUNITIES INST.			
11/01/2016	DIVIDEND ON 1,203.568 SHS GUGGENHEIM INVESTMENTS MACRO OPPORTUNITIES INST. AT .078649 PER SHARE EFFECTIVE 10/31/2016	94.66		
12/01/2016	DIVIDEND ON 1,206.038 SHS GUGGENHEIM INVESTMENTS MACRO OPPORTUNITIES INST. AT .117525 PER SHARE EFFECTIVE 11/30/2016	141.74		
01/03/2017	DIVIDEND ON 1,799.916 SHS GUGGENHEIM INVESTMENTS MACRO OPPORTUNITIES INST. AT .092493 PER SHARE EFFECTIVE 12/30/2016	166.48		
02/01/2017	DIVIDEND ON 1,804.596 SHS GUGGENHEIM INVESTMENTS MACRO OPPORTUNITIES INST. AT .086485 PER SHARE EFFECTIVE 01/31/2017	156.07		
03/01/2017	DIVIDEND ON 1,808.825 SHS GUGGENHEIM INVESTMENTS MACRO OPPORTUNITIES INST. AT .093132 PER SHARE EFFECTIVE 02/28/2017	168.46		
04/03/2017	DIVIDEND ON 1,813.48 SHS GUGGENHEIM INVESTMENTS MACRO OPPORTUNITIES INST. AT .083331 PER SHARE EFFECTIVE 03/31/2017	151.12		
05/01/2017	DIVIDEND ON 2,759.459 SHS GUGGENHEIM INVESTMENTS MACRO OPPORTUNITIES INST. AT .071623 PER SHARE EFFECTIVE 04/28/2017	197.64		
06/01/2017	DIVIDEND ON 2,764.33 SHS GUGGENHEIM INVESTMENTS MACRO OPPORTUNITIES INST. AT .092366 PER SHARE EFFECTIVE 05/31/2017	255.33		
07/03/2017	DIVIDEND ON 2,771.357 SHS GUGGENHEIM INVESTMENTS MACRO OPPORTUNITIES INST. AT .078438 PER SHARE EFFECTIVE 06/30/2017	217.38		

TRUST EB FORMAT

Statement Period
Account Number

07/01/2016 through 06/30/2017
115150007300

Schedule Of Income

DATE	DESCRIPTION	CASH RECEIVED	INCOME EARNED	MARKET / COST BASIS
	SECURITY TOTAL	1,548.88	1,548.88	
	GUGGENHEIM INVESTMENTS INVESTMENT GRADE BOND FUND			
07/05/2016	DIVIDEND ON 2,057.325 SHS GUGGENHEIM INVESTMENTS INVESTMENT GRADE BOND FUND AT .001129 PER SHARE EFFECTIVE 07/01/2016	2.32		
08/01/2016	DIVIDEND ON 2,057.788 SHS GUGGENHEIM INVESTMENTS INVESTMENT GRADE BOND FUND AT .056055 PER SHARE EFFECTIVE 07/29/2016	115.35		
09/01/2016	DIVIDEND ON 2,061.935 SHS GUGGENHEIM INVESTMENTS INVESTMENT GRADE BOND FUND AT .057431 PER SHARE EFFECTIVE 08/31/2016	118.42		
10/03/2016	DIVIDEND ON 2,066.205 SHS GUGGENHEIM INVESTMENTS INVESTMENT GRADE BOND FUND AT .045194 PER SHARE EFFECTIVE 09/30/2016	93.38		
11/01/2016	DIVIDEND ON 2,983.242 SHS GUGGENHEIM INVESTMENTS INVESTMENT GRADE BOND FUND AT .049802 PER SHARE EFFECTIVE 10/31/2016	148.57		
12/01/2016	DIVIDEND ON 2,988.418 SHS GUGGENHEIM INVESTMENTS INVESTMENT GRADE BOND FUND AT .054671 PER SHARE EFFECTIVE 11/30/2016	163.38		
01/03/2017	DIVIDEND ON 4,491.679 SHS GUGGENHEIM INVESTMENTS INVESTMENT GRADE BOND FUND AT .05876 PER SHARE EFFECTIVE 12/30/2016	263.93		
02/01/2017	DIVIDEND ON 4,502.106 SHS GUGGENHEIM INVESTMENTS INVESTMENT GRADE BOND FUND AT .060261 PER SHARE EFFECTIVE 01/31/2017	271.30		

TRUST EB FORMAT

Statement Period
Account Number

07/01/2016 through 06/30/2017
115150007300

Schedule Of Income

DATE	DESCRIPTION	CASH RECEIVED	INCOME EARNED	MARKET / COST BASIS
03/01/2017	DIVIDEND ON 4,512.842 SHS GUGGENHEIM INVESTMENTS INVESTMENT GRADE BOND FUND AT .056098 PER SHARE EFFECTIVE 02/28/2017	253.16		
04/03/2017	DIVIDEND ON 4,522.41 SHS GUGGENHEIM INVESTMENTS INVESTMENT GRADE BOND FUND AT .061231 PER SHARE EFFECTIVE 03/31/2017	276.91		
05/01/2017	DIVIDEND ON 4,013.461 SHS GUGGENHEIM INVESTMENTS INVESTMENT GRADE BOND FUND AT .057509 PER SHARE EFFECTIVE 04/28/2017	230.81		
06/01/2017	DIVIDEND ON 4,022.339 SHS GUGGENHEIM INVESTMENTS INVESTMENT GRADE BOND FUND AT .051778 PER SHARE EFFECTIVE 05/31/2017	208.27		
07/03/2017	DIVIDEND ON 4,029.91 SHS GUGGENHEIM INVESTMENTS INVESTMENT GRADE BOND FUND AT .050068 PER SHARE EFFECTIVE 06/30/2017	201.77		
	SECURITY TOTAL	2,347.57	2,347.57	
	LEGG MASON BW GLOBAL OPPORTUNITIES BOND IS			
12/23/2016	SHORT TERM CAPITAL GAINS DIVIDEND ON 3,301.886 SHS LEGG MASON BW GLOBAL OPPORTUNITIES BOND IS AT .14944 PER SHARE EFFECTIVE 12/22/2016	493.43		
12/23/2016	LONG TERM CAP GAINS DIVIDEND - PRE 5/6/2003 ON 3,301.886 SHS LEGG MASON BW GLOBAL OPPORTUNITIES BOND IS AT .038 PER SHARE EFFECTIVE 12/22/2016	126.50		
04/03/2017	DIVIDEND ON 3,354.356 SHS LEGG MASON BW GLOBAL OPPORTUNITIES BOND IS AT .01646 PER SHARE EFFECTIVE 03/31/2017	55.21		

TRUST EB FORMAT

Statement Period
Account Number

07/01/2016 through 06/30/2017
115150007300

Schedule Of Income

DATE	DESCRIPTION	CASH RECEIVED	INCOME EARNED	MARKET / COST BASIS
07/03/2017	DIVIDEND ON 3,483.127 SHS LEGG MASON BW GLOBAL OPPORTUNITIES BOND IS AT .036268 PER SHARE EFFECTIVE 06/30/2017	126.33		
	SECURITY TOTAL	801.47	801.47	
	LEGG MASON BW ALTERNATIVE CREDIT			
04/03/2017	DIVIDEND ON 2,377.085 SHS LEGG MASON BW ALTERNATIVE CREDIT AT .150952 PER SHARE EFFECTIVE 03/31/2017	358.83		
07/03/2017	DIVIDEND ON 3,611.884 SHS LEGG MASON BW ALTERNATIVE CREDIT AT .0996 PER SHARE EFFECTIVE 06/30/2017	359.74		
	SECURITY TOTAL	718.57	718.57	
	PRUDENTIAL FUNDS TOTAL RETURN BOND CL Q			
08/01/2016	DIVIDEND ON 3,081.77 SHS PRUDENTIAL FUNDS TOTAL RETURN BOND CL Q AT .035444 PER SHARE EFFECTIVE 07/29/2016	109.23		
09/01/2016	DIVIDEND ON 3,085.986 SHS PRUDENTIAL FUNDS TOTAL RETURN BOND CL Q AT .036925 PER SHARE EFFECTIVE 08/31/2016	113.95		
10/03/2016	DIVIDEND ON 3,090.477 SHS PRUDENTIAL FUNDS TOTAL RETURN BOND CL Q AT .035418 PER SHARE EFFECTIVE 09/30/2016	109.46		
11/01/2016	DIVIDEND ON 3,741.275 SHS PRUDENTIAL FUNDS TOTAL RETURN BOND CL Q AT .030834 PER SHARE EFFECTIVE 10/31/2016	115.36		
12/01/2016	DIVIDEND ON 3,745.479 SHS PRUDENTIAL FUNDS TOTAL RETURN BOND CL Q AT .037728 PER SHARE EFFECTIVE 11/30/2016	141.31		

TRUST EB FORMAT

Statement Period
Account Number

07/01/2016 through 06/30/2017
115150007300

Schedule Of Income

DATE	DESCRIPTION	CASH RECEIVED	INCOME EARNED	MARKET / COST BASIS
12/13/2016	SHORT TERM CAPITAL GAINS DIVIDEND ON 5,658.509 SHS PRUDENTIAL FUNDS TOTAL RETURN BOND CL Q AT .077 PER SHARE EFFECTIVE 12/12/2016	440.23		
12/13/2016	LONG TERM CAP GAINS DIVIDEND - PRE 5/6/2003 ON 5,658.509 SHS PRUDENTIAL FUNDS TOTAL RETURN BOND CL Q AT .069 PER SHARE EFFECTIVE 12/12/2016	393.61		
01/03/2017	DIVIDEND ON 5,714.16 SHS PRUDENTIAL FUNDS TOTAL RETURN BOND CL Q AT .033447 PER SHARE EFFECTIVE 12/30/2016	191.12		
02/01/2017	DIVIDEND ON 5,722.375 SHS PRUDENTIAL FUNDS TOTAL RETURN BOND CL Q AT .03552 PER SHARE EFFECTIVE 01/31/2017	203.26		
03/01/2017	DIVIDEND ON 5,731.345 SHS PRUDENTIAL FUNDS TOTAL RETURN BOND CL Q AT .033516 PER SHARE EFFECTIVE 02/28/2017	192.09		
04/03/2017	DIVIDEND ON 5,739.263 SHS PRUDENTIAL FUNDS TOTAL RETURN BOND CL Q AT .038705 PER SHARE EFFECTIVE 03/31/2017	222.14		
04/05/2017	DIVIDEND ON 5,754.852 SHS PRUDENTIAL FUNDS TOTAL RETURN BOND CL Q AT .000968 PER SHARE EFFECTIVE 03/31/2017	5.57		
05/01/2017	DIVIDEND ON 5,139.574 SHS PRUDENTIAL FUNDS TOTAL RETURN BOND CL Q AT .03353 PER SHARE EFFECTIVE 04/28/2017	172.33		
06/01/2017	DIVIDEND ON 5,146.837 SHS PRUDENTIAL FUNDS TOTAL RETURN BOND CL Q AT .035577 PER SHARE EFFECTIVE 05/31/2017	183.11		
07/03/2017	DIVIDEND ON 5,154.76 SHS PRUDENTIAL FUNDS TOTAL RETURN BOND CL Q AT .036797 PER SHARE EFFECTIVE 06/30/2017	189.68		

TRUST EB FORMAT

Statement Period
Account Number

07/01/2016 through 06/30/2017
115150007300

Schedule Of Income

DATE	DESCRIPTION	CASH RECEIVED	INCOME EARNED	MARKET / COST BASIS
	SECURITY TOTAL	2,782.45	2,782.45	
	FRANKLIN TEMPLETON MUTUAL FDS. GLOBAL BOND R6			
07/18/2016	DIVIDEND ON 3,673.492 SHS FRANKLIN TEMPLETON MUTUAL FDS. GLOBAL BOND R6 AT .024 PER SHARE EFFECTIVE 07/15/2016	88.16		
08/16/2016	DIVIDEND ON 3,677.44 SHS FRANKLIN TEMPLETON MUTUAL FDS. GLOBAL BOND R6 AT .024 PER SHARE EFFECTIVE 08/15/2016	88.26		
09/16/2016	DIVIDEND ON 3,681.359 SHS FRANKLIN TEMPLETON MUTUAL FDS. GLOBAL BOND R6 AT .0239 PER SHARE EFFECTIVE 09/15/2016	87.98		
10/18/2016	DIVIDEND ON .5 SHS FRANKLIN TEMPLETON MUTUAL FDS. GLOBAL BOND R6 AT .024 PER SHARE EFFECTIVE 10/17/2016	0.01		
	SECURITY TOTAL	264.41	264.41	
	WESTERN ASSET WESTERN ASSET CORE PLUS BOND			
08/02/2016	DIVIDEND ON WESTERN ASSET WESTERN ASSET CORE PLUS BOND EFFECTIVE 07/29/2016	0.06		
	SECURITY TOTAL	0.06	0.06	
	WESTERN ASSET CORE PLUS BOND IS			
08/01/2016	DIVIDEND ON 3,805.759 SHS WESTERN ASSET CORE PLUS BOND IS AT .033652 PER SHARE EFFECTIVE 07/29/2016	128.07		
09/01/2016	DIVIDEND ON 3,812.578 SHS WESTERN ASSET CORE PLUS BOND IS AT .032466 PER SHARE EFFECTIVE 08/31/2016	123.78		

TRUST EB FORMAT

Statement Period
Account Number

07/01/2016 through 06/30/2017
115150007300

Schedule Of Income

DATE	DESCRIPTION	CASH RECEIVED	INCOME EARNED	MARKET / COST BASIS
10/03/2016	DIVIDEND ON 3,818.953 SHS WESTERN ASSET CORE PLUS BOND IS AT .03177 PER SHARE EFFECTIVE 09/30/2016	121.33		
11/01/2016	DIVIDEND ON 4,622.606 SHS WESTERN ASSET CORE PLUS BOND IS AT .026329 PER SHARE EFFECTIVE 10/31/2016	121.71		
12/01/2016	DIVIDEND ON 4,628.339 SHS WESTERN ASSET CORE PLUS BOND IS AT .077237 PER SHARE EFFECTIVE 11/30/2016	357.48		
12/09/2016	SHORT TERM CAPITAL GAINS DIVIDEND ON 7,005.704 SHS WESTERN ASSET CORE PLUS BOND IS AT .032 PER SHARE EFFECTIVE 12/08/2016	224.18		
12/09/2016	LONG TERM CAP GAINS DIVIDEND - PRE 5/6/2003 ON 7,005.704 SHS WESTERN ASSET CORE PLUS BOND IS AT .086 PER SHARE EFFECTIVE 12/08/2016	603.75		
01/03/2017	DIVIDEND ON 7,073.434 SHS WESTERN ASSET CORE PLUS BOND IS AT .030661 PER SHARE EFFECTIVE 12/30/2016	216.88		
02/01/2017	DIVIDEND ON 7,085.806 SHS WESTERN ASSET CORE PLUS BOND IS AT .027294 PER SHARE EFFECTIVE 01/31/2017	193.40		
03/01/2017	DIVIDEND ON 7,096.029 SHS WESTERN ASSET CORE PLUS BOND IS AT .028171 PER SHARE EFFECTIVE 02/28/2017	199.90		
04/03/2017	DIVIDEND ON 7,106.502 SHS WESTERN ASSET CORE PLUS BOND IS AT .032131 PER SHARE EFFECTIVE 03/31/2017	228.34		
05/01/2017	DIVIDEND ON 6,342.068 SHS WESTERN ASSET CORE PLUS BOND IS AT .028451 PER SHARE EFFECTIVE 04/28/2017	180.44		

TRUST EB FORMAT

Statement Period
Account Number

07/01/2016 through 06/30/2017
115150007300

Schedule Of Income

DATE	DESCRIPTION	CASH RECEIVED	INCOME EARNED	MARKET / COST BASIS
06/01/2017	DIVIDEND ON 6,351.735 SHS WESTERN ASSET CORE PLUS BOND IS AT .030448 PER SHARE EFFECTIVE 05/31/2017	193.40		
07/03/2017	DIVIDEND ON 6,362.383 SHS WESTERN ASSET CORE PLUS BOND IS AT .032565 PER SHARE EFFECTIVE 06/30/2017	207.19		
	SECURITY TOTAL	3,099.85	3,099.85	
	TOTAL MUTUAL FUND - FIXED INCOME	13,533.58	13,533.58	
	MUTUAL FUND - DOMESTIC EQUITY ALGER FUNDS SPECTRA Z			
12/16/2016	LONG TERM CAP GAINS DIVIDEND - PRE 5/6/2003 ON 3,363.995 SHS ALGER FUNDS SPECTRA Z AT .3441 PER SHARE EFFECTIVE 12/14/2016	1,158.32		
	SECURITY TOTAL	1,158.32	1,158.32	
	BRANDES FUNDS INTERNATIONAL SMALL CAP R6			
12/06/2016	SHORT TERM CAPITAL GAINS DIVIDEND ON 1,470.704 SHS BRANDES FUNDS INTERNATIONAL SMALL CAP R6 AT .12746 PER SHARE EFFECTIVE 12/02/2016	187.46		
12/06/2016	LONG TERM CAP GAINS DIVIDEND - PRE 5/6/2003 ON 1,470.704 SHS BRANDES FUNDS INTERNATIONAL SMALL CAP R6 AT .15362 PER SHARE EFFECTIVE 12/02/2016	225.93		
01/04/2017	DIVIDEND ON 2,228.784 SHS BRANDES FUNDS INTERNATIONAL SMALL CAP R6 AT .219461 PER SHARE EFFECTIVE 12/30/2016	489.13		
04/04/2017	DIVIDEND ON 2,259.895 SHS BRANDES FUNDS INTERNATIONAL SMALL CAP R6 AT .07005 PER SHARE EFFECTIVE 03/31/2017	158.31		

Statement Period
Account Number

07/01/2016 through 06/30/2017
115150007300

Schedule Of Income

DATE	DESCRIPTION	CASH RECEIVED	INCOME EARNED	MARKET / COST BASIS
07/05/2017	DIVIDEND ON 2,206.983 SHS BRANDES FUNDS INTERNATIONAL SMALL CAP R6 AT .057223 PER SHARE EFFECTIVE 06/30/2017	126.29		
	SECURITY TOTAL	1,187.12	1,187.12	
	BRANDES FUNDS EMERGING MARKETS VALUE R6			
01/04/2017	DIVIDEND ON 2,930.632 SHS BRANDES FUNDS EMERGING MARKETS VALUE R6 AT .076014 PER SHARE EFFECTIVE 12/30/2016	222.77		
07/05/2017	DIVIDEND ON 2,811.193 SHS BRANDES FUNDS EMERGING MARKETS VALUE R6 AT .034576 PER SHARE EFFECTIVE 06/30/2017	97.20		
	SECURITY TOTAL	319.97	319.97	
	COLUMBIA CONTRARIAN CORE			
12/15/2016	DIVIDEND ON 2,566.739 SHS COLUMBIA CONTRARIAN CORE AT .24009 PER SHARE EFFECTIVE 12/13/2016	616.25		
12/15/2016	SHORT TERM CAPITAL GAINS DIVIDEND ON 2,566.739 SHS COLUMBIA CONTRARIAN CORE AT .01871 PER SHARE EFFECTIVE 12/13/2016	48.02		
12/15/2016	LONG TERM CAP GAINS DIVIDEND - PRE 5/6/2003 ON 2,566.739 SHS COLUMBIA CONTRARIAN CORE AT .15328 PER SHARE EFFECTIVE 12/13/2016	393.43		
	SECURITY TOTAL	1,057.70	1,057.70	
	OAKMARK SELECT			
11/30/2016	DIVIDEND ON 1,156.006 SHS OAKMARK SELECT AT .4042 PER SHARE EFFECTIVE 11/28/2016	467.26		

TRUST EB FORMAT

Statement Period
Account Number

07/01/2016 through 06/30/2017
115150007300

Schedule Of Income

DATE	DESCRIPTION	CASH RECEIVED	INCOME EARNED	MARKET / COST BASIS
11/30/2016	LONG TERM CAP GAINS DIVIDEND - PRE 5/6/2003 ON 1,156.006 SHS OAKMARK SELECT AT 1.697 PER SHARE EFFECTIVE 11/28/2016	1,961.74		
	SECURITY TOTAL	2,429.00	2,429.00	
	HARTFORD FUNDS MIDCAP CLASS Y			
12/20/2016	LONG TERM CAP GAINS DIVIDEND - PRE 5/6/2003 ON 1,582.101 SHS HARTFORD FUNDS MIDCAP CLASS Y AT .78022 PER SHARE EFFECTIVE 12/16/2016	1,234.39		
	SECURITY TOTAL	1,234.39	1,234.39	
	UNDISCOVERED MANAGERS BEHAVIORAL VALUE R6			
12/16/2016	SHORT TERM CAPITAL GAINS DIVIDEND ON 742.667 SHS UNDISCOVERED MANAGERS BEHAVIORAL VALUE R6 AT .79829 PER SHARE EFFECTIVE 12/14/2016	593.24		
12/16/2016	LONG TERM CAP GAINS DIVIDEND - PRE 5/6/2003 ON 742.667 SHS UNDISCOVERED MANAGERS BEHAVIORAL VALUE R6 AT .65382 PER SHARE EFFECTIVE 12/14/2016	485.88		
12/22/2016	DIVIDEND ON 759.107 SHS UNDISCOVERED MANAGERS BEHAVIORAL VALUE R6 AT .69058 PER SHARE EFFECTIVE 12/20/2016	524.22		
	SECURITY TOTAL	1,603.34	1,603.34	
	TOTAL MUTUAL FUND - DOMESTIC EQUITY	8,989.84	8,989.84	
	MUTUAL FUND - INTERNATIONAL EQUITY BRANDES FUNDS INTERNATIONAL EQUITY - R6			
10/04/2016	DIVIDEND ON 2,559.124 SHS BRANDES FUNDS INTERNATIONAL EQUITY - R6 AT .078118 PER SHARE EFFECTIVE 09/30/2016	199.91		

TRUST EB FORMAT

Statement Period
Account Number

07/01/2016 through 06/30/2017
115150007300

Schedule Of Income

DATE	DESCRIPTION	CASH RECEIVED	INCOME EARNED	MARKET / COST BASIS
01/04/2017	DIVIDEND ON 2,224.553 SHS BRANDES FUNDS INTERNATIONAL EQUITY - R6 AT .245309 PER SHARE EFFECTIVE 12/30/2016	545.70		
04/04/2017	DIVIDEND ON 2,252.998 SHS BRANDES FUNDS INTERNATIONAL EQUITY - R6 AT .074467 PER SHARE EFFECTIVE 03/31/2017	167.77		
07/05/2017	DIVIDEND ON 2,238.669 SHS BRANDES FUNDS INTERNATIONAL EQUITY - R6 AT .178061 PER SHARE EFFECTIVE 06/30/2017	398.62		
	SECURITY TOTAL	1,312.00	1,312.00	
	BRANDES FUNDS INTERNATIONAL SMALL CAP EQUITY			
10/04/2016	DIVIDEND ON 1,495.797 SHS BRANDES FUNDS INTERNATIONAL SMALL CAP EQUITY AT .019802 PER SHARE EFFECTIVE 09/30/2016	29.62		
	SECURITY TOTAL	29.62	29.62	
	BRANDES FUNDS EMERGING MARKETS FUND CLASS I			
10/04/2016	DIVIDEND ON 2,088.997 SHS BRANDES FUNDS EMERGING MARKETS FUND CLASS I AT .030868 PER SHARE EFFECTIVE 09/30/2016	64.48		
	SECURITY TOTAL	64.48	64.48	
	HARTFORD INTERNATIONAL VALUE - Y			
12/20/2016	SHORT TERM CAPITAL GAINS DIVIDEND ON 3,026.2 SHS HARTFORD INTERNATIONAL VALUE - Y AT .12344 PER SHARE EFFECTIVE 12/16/2016	373.55		
12/20/2016	LONG TERM CAP GAINS DIVIDEND - PRE 5/6/2003 ON 3,026.2 SHS HARTFORD INTERNATIONAL VALUE - Y AT .31802 PER SHARE EFFECTIVE 12/16/2016	962.39		

TRUST EB FORMAT

Statement Period
Account Number

07/01/2016 through 06/30/2017
115150007300

Schedule Of Income

DATE	DESCRIPTION	CASH RECEIVED	INCOME EARNED	MARKET / COST BASIS
12/30/2016	DIVIDEND ON 3,112.446 SHS HARTFORD INTERNATIONAL VALUE - Y AT .348472 PER SHARE EFFECTIVE 12/28/2016	1,084.60		
	SECURITY TOTAL	2,420.54	2,420.54	
	CLEARBRIDGE INTERNATIONAL CM CAP - IS			
12/22/2016	DIVIDEND ON 1,895.845 SHS CLEARBRIDGE INTERNATIONAL CM CAP - IS AT .360787 PER SHARE EFFECTIVE 12/21/2016	684.00		
	SECURITY TOTAL	684.00	684.00	
	AMERICAN FUNDS NEW PERSPECTIVE F2			
12/27/2016	DIVIDEND ON 955.627 SHS AMERICAN FUNDS NEW PERSPECTIVE F2 AT .382 PER SHARE EFFECTIVE 12/22/2016	365.05		
12/27/2016	LONG TERM CAP GAINS DIVIDEND - PRE 5/6/2003 ON 955.627 SHS AMERICAN FUNDS NEW PERSPECTIVE F2 AT 1.0754 PER SHARE EFFECTIVE 12/22/2016	1,027.68		
	SECURITY TOTAL	1,392.73	1,392.73	
	AMERICAN FUNDS NEW WORLD F2			
12/27/2016	DIVIDEND ON 438.309 SHS AMERICAN FUNDS NEW WORLD F2 AT .6558 PER SHARE EFFECTIVE 12/22/2016	287.44		
	SECURITY TOTAL	287.44	287.44	
	THORNBURG INVESTMENT INCOME BUILDER I			
09/28/2016	DIVIDEND ON 1,986.133 SHS THORNBURG INVESTMENT INCOME BUILDER I AT .212609 PER SHARE EFFECTIVE 09/26/2016	422.27		

TRUST EB FORMAT

Statement Period
Account Number

07/01/2016 through 06/30/2017
115150007300

Schedule Of Income

DATE	DESCRIPTION	CASH RECEIVED	INCOME EARNED	MARKET / COST BASIS
12/28/2016	DIVIDEND ON 2,948.717 SHS THORNBURG INVESTMENT INCOME BUILDER I AT .177654 PER SHARE EFFECTIVE 12/23/2016	523.85		
03/28/2017	DIVIDEND ON 2,966.65 SHS THORNBURG INVESTMENT INCOME BUILDER I AT .186641 PER SHARE EFFECTIVE 03/24/2017	553.70		
06/27/2017	DIVIDEND ON 2,967.663 SHS THORNBURG INVESTMENT INCOME BUILDER I AT .218606 PER SHARE EFFECTIVE 06/23/2017	648.75		
	SECURITY TOTAL	2,148.57	2,148.57	
	TOTAL MUTUAL FUND - INTERNATIONAL EQUITY	8,339.38	8,339.38	
	MUTUAL FUND - REAL ESTATE			
	COHEN AND STEERS REAL ESTATE SECURITIES - Z			
10/04/2016	DIVIDEND ON 1,682.1 SHS COHEN AND STEERS REAL ESTATE SECURITIES - Z AT 0.09 PER SHARE EFFECTIVE 09/30/2016	151.39		
12/12/2016	DIVIDEND ON 3,899.03 SHS COHEN AND STEERS REAL ESTATE SECURITIES - Z AT .161 PER SHARE EFFECTIVE 12/08/2016	627.74		
12/12/2016	SHORT TERM CAPITAL GAINS DIVIDEND ON 3,899.03 SHS COHEN AND STEERS REAL ESTATE SECURITIES - Z AT .127 PER SHARE EFFECTIVE 12/08/2016	495.18		
12/12/2016	LONG TERM CAP GAINS DIVIDEND - PRE 5/6/2003 ON 3,899.03 SHS COHEN AND STEERS REAL ESTATE SECURITIES - Z AT .106 PER SHARE EFFECTIVE 12/08/2016	413.30		
04/04/2017	DIVIDEND ON 3,990.421 SHS COHEN AND STEERS REAL ESTATE SECURITIES - Z AT 0.11 PER SHARE EFFECTIVE 03/31/2017	438.95		

TRUST EB FORMAT

Statement Period
Account Number

07/01/2016 through 06/30/2017
115150007300

Schedule Of Income

DATE	DESCRIPTION	CASH RECEIVED	INCOME EARNED	MARKET / COST BASIS
07/05/2017	DIVIDEND ON 4,050.231 SHS COHEN AND STEERS REAL ESTATE SECURITIES - Z AT .096 PER SHARE EFFECTIVE 06/30/2017	388.82		
	SECURITY TOTAL	2,515.38	2,515.38	
	PRUDENTIAL FUNDS GLOBAL REAL ESTATE CL Q			
07/25/2016	DIVIDEND ON 1,078.776 SHS PRUDENTIAL FUNDS GLOBAL REAL ESTATE CL Q AT .15104 PER SHARE EFFECTIVE 07/22/2016	162.94		
10/24/2016	DIVIDEND ON 1,327.694 SHS PRUDENTIAL FUNDS GLOBAL REAL ESTATE CL Q AT .11802 PER SHARE EFFECTIVE 10/21/2016	156.69		
12/12/2016	DIVIDEND ON 1,996.842 SHS PRUDENTIAL FUNDS GLOBAL REAL ESTATE CL Q AT .37359 PER SHARE EFFECTIVE 12/09/2016	746.00		
12/12/2016	LONG TERM CAP GAINS DIVIDEND - PRE 5/6/2003 ON 1,996.842 SHS PRUDENTIAL FUNDS GLOBAL REAL ESTATE CL Q AT .285 PER SHARE EFFECTIVE 12/09/2016	570.08		
01/23/2017	DIVIDEND ON 2,051.576 SHS PRUDENTIAL FUNDS GLOBAL REAL ESTATE CL Q AT .00624 PER SHARE EFFECTIVE 01/20/2017	12.80		
04/18/2017	DIVIDEND ON 2,098.347 SHS PRUDENTIAL FUNDS GLOBAL REAL ESTATE CL Q AT .02632 PER SHARE EFFECTIVE 04/17/2017	55.23		
	SECURITY TOTAL	1,703.74	1,703.74	
	TOTAL MUTUAL FUND - REAL ESTATE	4,219.12	4,219.12	
	TOTAL DIVIDENDS	35,081.92	35,081.92	
	TOTAL INCOME	35,081.92	35,081.92	

TRUST EB FORMAT

Statement Period
Account Number

07/01/2016 through 06/30/2017
115150007300

Schedule Of Other Additions

DATE	DESCRIPTION	CASH
12/07/2016	RECEIVED FROM ANTELOPE VALLEY COLLEGE	387,113.00
TOTAL OTHER ADDITIONS		387,113.00

Statement Period
Account Number

07/01/2016 through 06/30/2017
115150007300

Schedule Of Fees And Other Expenses

DATE	DESCRIPTION	CASH
	ADMINISTRATIVE FEES AND EXPENSES	
07/13/2016	MONTHLY FEE TO BENEFIT TRUST COMPANY JUNE 2016	111.40
07/13/2016	MONTHLY FEE TO KEENAN AND ASSOCIATES JUNE 2016	456.49
07/13/2016	MONTHLY FEE TO MORGAN STANLEY JUNE 2016	189.82
08/11/2016	MONTHLY FEE TO BENEFIT TRUST COMPANY JULY 2016	193.61
08/11/2016	MONTHLY FEE TO KEENAN AND ASSOCIATES JULY 2016	467.11
08/11/2016	MONTHLY FEE TO MORGAN STANLEY JULY 2016	114.72
09/14/2016	MONTHLY FEE TO BENEFIT TRUST COMPANY AUGUST 2016	194.37
09/14/2016	MONTHLY FEE TO KEENAN AND ASSOCIATES AUGUST 2016	469.24
09/14/2016	MONTHLY FEE TO MORGAN STANLEY AUGUST 2016	115.39
10/12/2016	MONTHLY FEE TO BENEFIT TRUST COMPANY SEPTEMBER 2016	194.92
10/12/2016	MONTHLY FEE TO KEENAN AND ASSOCIATES SEPTEMBER 2016	470.78
10/12/2016	MONTHLY FEE TO MORGAN STANLEY SEPTEMBER 2016	115.87
11/16/2016	MONTHLY FEE TO BENEFIT TRUST COMPANY OCTOBER 2016	193.02
11/16/2016	MONTHLY FEE TO KEENAN AND ASSOCIATES OCTOBER 2016	465.47
11/16/2016	MONTHLY FEE TO MORGAN STANLEY OCTOBER 2016	114.21
12/15/2016	MONTHLY FEE TO BENEFIT TRUST COMPANY NOVEMBER 2016	193.10

Statement Period
Account Number

07/01/2016 through 06/30/2017
115150007300

Schedule Of Fees And Other Expenses

DATE	DESCRIPTION	CASH
12/15/2016	MONTHLY FEE TO KEENAN AND ASSOCIATES NOVEMBER 2016	465.69
12/15/2016	MONTHLY FEE TO MORGAN STANLEY NOVEMBER 2016	114.28
01/19/2017	MONTHLY FEE TO KEENAN AND ASSOCIATES DECEMBER 2016	650.52
01/19/2017	MONTHLY FEE TO MORGAN STANLEY EFFECTIVE 01/18/2017 DECEMBER 2016	172.04
01/19/2017	MONTHLY FEE TO BENEFIT TRUST COMPANY EFFECTIVE 01/18/2017 DECEMBER 2016	259.11
02/09/2017	MONTHLY FEE TO BENEFIT TRUST COMPANY JANUARY 2017	262.47
02/09/2017	MONTHLY FEE TO KEENAN AND ASSOCIATES JANUARY 2017	659.93
02/09/2017	MONTHLY FEE TO MORGAN STANLEY JANUARY 2017	174.98
03/10/2017	MONTHLY FEE TO BENEFIT TRUST COMPANY FEBRUARY 2017	265.89
03/10/2017	MONTHLY FEE TO KEENAN AND ASSOCIATES FEBRUARY 2017	669.48
03/10/2017	MONTHLY FEE TO MORGAN STANLEY FEBRUARY 2017	177.96
04/11/2017	MONTHLY FEE TO BENEFIT TRUST COMPANY MARCH 2017	267.24
04/11/2017	MONTHLY FEE TO KEENAN AND ASSOCIATES MARCH 2017	673.28
04/11/2017	MONTHLY FEE TO MORGAN STANLEY MARCH 2017	179.15
05/09/2017	MONTHLY FEE TO BENEFIT TRUST COMPANY APRIL 2017	269.33
05/09/2017	MONTHLY FEE TO KEENAN AND ASSOCIATES APRIL 2017	679.13

Statement Period
Account Number

07/01/2016 through 06/30/2017
115150007300

Schedule Of Fees And Other Expenses

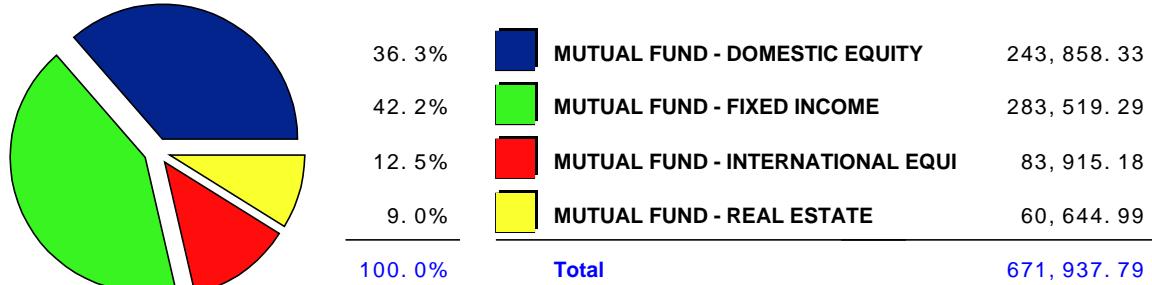
DATE	DESCRIPTION	CASH
05/09/2017	MONTHLY FEE TO MORGAN STANLEY APRIL 2017	180.98
06/13/2017	MONTHLY FEE TO BENEFIT TRUST COMPANY MAY 2017	271.89
06/13/2017	MONTHLY FEE TO KEENAN AND ASSOCIATES MAY 2017	686.30
06/13/2017	MONTHLY FEE TO MORGAN STANLEY MAY 2017	183.22
TOTAL ADMINISTRATIVE FEES AND EXPENSES		11,322.39
TOTAL FEES AND OTHER EXPENSES		11,322.39

Statement Period
Account Number

07/01/2016 through 06/30/2017
115150007300

Schedule Of Purchases

Purchase Allocation



Purchase Schedule

TRADE DATE	SETTLMT DATE	DESCRIPTION	UNITS	AVG COST
MUTUAL FUND - FIXED INCOME				
BLACKROCK TOTAL RETURN - K				
07/01/2016	07/05/2016	PURCHASED .278 SHS BLACKROCK TOTAL RETURN - K ON 07/01/2016 AT 11.94 FOR REINVESTMENT	.278	3.31
07/05/2016	07/06/2016	PURCHASED 1.247 SHS BLACKROCK TOTAL RETURN - K ON 07/05/2016 AT 12.01	1.247	14.98
07/07/2016	07/08/2016	PURCHASED .535 SHS BLACKROCK TOTAL RETURN - K ON 07/07/2016 AT 12.01	.535	6.43
07/29/2016	08/01/2016	PURCHASED 8.847 SHS BLACKROCK TOTAL RETURN - K ON 07/29/2016 AT 12.01 FOR REINVESTMENT	8.847	106.25
08/03/2016	08/04/2016	PURCHASED .003 SHS BLACKROCK TOTAL RETURN - K ON 08/03/2016 AT 11.96	.003	0.04

Statement Period
Account Number

07/01/2016 through 06/30/2017
115150007300

Schedule Of Purchases

TRADE DATE	SETTLMT DATE	DESCRIPTION	UNITS	AVG COST
08/31/2016	09/01/2016	PURCHASED 9.254 SHS BLACKROCK TOTAL RETURN - K ON 08/31/2016 AT 11.97 FOR REINVESTMENT	9.254	110.77
09/30/2016	10/03/2016	PURCHASED 8.244 SHS BLACKROCK TOTAL RETURN - K ON 09/30/2016 AT 11.95 FOR REINVESTMENT	8.244	98.52
10/13/2016	10/14/2016	PURCHASED 169.943 SHS BLACKROCK TOTAL RETURN - K ON 10/13/2016 AT 11.91	169.943	2,024.02
10/21/2016	10/24/2016	PURCHASED .107 SHS BLACKROCK TOTAL RETURN - K ON 10/21/2016 AT 11.91	.107	1.28
10/31/2016	11/01/2016	PURCHASED 9.535 SHS BLACKROCK TOTAL RETURN - K ON 10/31/2016 AT 11.85 FOR REINVESTMENT	9.535	112.99
11/30/2016	12/01/2016	PURCHASED 10.18 SHS BLACKROCK TOTAL RETURN - K ON 11/30/2016 AT 11.57 FOR REINVESTMENT	10.18	117.78
12/07/2016	12/08/2016	PURCHASED 2,001.708 SHS BLACKROCK TOTAL RETURN - K ON 12/07/2016 AT 11.60	2,001.708	23,219.81
12/30/2016	01/03/2017	PURCHASED 14.288 SHS BLACKROCK TOTAL RETURN - K ON 12/30/2016 AT 11.58 FOR REINVESTMENT	14.288	165.45
01/31/2017	02/01/2017	PURCHASED 14.898 SHS BLACKROCK TOTAL RETURN - K ON 01/31/2017 AT 11.58 FOR REINVESTMENT	14.898	172.52
02/28/2017	03/01/2017	PURCHASED 13.49 SHS BLACKROCK TOTAL RETURN - K ON 02/28/2017 AT 11.65 FOR REINVESTMENT	13.49	157.16
03/31/2017	04/03/2017	PURCHASED 16.427 SHS BLACKROCK TOTAL RETURN - K ON 03/31/2017 AT 11.62 FOR REINVESTMENT	16.427	190.88
04/07/2017	04/10/2017	PURCHASED 299.538 SHS BLACKROCK TOTAL RETURN - K ON 04/07/2017 AT 11.63	299.538	3,483.63

TRUST EB FORMAT

Statement Period
Account Number

07/01/2016 through 06/30/2017
115150007300

Schedule Of Purchases

TRADE DATE	SETTLMT DATE	DESCRIPTION	UNITS	AVG COST
04/28/2017	05/01/2017	PURCHASED 14.407 SHS BLACKROCK TOTAL RETURN - K ON 04/28/2017 AT 11.68 FOR REINVESTMENT	14.407	168.27
05/31/2017	06/01/2017	PURCHASED 15.2 SHS BLACKROCK TOTAL RETURN - K ON 05/31/2017 AT 11.76 FOR REINVESTMENT	15.2	178.75
06/30/2017	07/03/2017	PURCHASED 15.55 SHS BLACKROCK TOTAL RETURN - K ON 06/30/2017 AT 11.74 FOR REINVESTMENT	15.55	182.56
TOTAL			2,623.679	30,515.40
BLACKROCK STRATEGIC INCOME OPPS - K				
07/01/2016	07/05/2016	PURCHASED .158 SHS BLACKROCK STRATEGIC INCOME OPPS - K ON 07/01/2016 AT 9.72 FOR REINVESTMENT	.158	1.54
07/05/2016	07/06/2016	PURCHASED .64 SHS BLACKROCK STRATEGIC INCOME OPPS - K ON 07/05/2016 AT 9.75	.64	6.24
07/07/2016	07/08/2016	PURCHASED .275 SHS BLACKROCK STRATEGIC INCOME OPPS - K ON 07/07/2016 AT 9.76	.275	2.68
07/29/2016	08/01/2016	PURCHASED 5.358 SHS BLACKROCK STRATEGIC INCOME OPPS - K ON 07/29/2016 AT 9.80 FOR REINVESTMENT	5.358	52.51
08/03/2016	08/04/2016	PURCHASED .002 SHS BLACKROCK STRATEGIC INCOME OPPS - K ON 08/03/2016 AT 9.78	.002	0.02
08/31/2016	09/01/2016	PURCHASED 5.751 SHS BLACKROCK STRATEGIC INCOME OPPS - K ON 08/31/2016 AT 9.80 FOR REINVESTMENT	5.751	56.36
09/30/2016	10/03/2016	PURCHASED 4.748 SHS BLACKROCK STRATEGIC INCOME OPPS - K ON 09/30/2016 AT 9.81 FOR REINVESTMENT	4.748	46.58
TOTAL			16.932	165.93

Statement Period
Account Number

07/01/2016 through 06/30/2017
115150007300

Schedule Of Purchases

TRADE DATE	SETTLMT DATE	DESCRIPTION	UNITS	AVG COST
		GUGGENHEIM INVESTMENTS MACRO OPPORTUNITIES INST.		
10/13/2016	10/14/2016	PURCHASED 1,203.536 SHS GUGGENHEIM INVESTMENTS MACRO OPPORTUNITIES INST. ON 10/13/2016 AT 26.11	1,203.536	31,424.32
10/21/2016	10/24/2016	PURCHASED .032 SHS GUGGENHEIM INVESTMENTS MACRO OPPORTUNITIES INST. ON 10/21/2016 AT 26.19	.032	0.85
10/31/2016	11/01/2016	PURCHASED 3.617 SHS GUGGENHEIM INVESTMENTS MACRO OPPORTUNITIES INST. ON 10/31/2016 AT 26.17 FOR REINVESTMENT	3.617	94.66
11/30/2016	12/01/2016	PURCHASED 5.408 SHS GUGGENHEIM INVESTMENTS MACRO OPPORTUNITIES INST. ON 11/30/2016 AT 26.21 FOR REINVESTMENT	5.408	141.74
12/07/2016	12/08/2016	PURCHASED 589.644 SHS GUGGENHEIM INVESTMENTS MACRO OPPORTUNITIES INST. ON 12/07/2016 AT 26.27	589.644	15,489.94
12/30/2016	01/03/2017	PURCHASED 6.313 SHS GUGGENHEIM INVESTMENTS MACRO OPPORTUNITIES INST. ON 12/30/2016 AT 26.37 FOR REINVESTMENT	6.313	166.48
01/31/2017	02/01/2017	PURCHASED 5.883 SHS GUGGENHEIM INVESTMENTS MACRO OPPORTUNITIES INST. ON 01/31/2017 AT 26.53 FOR REINVESTMENT	5.883	156.07
02/28/2017	03/01/2017	PURCHASED 6.331 SHS GUGGENHEIM INVESTMENTS MACRO OPPORTUNITIES INST. ON 02/28/2017 AT 26.61 FOR REINVESTMENT	6.331	168.46
03/31/2017	04/03/2017	PURCHASED 5.675 SHS GUGGENHEIM INVESTMENTS MACRO OPPORTUNITIES INST. ON 03/31/2017 AT 26.63 FOR REINVESTMENT	5.675	151.12
04/07/2017	04/10/2017	PURCHASED 942.826 SHS GUGGENHEIM INVESTMENTS MACRO OPPORTUNITIES INST. ON 04/07/2017 AT 26.62	942.826	25,098.03

TRUST EB FORMAT

Statement Period
Account Number

07/01/2016 through 06/30/2017
115150007300

Schedule Of Purchases

TRADE DATE	SETTLMT DATE	DESCRIPTION	UNITS	AVG COST
04/28/2017	05/01/2017	PURCHASED 7.416 SHS GUGGENHEIM INVESTMENTS MACRO OPPORTUNITIES INST. ON 04/28/2017 AT 26.65 FOR REINVESTMENT	7.416	197.64
05/31/2017	06/01/2017	PURCHASED 9.599 SHS GUGGENHEIM INVESTMENTS MACRO OPPORTUNITIES INST. ON 05/31/2017 AT 26.60 FOR REINVESTMENT	9.599	255.33
06/30/2017	07/03/2017	PURCHASED 8.16 SHS GUGGENHEIM INVESTMENTS MACRO OPPORTUNITIES INST. ON 06/30/2017 AT 26.64 FOR REINVESTMENT	8.16	217.38
TOTAL			2,794.44	73,562.02
GUGGENHEIM INVESTMENTS INVESTMENT GRADE BOND FUND				
07/01/2016	07/05/2016	PURCHASED .15 SHS GUGGENHEIM INVESTMENTS INVESTMENT GRADE BOND FUND ON 07/01/2016 AT 18.28 FOR REINVESTMENT	.15	2.32
07/05/2016	07/06/2016	PURCHASED .679 SHS GUGGENHEIM INVESTMENTS INVESTMENT GRADE BOND FUND ON 07/05/2016 AT 18.40	.679	12.49
07/07/2016	07/08/2016	PURCHASED .291 SHS GUGGENHEIM INVESTMENTS INVESTMENT GRADE BOND FUND ON 07/07/2016 AT 18.40	.291	5.36
07/26/2016	07/27/2016	PURCHASED 1.404 SHS GUGGENHEIM INVESTMENTS INVESTMENT GRADE BOND FUND ON 07/26/2016 AT 18.40	1.404	25.84
07/29/2016	08/01/2016	PURCHASED 6.239 SHS GUGGENHEIM INVESTMENTS INVESTMENT GRADE BOND FUND ON 07/29/2016 AT 18.49 FOR REINVESTMENT	6.239	115.35
08/31/2016	09/01/2016	PURCHASED 6.387 SHS GUGGENHEIM INVESTMENTS INVESTMENT GRADE BOND FUND ON 08/31/2016 AT 18.54 FOR REINVESTMENT	6.387	118.42
09/30/2016	10/03/2016	PURCHASED 5.039 SHS GUGGENHEIM INVESTMENTS INVESTMENT GRADE BOND FUND ON 09/30/2016 AT 18.53 FOR REINVESTMENT	5.039	93.38

Statement Period
Account Number

07/01/2016 through 06/30/2017
115150007300

Schedule Of Purchases

TRADE DATE	SETTLMT DATE	DESCRIPTION	UNITS	AVG COST
10/13/2016	10/14/2016	PURCHASED 914.037 SHS GUGGENHEIM INVESTMENTS INVESTMENT GRADE BOND FUND ON 10/13/2016 AT 18.45	914.037	16,863.99
10/21/2016	10/24/2016	PURCHASED .081 SHS GUGGENHEIM INVESTMENTS INVESTMENT GRADE BOND FUND ON 10/21/2016 AT 18.48	.081	1.49
10/31/2016	11/01/2016	PURCHASED 8.074 SHS GUGGENHEIM INVESTMENTS INVESTMENT GRADE BOND FUND ON 10/31/2016 AT 18.40 FOR REINVESTMENT	8.074	148.57
11/30/2016	12/01/2016	PURCHASED 9.037 SHS GUGGENHEIM INVESTMENTS INVESTMENT GRADE BOND FUND ON 11/30/2016 AT 18.08 FOR REINVESTMENT	9.037	163.38
12/07/2016	12/08/2016	PURCHASED 1,497.229 SHS GUGGENHEIM INVESTMENTS INVESTMENT GRADE BOND FUND ON 12/07/2016 AT 18.10	1,497.229	27,099.85
12/30/2016	01/03/2017	PURCHASED 14.59 SHS GUGGENHEIM INVESTMENTS INVESTMENT GRADE BOND FUND ON 12/30/2016 AT 18.09 FOR REINVESTMENT	14.59	263.93
01/31/2017	02/01/2017	PURCHASED 14.948 SHS GUGGENHEIM INVESTMENTS INVESTMENT GRADE BOND FUND ON 01/31/2017 AT 18.15 FOR REINVESTMENT	14.948	271.30
02/28/2017	03/01/2017	PURCHASED 13.879 SHS GUGGENHEIM INVESTMENTS INVESTMENT GRADE BOND FUND ON 02/28/2017 AT 18.24 FOR REINVESTMENT	13.879	253.16
03/31/2017	04/03/2017	PURCHASED 15.181 SHS GUGGENHEIM INVESTMENTS INVESTMENT GRADE BOND FUND ON 03/31/2017 AT 18.24 FOR REINVESTMENT	15.181	276.91
04/28/2017	05/01/2017	PURCHASED 12.578 SHS GUGGENHEIM INVESTMENTS INVESTMENT GRADE BOND FUND ON 04/28/2017 AT 18.35 FOR REINVESTMENT	12.578	230.81

Statement Period
Account Number

07/01/2016 through 06/30/2017
115150007300

Schedule Of Purchases

TRADE DATE	SETTLMT DATE	DESCRIPTION	UNITS	AVG COST
05/31/2017	06/01/2017	PURCHASED 11.282 SHS GUGGENHEIM INVESTMENTS INVESTMENT GRADE BOND FUND ON 05/31/2017 AT 18.46 FOR REINVESTMENT	11.282	208.27
06/30/2017	07/03/2017	PURCHASED 10.924 SHS GUGGENHEIM INVESTMENTS INVESTMENT GRADE BOND FUND ON 06/30/2017 AT 18.47 FOR REINVESTMENT	10.924	201.77
TOTAL			2,542.029	46,356.59
HARTFORD WORLD BOND - Y				
07/05/2016	07/06/2016	PURCHASED .602 SHS HARTFORD WORLD BOND - Y ON 07/05/2016 AT 10.37	.602	6.24
07/07/2016	07/08/2016	PURCHASED .258 SHS HARTFORD WORLD BOND - Y ON 07/07/2016 AT 10.39	.258	2.68
10/13/2016	10/14/2016	PURCHASED 460.159 SHS HARTFORD WORLD BOND - Y ON 10/13/2016 AT 10.39	460.159	4,781.05
10/21/2016	10/24/2016	PURCHASED .061 SHS HARTFORD WORLD BOND - Y ON 10/21/2016 AT 10.41	.061	0.64
12/07/2016	12/08/2016	PURCHASED 1,130.468 SHS HARTFORD WORLD BOND - Y ON 12/07/2016 AT 10.27	1,130.468	11,609.91
04/07/2017	04/10/2017	PURCHASED 169.672 SHS HARTFORD WORLD BOND - Y ON 04/07/2017 AT 10.36	169.672	1,757.80
TOTAL			1,761.22	18,158.32
LEGG MASON BW GLOBAL OPPORTUNITIES BOND IS				
07/05/2016	07/06/2016	PURCHASED .696 SHS LEGG MASON BW GLOBAL OPPORTUNITIES BOND IS ON 07/05/2016 AT 10.76	.696	7.49
07/07/2016	07/08/2016	PURCHASED .299 SHS LEGG MASON BW GLOBAL OPPORTUNITIES BOND IS ON 07/07/2016 AT 10.75	.299	3.21

TRUST EB FORMAT

Statement Period
Account Number

07/01/2016 through 06/30/2017
115150007300

Schedule Of Purchases

TRADE DATE	SETTLMT DATE	DESCRIPTION	UNITS	AVG COST
10/13/2016	10/14/2016	PURCHASED 68.712 SHS LEGG MASON BW GLOBAL OPPORTUNITIES BOND IS ON 10/13/2016 AT 10.80	68.712	742.09
10/21/2016	10/24/2016	PURCHASED .059 SHS LEGG MASON BW GLOBAL OPPORTUNITIES BOND IS ON 10/21/2016 AT 10.83	.059	0.64
12/07/2016	12/08/2016	PURCHASED 1,119,567 SHS LEGG MASON BW GLOBAL OPPORTUNITIES BOND IS ON 12/07/2016 AT 10.37	1,119.567	11,609.91
12/22/2016	12/23/2016	PURCHASED 49.442 SHS LEGG MASON BW GLOBAL OPPORTUNITIES BOND IS ON 12/22/2016 AT 9.98 FOR REINVESTMENT	49.442	493.43
12/22/2016	12/23/2016	PURCHASED 12.675 SHS LEGG MASON BW GLOBAL OPPORTUNITIES BOND IS ON 12/22/2016 AT 9.98 FOR REINVESTMENT	12.675	126.50
03/31/2017	04/03/2017	PURCHASED 5.213 SHS LEGG MASON BW GLOBAL OPPORTUNITIES BOND IS ON 03/31/2017 AT 10.59 FOR REINVESTMENT	5.213	55.21
04/07/2017	04/10/2017	PURCHASED 133.072 SHS LEGG MASON BW GLOBAL OPPORTUNITIES BOND IS ON 04/07/2017 AT 10.52	133.072	1,399.92
06/30/2017	07/03/2017	PURCHASED 11.485 SHS LEGG MASON BW GLOBAL OPPORTUNITIES BOND IS ON 06/30/2017 AT 11.00 FOR REINVESTMENT	11.485	126.33
TOTAL			1,401.22	14,564.73
LEGG MASON BW ALTERNATIVE CREDIT				
07/05/2016	07/06/2016	PURCHASED .662 SHS LEGG MASON BW ALTERNATIVE CREDIT ON 07/05/2016 AT 9.43	.662	6.24
07/07/2016	07/08/2016	PURCHASED .283 SHS LEGG MASON BW ALTERNATIVE CREDIT ON 07/07/2016 AT 9.46	.283	2.68

TRUST EB FORMAT

Statement Period
Account Number

07/01/2016 through 06/30/2017
115150007300

Schedule Of Purchases

TRADE DATE	SETTLMT DATE	DESCRIPTION	UNITS	AVG COST
10/21/2016	10/24/2016	PURCHASED .043 SHS LEGG MASON BW ALTERNATIVE CREDIT ON 10/21/2016 AT 9.91	.043	0.43
12/07/2016	12/08/2016	PURCHASED 791.11 SHS LEGG MASON BW ALTERNATIVE CREDIT ON 12/07/2016 AT 9.79	791.11	7,744.97
03/31/2017	04/03/2017	PURCHASED 35.388 SHS LEGG MASON BW ALTERNATIVE CREDIT ON 03/31/2017 AT 10.14 FOR REINVESTMENT	35.388	358.83
04/07/2017	04/10/2017	PURCHASED 1,209.345 SHS LEGG MASON BW ALTERNATIVE CREDIT ON 04/07/2017 AT 10.17	1,209.345	12,299.04
06/30/2017	07/03/2017	PURCHASED 34.96 SHS LEGG MASON BW ALTERNATIVE CREDIT ON 06/30/2017 AT 10.29 FOR REINVESTMENT	34.96	359.74
TOTAL			2,071.791	20,771.93
PRUDENTIAL FUNDS TOTAL RETURN BOND CL Q				
07/05/2016	07/06/2016	PURCHASED 1.01 SHS PRUDENTIAL FUNDS TOTAL RETURN BOND CL Q ON 07/05/2016 AT 14.83	1.01	14.98
07/07/2016	07/08/2016	PURCHASED .434 SHS PRUDENTIAL FUNDS TOTAL RETURN BOND CL Q ON 07/07/2016 AT 14.83	.434	6.43
07/29/2016	08/01/2016	PURCHASED 7.346 SHS PRUDENTIAL FUNDS TOTAL RETURN BOND CL Q ON 07/29/2016 AT 14.87 FOR REINVESTMENT	7.346	109.23
08/31/2016	09/01/2016	PURCHASED 7.679 SHS PRUDENTIAL FUNDS TOTAL RETURN BOND CL Q ON 08/31/2016 AT 14.84 FOR REINVESTMENT	7.679	113.95
09/30/2016	10/03/2016	PURCHASED 7.396 SHS PRUDENTIAL FUNDS TOTAL RETURN BOND CL Q ON 09/30/2016 AT 14.80 FOR REINVESTMENT	7.396	109.46

Statement Period
Account Number

07/01/2016 through 06/30/2017
115150007300

Schedule Of Purchases

TRADE DATE	SETTLMT DATE	DESCRIPTION	UNITS	AVG COST
10/13/2016	10/14/2016	PURCHASED 646.49 SHS PRUDENTIAL FUNDS TOTAL RETURN BOND CL Q ON 10/13/2016 AT 14.72	646.49	9,516.34
10/21/2016	10/24/2016	PURCHASED .101 SHS PRUDENTIAL FUNDS TOTAL RETURN BOND CL Q ON 10/21/2016 AT 14.74	.101	1.49
10/31/2016	11/01/2016	PURCHASED 7.88 SHS PRUDENTIAL FUNDS TOTAL RETURN BOND CL Q ON 10/31/2016 AT 14.64 FOR REINVESTMENT	7.88	115.36
11/30/2016	12/01/2016	PURCHASED 9.951 SHS PRUDENTIAL FUNDS TOTAL RETURN BOND CL Q ON 11/30/2016 AT 14.20 FOR REINVESTMENT	9.951	141.31
12/07/2016	12/08/2016	PURCHASED 1,903.079 SHS PRUDENTIAL FUNDS TOTAL RETURN BOND CL Q ON 12/07/2016 AT 14.24	1,903.079	27,099.85
12/12/2016	12/13/2016	PURCHASED 31.423 SHS PRUDENTIAL FUNDS TOTAL RETURN BOND CL Q ON 12/12/2016 AT 14.01 FOR REINVESTMENT	31.423	440.23
12/12/2016	12/13/2016	PURCHASED 28.094 SHS PRUDENTIAL FUNDS TOTAL RETURN BOND CL Q ON 12/12/2016 AT 14.01 FOR REINVESTMENT	28.094	393.61
12/30/2016	01/03/2017	PURCHASED 13.555 SHS PRUDENTIAL FUNDS TOTAL RETURN BOND CL Q ON 12/30/2016 AT 14.10 FOR REINVESTMENT	13.555	191.12
01/31/2017	02/01/2017	PURCHASED 14.365 SHS PRUDENTIAL FUNDS TOTAL RETURN BOND CL Q ON 01/31/2017 AT 14.15 FOR REINVESTMENT	14.365	203.26
02/28/2017	03/01/2017	PURCHASED 13.461 SHS PRUDENTIAL FUNDS TOTAL RETURN BOND CL Q ON 02/28/2017 AT 14.27 FOR REINVESTMENT	13.461	192.09
03/31/2017	04/03/2017	PURCHASED 15.589 SHS PRUDENTIAL FUNDS TOTAL RETURN BOND CL Q ON 03/31/2017 AT 14.25 FOR REINVESTMENT	15.589	222.14

TRUST EB FORMAT

Statement Period
Account Number

07/01/2016 through 06/30/2017
115150007300

Schedule Of Purchases

TRADE DATE	SETTLMT DATE	DESCRIPTION	UNITS	AVG COST
03/31/2017	04/05/2017	PURCHASED .391 SHS PRUDENTIAL FUNDS TOTAL RETURN BOND CL Q ON 03/31/2017 AT 14.25 FOR REINVESTMENT	.391	5.57
04/28/2017	05/01/2017	PURCHASED 12.001 SHS PRUDENTIAL FUNDS TOTAL RETURN BOND CL Q ON 04/28/2017 AT 14.36 FOR REINVESTMENT	12.001	172.33
05/31/2017	06/01/2017	PURCHASED 12.654 SHS PRUDENTIAL FUNDS TOTAL RETURN BOND CL Q ON 05/31/2017 AT 14.47 FOR REINVESTMENT	12.654	183.11
06/30/2017	07/03/2017	PURCHASED 13.118 SHS PRUDENTIAL FUNDS TOTAL RETURN BOND CL Q ON 06/30/2017 AT 14.46 FOR REINVESTMENT	13.118	189.68
TOTAL			2,746.017	39,421.54
FRANKLIN TEMPLETON MUTUAL FDS. GLOBAL BOND R6				
07/05/2016	07/06/2016	PURCHASED 1.235 SHS FRANKLIN TEMPLETON MUTUAL FDS. GLOBAL BOND R6 ON 07/05/2016 AT 11.13	1.235	13.75
07/07/2016	07/08/2016	PURCHASED .534 SHS FRANKLIN TEMPLETON MUTUAL FDS. GLOBAL BOND R6 ON 07/07/2016 AT 11.04	.534	5.90
07/15/2016	07/18/2016	PURCHASED 7.7 SHS FRANKLIN TEMPLETON MUTUAL FDS. GLOBAL BOND R6 ON 07/15/2016 AT 11.45 FOR REINVESTMENT	7.7	88.16
08/15/2016	08/16/2016	PURCHASED 7.756 SHS FRANKLIN TEMPLETON MUTUAL FDS. GLOBAL BOND R6 ON 08/15/2016 AT 11.38 FOR REINVESTMENT	7.756	88.26
09/15/2016	09/16/2016	PURCHASED 7.926 SHS FRANKLIN TEMPLETON MUTUAL FDS. GLOBAL BOND R6 ON 09/15/2016 AT 11.10 FOR REINVESTMENT	7.926	87.98

TRUST EB FORMAT

Statement Period
Account Number

07/01/2016 through 06/30/2017
115150007300

Schedule Of Purchases

TRADE DATE	SETTLMT DATE	DESCRIPTION	UNITS	AVG COST
10/17/2016	10/18/2016	PURCHASED .001 SHS FRANKLIN TEMPLETON MUTUAL FDS. GLOBAL BOND R6 ON 10/17/2016 AT 11.44 FOR REINVESTMENT	.001	0.01
TOTAL			25.152	284.06
WESTERN ASSET CORE PLUS BOND IS				
07/05/2016	07/06/2016	PURCHASED 1.256 SHS WESTERN ASSET CORE PLUS BOND IS ON 07/05/2016 AT 11.93	1.256	14.98
07/07/2016	07/08/2016	PURCHASED .539 SHS WESTERN ASSET CORE PLUS BOND IS ON 07/07/2016 AT 11.93	.539	6.43
07/29/2016	08/01/2016	PURCHASED 10.69 SHS WESTERN ASSET CORE PLUS BOND IS ON 07/29/2016 AT 11.98 FOR REINVESTMENT	10.69	128.07
08/03/2016	08/04/2016	PURCHASED .005 SHS WESTERN ASSET CORE PLUS BOND IS ON 08/03/2016 AT 11.92	.005	0.06
08/31/2016	09/01/2016	PURCHASED 10.315 SHS WESTERN ASSET CORE PLUS BOND IS ON 08/31/2016 AT 12.00 FOR REINVESTMENT	10.315	123.78
09/30/2016	10/03/2016	PURCHASED 10.145 SHS WESTERN ASSET CORE PLUS BOND IS ON 09/30/2016 AT 11.96 FOR REINVESTMENT	10.145	121.33
10/13/2016	10/14/2016	PURCHASED 797.322 SHS WESTERN ASSET CORE PLUS BOND IS ON 10/13/2016 AT 11.91	797.322	9,496.11
10/21/2016	10/24/2016	PURCHASED .125 SHS WESTERN ASSET CORE PLUS BOND IS ON 10/21/2016 AT 11.94	.125	1.49
10/31/2016	11/01/2016	PURCHASED 10.262 SHS WESTERN ASSET CORE PLUS BOND IS ON 10/31/2016 AT 11.86 FOR REINVESTMENT	10.262	121.71

TRUST EB FORMAT

Statement Period
Account Number

07/01/2016 through 06/30/2017
115150007300

Schedule Of Purchases

TRADE DATE	SETTLMT DATE	DESCRIPTION	UNITS	AVG COST
11/30/2016	12/01/2016	PURCHASED 31.058 SHS WESTERN ASSET CORE PLUS BOND IS ON 11/30/2016 AT 11.51 FOR REINVESTMENT	31.058	357.48
12/07/2016	12/08/2016	PURCHASED 2,346.307 SHS WESTERN ASSET CORE PLUS BOND IS ON 12/07/2016 AT 11.55	2,346.307	27,099.85
12/08/2016	12/09/2016	PURCHASED 19.63 SHS WESTERN ASSET CORE PLUS BOND IS ON 12/08/2016 AT 11.42 FOR REINVESTMENT	19.63	224.18
12/08/2016	12/09/2016	PURCHASED 52.868 SHS WESTERN ASSET CORE PLUS BOND IS ON 12/08/2016 AT 11.42 FOR REINVESTMENT	52.868	603.75
12/30/2016	01/03/2017	PURCHASED 18.991 SHS WESTERN ASSET CORE PLUS BOND IS ON 12/30/2016 AT 11.42 FOR REINVESTMENT	18.991	216.88
01/31/2017	02/01/2017	PURCHASED 16.891 SHS WESTERN ASSET CORE PLUS BOND IS ON 01/31/2017 AT 11.45 FOR REINVESTMENT	16.891	193.40
02/28/2017	03/01/2017	PURCHASED 17.322 SHS WESTERN ASSET CORE PLUS BOND IS ON 02/28/2017 AT 11.54 FOR REINVESTMENT	17.322	199.90
03/31/2017	04/03/2017	PURCHASED 19.77 SHS WESTERN ASSET CORE PLUS BOND IS ON 03/31/2017 AT 11.55 FOR REINVESTMENT	19.77	228.34
04/28/2017	05/01/2017	PURCHASED 15.502 SHS WESTERN ASSET CORE PLUS BOND IS ON 04/28/2017 AT 11.64 FOR REINVESTMENT	15.502	180.44
05/31/2017	06/01/2017	PURCHASED 16.474 SHS WESTERN ASSET CORE PLUS BOND IS ON 05/31/2017 AT 11.74 FOR REINVESTMENT	16.474	193.40

Statement Period
Account Number

07/01/2016 through 06/30/2017
115150007300

Schedule Of Purchases

TRADE DATE	SETTLMT DATE	DESCRIPTION	UNITS	AVG COST
06/30/2017	07/03/2017	PURCHASED 17.588 SHS WESTERN ASSET CORE PLUS BOND IS ON 06/30/2017 AT 11.78 FOR REINVESTMENT	17.588	207.19
TOTAL			3,413.06	39,718.77
TOTAL MUTUAL FUND - FIXED INCOME			19,395.54	283,519.29
MUTUAL FUND - DOMESTIC EQUITY				
ALGER FUNDS SMALL CAP FOCUS Z				
07/05/2016	07/06/2016	PURCHASED .902 SHS ALGER FUNDS SMALL CAP FOCUS Z ON 07/05/2016 AT 11.07	.902	9.99
07/07/2016	07/08/2016	PURCHASED .381 SHS ALGER FUNDS SMALL CAP FOCUS Z ON 07/07/2016 AT 11.25	.381	4.29
07/08/2016	07/11/2016	PURCHASED 1.499 SHS ALGER FUNDS SMALL CAP FOCUS Z ON 07/08/2016 AT 11.47	1.499	17.19
10/21/2016	10/24/2016	PURCHASED .071 SHS ALGER FUNDS SMALL CAP FOCUS Z ON 10/21/2016 AT 11.91	.071	0.85
12/07/2016	12/08/2016	PURCHASED 1,243.606 SHS ALGER FUNDS SMALL CAP FOCUS Z ON 12/07/2016 AT 12.45	1,243.606	15,482.90
TOTAL			1,246.459	15,515.22
ALGER FUNDS SPECTRA Z				
07/05/2016	07/06/2016	PURCHASED .752 SHS ALGER FUNDS SPECTRA Z ON 07/05/2016 AT 16.60	.752	12.49
07/07/2016	07/08/2016	PURCHASED .32 SHS ALGER FUNDS SPECTRA Z ON 07/07/2016 AT 16.75	.32	5.36
10/21/2016	10/24/2016	PURCHASED .061 SHS ALGER FUNDS SPECTRA Z ON 10/21/2016 AT 17.53	.061	1.07
12/07/2016	12/08/2016	PURCHASED 1,113.926 SHS ALGER FUNDS SPECTRA Z ON 12/07/2016 AT 17.38	1,113.926	19,360.03

TRUST EB FORMAT

Statement Period
Account Number

07/01/2016 through 06/30/2017
115150007300

Schedule Of Purchases

TRADE DATE	SETTLMT DATE	DESCRIPTION	UNITS	AVG COST
12/14/2016	12/16/2016	PURCHASED 67.305 SHS ALGER FUNDS SPECTRA Z ON 12/14/2016 AT 17.21 FOR REINVESTMENT	67.305	1,158.32
TOTAL			1,182.364	20,537.27
BRANDES FUNDS INTERNATIONAL SMALL CAP R6				
10/13/2016	10/14/2016	PURCHASED 1,472.076 SHS BRANDES FUNDS INTERNATIONAL SMALL CAP R6 ON 10/13/2016 AT 13.34	1,472.076	19,637.49
10/21/2016	10/24/2016	PURCHASED .039 SHS BRANDES FUNDS INTERNATIONAL SMALL CAP R6 ON 10/21/2016 AT 13.60	.039	0.53
12/02/2016	12/06/2016	PURCHASED 14.387 SHS BRANDES FUNDS INTERNATIONAL SMALL CAP R6 ON 12/02/2016 AT 13.03 FOR REINVESTMENT	14.387	187.46
12/02/2016	12/06/2016	PURCHASED 17.339 SHS BRANDES FUNDS INTERNATIONAL SMALL CAP R6 ON 12/02/2016 AT 13.03 FOR REINVESTMENT	17.339	225.93
12/07/2016	12/08/2016	PURCHASED 727.81 SHS BRANDES FUNDS INTERNATIONAL SMALL CAP R6 ON 12/07/2016 AT 13.30	727.81	9,679.87
12/30/2016	01/04/2017	PURCHASED 37.168 SHS BRANDES FUNDS INTERNATIONAL SMALL CAP R6 ON 12/30/2016 AT 13.16 FOR REINVESTMENT	37.168	489.13
03/31/2017	04/04/2017	PURCHASED 11.365 SHS BRANDES FUNDS INTERNATIONAL SMALL CAP R6 ON 03/31/2017 AT 13.93 FOR REINVESTMENT	11.365	158.31
06/30/2017	07/05/2017	PURCHASED 8.894 SHS BRANDES FUNDS INTERNATIONAL SMALL CAP R6 ON 06/30/2017 AT 14.20 FOR REINVESTMENT	8.894	126.29
TOTAL			2,289.078	30,505.01

Statement Period
Account Number

07/01/2016 through 06/30/2017
115150007300

Schedule Of Purchases

TRADE DATE	SETTLMT DATE	DESCRIPTION	UNITS	AVG COST
BRANDES FUNDS EMERGING MARKETS VALUE R6				
10/13/2016	10/14/2016	PURCHASED 1,959.885 SHS BRANDES FUNDS EMERGING MARKETS VALUE R6 ON 10/13/2016 AT 8.01	1,959.885	15,698.68
10/21/2016	10/24/2016	PURCHASED .052 SHS BRANDES FUNDS EMERGING MARKETS VALUE R6 ON 10/21/2016 AT 8.33	.052	0.43
12/07/2016	12/08/2016	PURCHASED 974.599 SHS BRANDES FUNDS EMERGING MARKETS VALUE R6 ON 12/07/2016 AT 7.94	974.599	7,738.32
12/30/2016	01/04/2017	PURCHASED 28.451 SHS BRANDES FUNDS EMERGING MARKETS VALUE R6 ON 12/30/2016 AT 7.83 FOR REINVESTMENT	28.451	222.77
06/30/2017	07/05/2017	PURCHASED 11.033 SHS BRANDES FUNDS EMERGING MARKETS VALUE R6 ON 06/30/2017 AT 8.81 FOR REINVESTMENT	11.033	97.20
TOTAL			2,974.02	23,757.40
COLUMBIA CONTRARIAN CORE				
07/05/2016	07/06/2016	PURCHASED .575 SHS COLUMBIA CONTRARIAN CORE ON 07/05/2016 AT 21.74	.575	12.49
07/07/2016	07/08/2016	PURCHASED .245 SHS COLUMBIA CONTRARIAN CORE ON 07/07/2016 AT 21.90	.245	5.36
10/21/2016	10/24/2016	PURCHASED .047 SHS COLUMBIA CONTRARIAN CORE ON 10/21/2016 AT 22.64	.047	1.07
12/07/2016	12/08/2016	PURCHASED 829.834 SHS COLUMBIA CONTRARIAN CORE ON 12/07/2016 AT 23.33	829.834	19,360.03
12/13/2016	12/15/2016	PURCHASED 26.494 SHS COLUMBIA CONTRARIAN CORE ON 12/13/2016 AT 23.26 FOR REINVESTMENT	26.494	616.25

Statement Period
Account Number

07/01/2016 through 06/30/2017
115150007300

Schedule Of Purchases

TRADE DATE	SETTLMT DATE	DESCRIPTION	UNITS	AVG COST
12/13/2016	12/15/2016	PURCHASED 2.064 SHS COLUMBIA CONTRARIAN CORE ON 12/13/2016 AT 23.26 FOR REINVESTMENT	2.064	48.02
12/13/2016	12/15/2016	PURCHASED 16.914 SHS COLUMBIA CONTRARIAN CORE ON 12/13/2016 AT 23.26 FOR REINVESTMENT	16.914	393.43
TOTAL			876.173	20,436.65
OAKMARK SELECT				
07/05/2016	07/06/2016	PURCHASED .401 SHS OAKMARK SELECT ON 07/05/2016 AT 37.43	.401	15.00
07/07/2016	07/08/2016	PURCHASED .169 SHS OAKMARK SELECT ON 07/07/2016 AT 37.68	.169	6.38
10/21/2016	10/24/2016	PURCHASED .031 SHS OAKMARK SELECT ON 10/21/2016 AT 41.29	.031	1.28
11/28/2016	11/30/2016	PURCHASED 11.232 SHS OAKMARK SELECT ON 11/28/2016 AT 41.60 FOR REINVESTMENT	11.232	467.26
11/28/2016	11/30/2016	PURCHASED 47.157 SHS OAKMARK SELECT ON 11/28/2016 AT 41.60 FOR REINVESTMENT	47.157	1,961.74
12/07/2016	12/08/2016	PURCHASED 532.113 SHS OAKMARK SELECT ON 12/07/2016 AT 43.66	532.113	23,232.04
TOTAL			591.103	25,683.70
OAKMARK SELECT FUND-INSTITUTIONAL				
04/07/2017	04/10/2017	PURCHASED 1,674.543 SHS OAKMARK SELECT FUND-INSTITUTIONAL ON 04/07/2017 AT 43.93	1,674.543	73,562.66
04/10/2017	04/11/2017	PURCHASED .5 SHS OAKMARK SELECT FUND-INSTITUTIONAL ON 04/10/2017 AT 44.01	.5	21.99
TOTAL			1,675.043	73,584.65

TRUST EB FORMAT

Statement Period
Account Number

07/01/2016 through 06/30/2017
115150007300

Schedule Of Purchases

TRADE DATE	SETTLMT DATE	DESCRIPTION	UNITS	AVG COST
HARTFORD FUNDS MIDCAP CLASS Y				
07/05/2016	07/06/2016	PURCHASED .357 SHS HARTFORD FUNDS MIDCAP CLASS Y ON 07/05/2016 AT 27.98	.357	9.99
07/07/2016	07/08/2016	PURCHASED .152 SHS HARTFORD FUNDS MIDCAP CLASS Y ON 07/07/2016 AT 28.18	.152	4.29
10/21/2016	10/24/2016	PURCHASED .029 SHS HARTFORD FUNDS MIDCAP CLASS Y ON 10/21/2016 AT 28.87	.029	0.85
12/07/2016	12/08/2016	PURCHASED 497.682 SHS HARTFORD FUNDS MIDCAP CLASS Y ON 12/07/2016 AT 31.11	497.682	15,482.90
12/16/2016	12/20/2016	PURCHASED 40.982 SHS HARTFORD FUNDS MIDCAP CLASS Y ON 12/16/2016 AT 30.12 FOR REINVESTMENT	40.982	1,234.39
TOTAL			539.202	16,732.42
UNDISCOVERED MANAGERS BEHAVIORAL VALUE R6				
07/05/2016	07/06/2016	PURCHASED .176 SHS UNDISCOVERED MANAGERS BEHAVIORAL VALUE R6 ON 07/05/2016 AT 56.81	.176	9.99
07/07/2016	07/08/2016	PURCHASED .075 SHS UNDISCOVERED MANAGERS BEHAVIORAL VALUE R6 ON 07/07/2016 AT 57.03	.075	4.29
10/21/2016	10/24/2016	PURCHASED .014 SHS UNDISCOVERED MANAGERS BEHAVIORAL VALUE R6 ON 10/21/2016 AT 61.10	.014	0.85
12/07/2016	12/08/2016	PURCHASED 228.531 SHS UNDISCOVERED MANAGERS BEHAVIORAL VALUE R6 ON 12/07/2016 AT 67.77	228.531	15,487.54
12/14/2016	12/16/2016	PURCHASED 9.038 SHS UNDISCOVERED MANAGERS BEHAVIORAL VALUE R6 ON 12/14/2016 AT 65.64 FOR REINVESTMENT	9.038	593.24

Statement Period
Account Number

07/01/2016 through 06/30/2017
115150007300

Schedule Of Purchases

TRADE DATE	SETTLMT DATE	DESCRIPTION	UNITS	AVG COST
12/14/2016	12/16/2016	PURCHASED 7.402 SHS UNDISCOVERED MANAGERS BEHAVIORAL VALUE R6 ON 12/14/2016 AT 65.64 FOR REINVESTMENT	7.402	485.88
12/20/2016	12/22/2016	PURCHASED 7.962 SHS UNDISCOVERED MANAGERS BEHAVIORAL VALUE R6 ON 12/20/2016 AT 65.84 FOR REINVESTMENT	7.962	524.22
TOTAL			253.198	17,106.01
TOTAL MUTUAL FUND - DOMESTIC EQUITY			11,626.64	243,858.33
MUTUAL FUND - INTERNATIONAL EQUITY				
BRANDES FUNDS INTERNATIONAL EQUITY - R6				
07/05/2016	07/06/2016	PURCHASED .861 SHS BRANDES FUNDS INTERNATIONAL EQUITY - R6 ON 07/05/2016 AT 14.51	.861	12.49
07/07/2016	07/08/2016	PURCHASED .374 SHS BRANDES FUNDS INTERNATIONAL EQUITY - R6 ON 07/07/2016 AT 14.34	.374	5.36
09/30/2016	10/04/2016	PURCHASED 12.701 SHS BRANDES FUNDS INTERNATIONAL EQUITY - R6 ON 09/30/2016 AT 15.74 FOR REINVESTMENT	12.701	199.91
10/21/2016	10/24/2016	PURCHASED .04 SHS BRANDES FUNDS INTERNATIONAL EQUITY - R6 ON 10/21/2016 AT 15.84	.04	0.64
12/07/2016	12/08/2016	PURCHASED 719.463 SHS BRANDES FUNDS INTERNATIONAL EQUITY - R6 ON 12/07/2016 AT 16.14	719.463	11,612.13
12/30/2016	01/04/2017	PURCHASED 34.516 SHS BRANDES FUNDS INTERNATIONAL EQUITY - R6 ON 12/30/2016 AT 15.81 FOR REINVESTMENT	34.516	545.70
03/31/2017	04/04/2017	PURCHASED 10.113 SHS BRANDES FUNDS INTERNATIONAL EQUITY - R6 ON 03/31/2017 AT 16.59 FOR REINVESTMENT	10.113	167.77

Statement Period
Account Number

07/01/2016 through 06/30/2017
115150007300

Schedule Of Purchases

TRADE DATE	SETTLMT DATE	DESCRIPTION	UNITS	AVG COST
06/30/2017	07/05/2017	PURCHASED 23.531 SHS BRANDES FUNDS INTERNATIONAL EQUITY - R6 ON 06/30/2017 AT 16.94 FOR REINVESTMENT	23.531	398.62
TOTAL			801.599	12,942.62
BRANDES FUNDS INTERNATIONAL SMALL CAP EQUITY				
07/05/2016	07/06/2016	PURCHASED .493 SHS BRANDES FUNDS INTERNATIONAL SMALL CAP EQUITY ON 07/05/2016 AT 12.68	.493	6.25
07/07/2016	07/08/2016	PURCHASED .213 SHS BRANDES FUNDS INTERNATIONAL SMALL CAP EQUITY ON 07/07/2016 AT 12.57	.213	2.68
09/30/2016	10/04/2016	PURCHASED 2.194 SHS BRANDES FUNDS INTERNATIONAL SMALL CAP EQUITY ON 09/30/2016 AT 13.50 FOR REINVESTMENT	2.194	29.62
TOTAL			2.9	38.55
BRANDES FUNDS EMERGING MARKETS FUND CLASS I				
07/05/2016	07/06/2016	PURCHASED .68 SHS BRANDES FUNDS EMERGING MARKETS FUND CLASS I ON 07/05/2016 AT 7.34	.68	4.99
07/07/2016	07/08/2016	PURCHASED .293 SHS BRANDES FUNDS EMERGING MARKETS FUND CLASS I ON 07/07/2016 AT 7.31	.293	2.14
09/30/2016	10/04/2016	PURCHASED 8.121 SHS BRANDES FUNDS EMERGING MARKETS FUND CLASS I ON 09/30/2016 AT 7.94 FOR REINVESTMENT	8.121	64.48
TOTAL			9.094	71.61
HARTFORD INTERNATIONAL VALUE - Y				
07/05/2016	07/06/2016	PURCHASED .748 SHS HARTFORD INTERNATIONAL VALUE - Y ON 07/05/2016 AT 13.36	.748	9.99

TRUST EB FORMAT

Statement Period
Account Number

07/01/2016 through 06/30/2017
115150007300

Schedule Of Purchases

TRADE DATE	SETTLMT DATE	DESCRIPTION	UNITS	AVG COST
07/07/2016	07/08/2016	PURCHASED .322 SHS HARTFORD INTERNATIONAL VALUE - Y ON 07/07/2016 AT 13.29	.322	4.28
10/21/2016	10/24/2016	PURCHASED .055 SHS HARTFORD INTERNATIONAL VALUE - Y ON 10/21/2016 AT 15.46	.055	0.85
12/07/2016	12/08/2016	PURCHASED 964.255 SHS HARTFORD INTERNATIONAL VALUE - Y ON 12/07/2016 AT 16.06	964.255	15,485.94
12/16/2016	12/20/2016	PURCHASED 24.116 SHS HARTFORD INTERNATIONAL VALUE - Y ON 12/16/2016 AT 15.49 FOR REINVESTMENT	24.116	373.55
12/16/2016	12/20/2016	PURCHASED 62.13 SHS HARTFORD INTERNATIONAL VALUE - Y ON 12/16/2016 AT 15.49 FOR REINVESTMENT	62.13	962.39
12/28/2016	12/30/2016	PURCHASED 72.066 SHS HARTFORD INTERNATIONAL VALUE - Y ON 12/28/2016 AT 15.05 FOR REINVESTMENT	72.066	1,084.60
TOTAL			1,123.692	17,921.60
CLEARBRIDGE INTERNATIONAL CM CAP - IS				
07/05/2016	07/06/2016	PURCHASED .43 SHS CLEARBRIDGE INTERNATIONAL CM CAP - IS ON 07/05/2016 AT 14.54	.43	6.25
07/07/2016	07/08/2016	PURCHASED .186 SHS CLEARBRIDGE INTERNATIONAL CM CAP - IS ON 07/07/2016 AT 14.43	.186	2.68
10/21/2016	10/24/2016	PURCHASED .034 SHS CLEARBRIDGE INTERNATIONAL CM CAP - IS ON 10/21/2016 AT 15.54	.034	0.53
12/07/2016	12/08/2016	PURCHASED 631.433 SHS CLEARBRIDGE INTERNATIONAL CM CAP - IS ON 12/07/2016 AT 15.33	631.433	9,679.87

TRUST EB FORMAT

Statement Period
Account Number

07/01/2016 through 06/30/2017
115150007300

Schedule Of Purchases

TRADE DATE	SETTLMT DATE	DESCRIPTION	UNITS	AVG COST
12/21/2016	12/22/2016	PURCHASED 46.467 SHS CLEARBRIDGE INTERNATIONAL CM CAP - IS ON 12/21/2016 AT 14.72 FOR REINVESTMENT	46.467	684.00
TOTAL			678.55	10,373.33
AMERICAN FUNDS NEW PERSPECTIVE F2				
07/05/2016	07/06/2016	PURCHASED .213 SHS AMERICAN FUNDS NEW PERSPECTIVE F2 ON 07/05/2016 AT 35.12	.213	7.49
07/07/2016	07/08/2016	PURCHASED .091 SHS AMERICAN FUNDS NEW PERSPECTIVE F2 ON 07/07/2016 AT 35.18	.091	3.21
10/21/2016	10/24/2016	PURCHASED .017 SHS AMERICAN FUNDS NEW PERSPECTIVE F2 ON 10/21/2016 AT 36.96	.017	0.64
12/07/2016	12/08/2016	PURCHASED 314.863 SHS AMERICAN FUNDS NEW PERSPECTIVE F2 ON 12/07/2016 AT 36.88	314.863	11,612.13
12/22/2016	12/27/2016	PURCHASED 10.33 SHS AMERICAN FUNDS NEW PERSPECTIVE F2 ON 12/22/2016 AT 35.34 FOR REINVESTMENT	10.33	365.05
12/22/2016	12/27/2016	PURCHASED 29.08 SHS AMERICAN FUNDS NEW PERSPECTIVE F2 ON 12/22/2016 AT 35.34 FOR REINVESTMENT	29.08	1,027.68
TOTAL			354.594	13,016.20
AMERICAN FUNDS NEW WORLD F2				
07/05/2016	07/06/2016	PURCHASED .098 SHS AMERICAN FUNDS NEW WORLD F2 ON 07/05/2016 AT 50.80	.098	4.99
07/07/2016	07/08/2016	PURCHASED .042 SHS AMERICAN FUNDS NEW WORLD F2 ON 07/07/2016 AT 50.70	.042	2.14

TRUST EB FORMAT

Statement Period
Account Number

07/01/2016 through 06/30/2017
115150007300

Schedule Of Purchases

TRADE DATE	SETTLMT DATE	DESCRIPTION	UNITS	AVG COST
10/21/2016	10/24/2016	PURCHASED .008 SHS AMERICAN FUNDS NEW WORLD F2 ON 10/21/2016 AT 54.36	.008	0.43
12/07/2016	12/08/2016	PURCHASED 147.932 SHS AMERICAN FUNDS NEW WORLD F2 ON 12/07/2016 AT 52.31	147.932	7,738.32
12/22/2016	12/27/2016	PURCHASED 5.662 SHS AMERICAN FUNDS NEW WORLD F2 ON 12/22/2016 AT 50.77 FOR REINVESTMENT	5.662	287.44
TOTAL			153.742	8,033.32
THORNBURG INVESTMENT INCOME BUILDER I				
07/05/2016	07/06/2016	PURCHASED .645 SHS THORNBURG INVESTMENT INCOME BUILDER I ON 07/05/2016 AT 19.35	.645	12.49
07/07/2016	07/08/2016	PURCHASED .278 SHS THORNBURG INVESTMENT INCOME BUILDER I ON 07/07/2016 AT 19.28	.278	5.36
09/26/2016	09/28/2016	PURCHASED 21.305 SHS THORNBURG INVESTMENT INCOME BUILDER I ON 09/26/2016 AT 19.82 FOR REINVESTMENT	21.305	422.27
10/21/2016	10/24/2016	PURCHASED .054 SHS THORNBURG INVESTMENT INCOME BUILDER I ON 10/21/2016 AT 19.74	.054	1.07
12/07/2016	12/08/2016	PURCHASED 959.844 SHS THORNBURG INVESTMENT INCOME BUILDER I ON 12/07/2016 AT 20.16	959.844	19,350.46
12/23/2016	12/28/2016	PURCHASED 26.036 SHS THORNBURG INVESTMENT INCOME BUILDER I ON 12/23/2016 AT 20.12 FOR REINVESTMENT	26.036	523.85
03/24/2017	03/28/2017	PURCHASED 26.905 SHS THORNBURG INVESTMENT INCOME BUILDER I ON 03/24/2017 AT 20.58 FOR REINVESTMENT	26.905	553.70

Statement Period
Account Number

07/01/2016 through 06/30/2017
115150007300

Schedule Of Purchases

TRADE DATE	SETTLMT DATE	DESCRIPTION	UNITS	AVG COST
06/23/2017	06/27/2017	PURCHASED 30.776 SHS THORNBURG INVESTMENT INCOME BUILDER I ON 06/23/2017 AT 21.08 FOR REINVESTMENT	30.776	648.75
TOTAL			1,065.843	21,517.95
TOTAL MUTUAL FUND - INTERNATIONAL EQUITY			4,190.014	83,915.18
MUTUAL FUND - REAL ESTATE				
COHEN AND STEERS REAL ESTATE SECURITIES - Z				
07/05/2016	07/06/2016	PURCHASED .549 SHS COHEN AND STEERS REAL ESTATE SECURITIES - Z ON 07/05/2016 AT 15.93	.549	8.74
07/07/2016	07/08/2016	PURCHASED .238 SHS COHEN AND STEERS REAL ESTATE SECURITIES - Z ON 07/07/2016 AT 15.74	.238	3.75
09/30/2016	10/04/2016	PURCHASED 9.655 SHS COHEN AND STEERS REAL ESTATE SECURITIES - Z ON 09/30/2016 AT 15.68 FOR REINVESTMENT	9.655	151.39
10/13/2016	10/14/2016	PURCHASED 915.26 SHS COHEN AND STEERS REAL ESTATE SECURITIES - Z ON 10/13/2016 AT 15.15	915.26	13,866.19
10/21/2016	10/24/2016	PURCHASED .07 SHS COHEN AND STEERS REAL ESTATE SECURITIES - Z ON 10/21/2016 AT 15.18	.07	1.07
12/07/2016	12/08/2016	PURCHASED 1,296.391 SHS COHEN AND STEERS REAL ESTATE SECURITIES - Z ON 12/07/2016 AT 14.93	1,296.391	19,355.12
12/08/2016	12/12/2016	PURCHASED 42.966 SHS COHEN AND STEERS REAL ESTATE SECURITIES - Z ON 12/08/2016 AT 14.61 FOR REINVESTMENT	42.966	627.74
12/08/2016	12/12/2016	PURCHASED 33.893 SHS COHEN AND STEERS REAL ESTATE SECURITIES - Z ON 12/08/2016 AT 14.61 FOR REINVESTMENT	33.893	495.18

TRUST EB FORMAT

Statement Period
Account Number

07/01/2016 through 06/30/2017
115150007300

Schedule Of Purchases

TRADE DATE	SETTLMT DATE	DESCRIPTION	UNITS	AVG COST
12/08/2016	12/12/2016	PURCHASED 28.289 SHS COHEN AND STEERS REAL ESTATE SECURITIES - Z ON 12/08/2016 AT 14.61 FOR REINVESTMENT	28.289	413.30
03/31/2017	04/04/2017	PURCHASED 29.361 SHS COHEN AND STEERS REAL ESTATE SECURITIES - Z ON 03/31/2017 AT 14.95 FOR REINVESTMENT	29.361	438.95
04/07/2017	04/10/2017	PURCHASED 41.626 SHS COHEN AND STEERS REAL ESTATE SECURITIES - Z ON 04/07/2017 AT 15.09	41.626	628.14
06/30/2017	07/05/2017	PURCHASED 25.496 SHS COHEN AND STEERS REAL ESTATE SECURITIES - Z ON 06/30/2017 AT 15.25 FOR REINVESTMENT	25.496	388.82
TOTAL			2,423.794	36,378.39
PRUDENTIAL FUNDS GLOBAL REAL ESTATE CL Q				
07/05/2016	07/06/2016	PURCHASED .349 SHS PRUDENTIAL FUNDS GLOBAL REAL ESTATE CL Q ON 07/05/2016 AT 25.02	.349	8.74
07/07/2016	07/08/2016	PURCHASED .151 SHS PRUDENTIAL FUNDS GLOBAL REAL ESTATE CL Q ON 07/07/2016 AT 24.83	.151	3.75
07/22/2016	07/25/2016	PURCHASED 6.402 SHS PRUDENTIAL FUNDS GLOBAL REAL ESTATE CL Q ON 07/22/2016 AT 25.45 FOR REINVESTMENT	6.402	162.94
10/13/2016	10/14/2016	PURCHASED 245.866 SHS PRUDENTIAL FUNDS GLOBAL REAL ESTATE CL Q ON 10/13/2016 AT 23.81	245.866	5,854.06
10/21/2016	10/24/2016	PURCHASED .036 SHS PRUDENTIAL FUNDS GLOBAL REAL ESTATE CL Q ON 10/21/2016 AT 23.83	.036	0.85
10/21/2016	10/24/2016	PURCHASED 6.575 SHS PRUDENTIAL FUNDS GLOBAL REAL ESTATE CL Q ON 10/21/2016 AT 23.83 FOR REINVESTMENT	6.575	156.69

TRUST EB FORMAT

Statement Period
Account Number

07/01/2016 through 06/30/2017
115150007300

Schedule Of Purchases

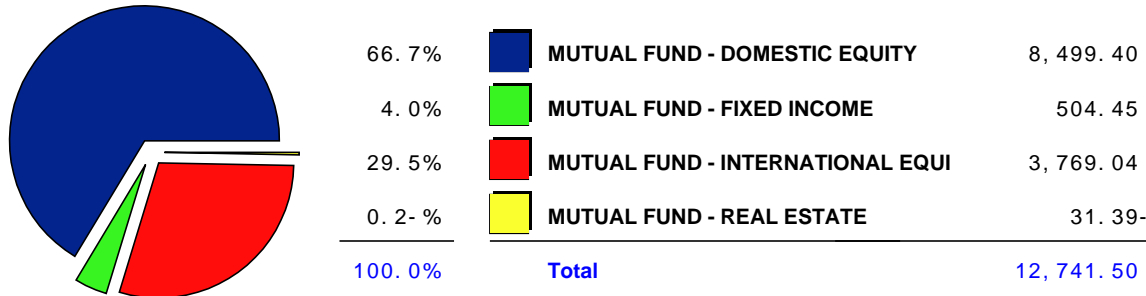
TRADE DATE	SETTLMT DATE	DESCRIPTION	UNITS	AVG COST
12/07/2016	12/08/2016	PURCHASED 663.864 SHS PRUDENTIAL FUNDS GLOBAL REAL ESTATE CL Q ON 12/07/2016 AT 23.32	663.864	15,481.31
12/09/2016	12/12/2016	PURCHASED 32.878 SHS PRUDENTIAL FUNDS GLOBAL REAL ESTATE CL Q ON 12/09/2016 AT 22.69 FOR REINVESTMENT	32.878	746.00
12/09/2016	12/12/2016	PURCHASED 25.125 SHS PRUDENTIAL FUNDS GLOBAL REAL ESTATE CL Q ON 12/09/2016 AT 22.69 FOR REINVESTMENT	25.125	570.08
01/20/2017	01/23/2017	PURCHASED .56 SHS PRUDENTIAL FUNDS GLOBAL REAL ESTATE CL Q ON 01/20/2017 AT 22.86 FOR REINVESTMENT	.56	12.80
04/07/2017	04/10/2017	PURCHASED 51.998 SHS PRUDENTIAL FUNDS GLOBAL REAL ESTATE CL Q ON 04/07/2017 AT 23.35	51.998	1,214.15
04/17/2017	04/18/2017	PURCHASED 2.316 SHS PRUDENTIAL FUNDS GLOBAL REAL ESTATE CL Q ON 04/17/2017 AT 23.85 FOR REINVESTMENT	2.316	55.23
TOTAL			1,036.12	24,266.60
TOTAL MUTUAL FUND - REAL ESTATE			3,459.914	60,644.99
TOTAL PURCHASES				671,937.79

Statement Period
Account Number

07/01/2016 through 06/30/2017
115150007300

Schedule Of Sales

Realized Gains & Losses Allocation



Realized Gains & Losses Schedule

TRADE DATE	SETTLMT DATE	DESCRIPTION	PROCEEDS	MKT / COST BASIS	MKT / COST GAIN / LOSS
MUTUAL FUND - FIXED INCOME					
BLACKROCK TOTAL RETURN - K					
07/12/2016	07/13/2016	SOLD 3.794 SHS BLACKROCK TOTAL RETURN - K ON 07/12/2016 AT 11.98	45.45	45.30 45.30	0.15 0.15
08/10/2016	08/11/2016	SOLD 3.876 SHS BLACKROCK TOTAL RETURN - K ON 08/10/2016 AT 12.00	46.51	46.28 46.28	0.23 0.23
09/13/2016	09/14/2016	SOLD 3.93 SHS BLACKROCK TOTAL RETURN - K ON 09/13/2016 AT 11.89	46.73	46.93 46.93	0.20- 0.20-
10/11/2016	10/12/2016	SOLD 3.939 SHS BLACKROCK TOTAL RETURN - K ON 10/11/2016 AT 11.90	46.88	47.03 47.03	0.15- 0.15-

TRUST EB FORMAT

Statement Period
Account Number

07/01/2016 through 06/30/2017
115150007300

Schedule Of Sales

TRADE DATE	SETTLMT DATE	DESCRIPTION	PROCEEDS	MKT / COST BASIS	MKT / COST GAIN / LOSS
11/15/2016	11/16/2016	SOLD 3.868 SHS BLACKROCK TOTAL RETURN - K ON 11/15/2016 AT 11.64	45.02	46.18 46.18	1.16- 1.16-
12/14/2016	12/15/2016	SOLD 4.029 SHS BLACKROCK TOTAL RETURN - K ON 12/14/2016 AT 11.51	46.37	47.64 47.64	1.27- 1.27-
01/18/2017	01/19/2017	SOLD 5.593 SHS BLACKROCK TOTAL RETURN - K ON 01/18/2017 AT 11.60	64.88	66.13 66.13	1.25- 1.25-
02/08/2017	02/09/2017	SOLD 5.655 SHS BLACKROCK TOTAL RETURN - K ON 02/08/2017 AT 11.64	65.82	66.86 66.86	1.04- 1.04-
03/09/2017	03/10/2017	SOLD 5.797 SHS BLACKROCK TOTAL RETURN - K ON 03/09/2017 AT 11.52	66.78	68.54 68.54	1.76- 1.76-
04/10/2017	04/11/2017	SOLD 5.775 SHS BLACKROCK TOTAL RETURN - K ON 04/10/2017 AT 11.63	67.16	68.22 68.22	1.06- 1.06-
05/08/2017	05/09/2017	SOLD 5.815 SHS BLACKROCK TOTAL RETURN - K ON 05/08/2017 AT 11.65	67.75	68.69 68.69	0.94- 0.94-
06/12/2017	06/13/2017	SOLD 5.826 SHS BLACKROCK TOTAL RETURN - K ON 06/12/2017 AT 11.75	68.46	68.82 68.82	0.36- 0.36-
TOTAL 57.897 SHS			677.81	686.62 686.62	8.81- 8.81-
BLACKROCK TOTAL RETURN					
07/05/2016	07/06/2016	SOLD 7.673 SHS BLACKROCK TOTAL RETURN ON 07/05/2016 AT 12.01	92.15	91.62 91.61	0.53 0.54
07/06/2016	07/07/2016	SOLD .5 SHS BLACKROCK TOTAL RETURN ON 07/06/2016 AT 12.01	6.01	5.97 5.97	0.04 0.04
TOTAL 8.173 SHS			98.16	97.59 97.58	0.57 0.58

TRUST EB FORMAT

Statement Period
Account Number

07/01/2016 through 06/30/2017
115150007300

Schedule Of Sales

TRADE DATE	SETTLMT DATE	DESCRIPTION	PROCEEDS	MKT / COST BASIS	MKT / COST GAIN / LOSS
BLACKROCK STRATEGIC INCOME FUND					
07/05/2016	07/06/2016	SOLD 4.28 SHS BLACKROCK STRATEGIC INCOME FUND ON 07/05/2016 AT 9.75	41.73	41.60 41.60	0.13 0.13
07/06/2016	07/07/2016	SOLD .5 SHS BLACKROCK STRATEGIC INCOME FUND ON 07/06/2016 AT 9.75	4.88	4.86 4.86	0.02 0.02
TOTAL 4.78 SHS			46.61	46.46 46.46	0.15 0.15
BLACKROCK STRATEGIC INCOME OPPS - K					
07/12/2016	07/13/2016	SOLD 1.937 SHS BLACKROCK STRATEGIC INCOME OPPS - K ON 07/12/2016 AT 9.78	18.94	18.83 18.81	0.11 0.13
08/10/2016	08/11/2016	SOLD 1.977 SHS BLACKROCK STRATEGIC INCOME OPPS - K ON 08/10/2016 AT 9.81	19.39	19.22 19.20	0.17 0.19
09/13/2016	09/14/2016	SOLD 1.989 SHS BLACKROCK STRATEGIC INCOME OPPS - K ON 09/13/2016 AT 9.79	19.47	19.33 19.31	0.14 0.16
10/11/2016	10/12/2016	SOLD 1.99 SHS BLACKROCK STRATEGIC INCOME OPPS - K ON 10/11/2016 AT 9.82	19.54	19.34 19.32	0.20 0.22
10/13/2016	10/14/2016	SOLD 1,945.094 SHS BLACKROCK STRATEGIC INCOME OPPS - K ON 10/13/2016 AT 9.81	19,081.37	18,907.66 18,888.38	173.71 192.99
10/17/2016	10/18/2016	SOLD .5 SHS BLACKROCK STRATEGIC INCOME OPPS - K ON 10/17/2016 AT 9.81	4.91	4.86 4.86	0.05 0.05
TOTAL 1,953.487 SHS			19,163.62	18,989.24 18,969.88	174.38 193.74

TRUST EB FORMAT

Statement Period
Account Number

07/01/2016 through 06/30/2017
115150007300

Schedule Of Sales

TRADE DATE	SETTLMT DATE	DESCRIPTION	PROCEEDS	MKT / COST BASIS	MKT / COST GAIN / LOSS
GUGGENHEIM INVESTMENTS MACRO OPPORTUNITIES INST.					
11/15/2016	11/16/2016	SOLD 1.147 SHS GUGGENHEIM INVESTMENTS MACRO OPPORTUNITIES INST. ON 11/15/2016 AT 26.17	30.03	29.95 29.95	0.08 0.08
12/14/2016	12/15/2016	SOLD 1.174 SHS GUGGENHEIM INVESTMENTS MACRO OPPORTUNITIES INST. ON 12/14/2016 AT 26.35	30.93	30.72 30.72	0.21 0.21
01/18/2017	01/19/2017	SOLD 1.633 SHS GUGGENHEIM INVESTMENTS MACRO OPPORTUNITIES INST. ON 01/18/2017 AT 26.51	43.28	42.73 42.73	0.55 0.55
02/08/2017	02/09/2017	SOLD 1.654 SHS GUGGENHEIM INVESTMENTS MACRO OPPORTUNITIES INST. ON 02/08/2017 AT 26.55	43.91	43.28 43.28	0.63 0.63
03/09/2017	03/10/2017	SOLD 1.676 SHS GUGGENHEIM INVESTMENTS MACRO OPPORTUNITIES INST. ON 03/09/2017 AT 26.58	44.55	43.85 43.85	0.70 0.70
04/10/2017	04/11/2017	SOLD 2.522 SHS GUGGENHEIM INVESTMENTS MACRO OPPORTUNITIES INST. ON 04/10/2017 AT 26.63	67.16	66.38 66.38	0.78 0.78
05/08/2017	05/09/2017	SOLD 2.545 SHS GUGGENHEIM INVESTMENTS MACRO OPPORTUNITIES INST. ON 05/08/2017 AT 26.62	67.75	66.99 66.99	0.76 0.76
06/12/2017	06/13/2017	SOLD 2.572 SHS GUGGENHEIM INVESTMENTS MACRO OPPORTUNITIES INST. ON 06/12/2017 AT 26.62	68.46	67.71 67.71	0.75 0.75
TOTAL 14.923 SHS			396.07	391.61 391.61	4.46 4.46
GUGGENHEIM INVESTMENTS INVESTMENT GRADE BOND FUND					
07/12/2016	07/13/2016	SOLD 2.061 SHS GUGGENHEIM INVESTMENTS INVESTMENT GRADE BOND FUND ON 07/12/2016 AT 18.38	37.88	37.67 37.67	0.21 0.21

TRUST EB FORMAT

Statement Period
Account Number

07/01/2016 through 06/30/2017
115150007300

Schedule Of Sales

TRADE DATE	SETTLMT DATE	DESCRIPTION	PROCEEDS	MKT / COST BASIS	MKT / COST GAIN / LOSS
08/10/2016	08/11/2016	SOLD 2.092 SHS GUGGENHEIM INVESTMENTS INVESTMENT GRADE BOND FUND ON 08/10/2016 AT 18.53	38.77	38.24 38.24	0.53 0.53
09/13/2016	09/14/2016	SOLD 2.117 SHS GUGGENHEIM INVESTMENTS INVESTMENT GRADE BOND FUND ON 09/13/2016 AT 18.40	38.95	38.70 38.70	0.25 0.25
10/11/2016	10/12/2016	SOLD 2.12 SHS GUGGENHEIM INVESTMENTS INVESTMENT GRADE BOND FUND ON 10/11/2016 AT 18.43	39.08	38.76 38.76	0.32 0.32
11/15/2016	11/16/2016	SOLD 2.898 SHS GUGGENHEIM INVESTMENTS INVESTMENT GRADE BOND FUND ON 11/15/2016 AT 18.13	52.54	53.13 53.13	0.59- 0.59-
12/14/2016	12/15/2016	SOLD 3.005 SHS GUGGENHEIM INVESTMENTS INVESTMENT GRADE BOND FUND ON 12/14/2016 AT 18.01	54.12	54.86 54.86	0.74- 0.74-
01/18/2017	01/19/2017	SOLD 4.163 SHS GUGGENHEIM INVESTMENTS INVESTMENT GRADE BOND FUND ON 01/18/2017 AT 18.19	75.72	75.99 75.99	0.27- 0.27-
02/08/2017	02/09/2017	SOLD 4.212 SHS GUGGENHEIM INVESTMENTS INVESTMENT GRADE BOND FUND ON 02/08/2017 AT 18.24	76.82	76.89 76.89	0.07- 0.07-
03/09/2017	03/10/2017	SOLD 4.311 SHS GUGGENHEIM INVESTMENTS INVESTMENT GRADE BOND FUND ON 03/09/2017 AT 18.08	77.94	78.69 78.69	0.75- 0.75-
04/07/2017	04/10/2017	SOLD 520.458 SHS GUGGENHEIM INVESTMENTS INVESTMENT GRADE BOND FUND ON 04/07/2017 AT 18.28	9,513.98	9,500.62 9,500.62	13.36 13.36
04/10/2017	04/11/2017	SOLD 3.672 SHS GUGGENHEIM INVESTMENTS INVESTMENT GRADE BOND FUND ON 04/10/2017 AT 18.29	67.16	67.03 67.03	0.13 0.13
05/08/2017	05/09/2017	SOLD 3.7 SHS GUGGENHEIM INVESTMENTS INVESTMENT GRADE BOND FUND ON 05/08/2017 AT 18.31	67.75	67.54 67.54	0.21 0.21
06/12/2017	06/13/2017	SOLD 3.711 SHS GUGGENHEIM INVESTMENTS INVESTMENT GRADE BOND FUND ON 06/12/2017 AT 18.45	68.46	67.75 67.75	0.71 0.71

TRUST EB FORMAT

Statement Period
Account Number

07/01/2016 through 06/30/2017
115150007300

Schedule Of Sales

TRADE DATE	SETTLMT DATE	DESCRIPTION	PROCEEDS	MKT / COST BASIS	MKT / COST GAIN / LOSS
TOTAL 558.52 SHS			10,209.17	10,195.87 10,195.87	13.30 13.30
HARTFORD WORLD BOND - Y					
07/12/2016	07/13/2016	SOLD 1.818 SHS HARTFORD WORLD BOND - Y ON 07/12/2016 AT 10.42	18.94	18.87 18.85	0.07 0.09
08/10/2016	08/11/2016	SOLD 1.859 SHS HARTFORD WORLD BOND - Y ON 08/10/2016 AT 10.43	19.39	19.30 19.28	0.09 0.11
09/13/2016	09/14/2016	SOLD 1.879 SHS HARTFORD WORLD BOND - Y ON 09/13/2016 AT 10.36	19.47	19.50 19.49	0.03- 0.02-
10/11/2016	10/12/2016	SOLD 1.881 SHS HARTFORD WORLD BOND - Y ON 10/11/2016 AT 10.39	19.54	19.52 19.51	0.02 0.03
11/15/2016	11/16/2016	SOLD 2.188 SHS HARTFORD WORLD BOND - Y ON 11/15/2016 AT 10.29	22.51	22.72 22.70	0.21- 0.19-
12/14/2016	12/15/2016	SOLD 2.26 SHS HARTFORD WORLD BOND - Y ON 12/14/2016 AT 10.26	23.19	23.38 23.37	0.19- 0.18-
01/18/2017	01/19/2017	SOLD 3.153 SHS HARTFORD WORLD BOND - Y ON 01/18/2017 AT 10.29	32.44	32.62 32.60	0.18- 0.16-
02/08/2017	02/09/2017	SOLD 3.183 SHS HARTFORD WORLD BOND - Y ON 02/08/2017 AT 10.34	32.91	32.93 32.91	0.02-
03/09/2017	03/10/2017	SOLD 3.235 SHS HARTFORD WORLD BOND - Y ON 03/09/2017 AT 10.32	33.39	33.47 33.45	0.08- 0.06-
04/10/2017	04/11/2017	SOLD 3.245 SHS HARTFORD WORLD BOND - Y ON 04/10/2017 AT 10.36	33.62	33.57 33.55	0.05 0.07
05/08/2017	05/09/2017	SOLD 3.274 SHS HARTFORD WORLD BOND - Y ON 05/08/2017 AT 10.36	33.92	33.87 33.85	0.05 0.07
06/12/2017	06/13/2017	SOLD 3.29 SHS HARTFORD WORLD BOND - Y ON 06/12/2017 AT 10.42	34.28	34.04 34.02	0.24 0.26
TOTAL 31.265 SHS			323.60	323.79 323.58	0.19- 0.02

TRUST EB FORMAT

Statement Period
Account Number

07/01/2016 through 06/30/2017
115150007300

Schedule Of Sales

TRADE DATE	SETTLMT DATE	DESCRIPTION	PROCEEDS	MKT / COST BASIS	MKT / COST GAIN / LOSS
		LEGG MASON BW GLOBAL OPPORTUNITIES BOND IS			
07/12/2016	07/13/2016	SOLD 2.086 SHS LEGG MASON BW GLOBAL OPPORTUNITIES BOND IS ON 07/12/2016 AT 10.89	22.72	22.49 21.45	0.23 1.27
08/10/2016	08/11/2016	SOLD 2.103 SHS LEGG MASON BW GLOBAL OPPORTUNITIES BOND IS ON 08/10/2016 AT 11.06	23.26	22.67 21.63	0.59 1.63
09/13/2016	09/14/2016	SOLD 2.165 SHS LEGG MASON BW GLOBAL OPPORTUNITIES BOND IS ON 09/13/2016 AT 10.79	23.36	23.34 22.26	0.02 1.10
10/11/2016	10/12/2016	SOLD 2.174 SHS LEGG MASON BW GLOBAL OPPORTUNITIES BOND IS ON 10/11/2016 AT 10.78	23.44	23.44 22.36	1.08
11/15/2016	11/16/2016	SOLD 2.19 SHS LEGG MASON BW GLOBAL OPPORTUNITIES BOND IS ON 11/15/2016 AT 10.28	22.51	23.61 22.56	1.10- 0.05-
12/14/2016	12/15/2016	SOLD 2.26 SHS LEGG MASON BW GLOBAL OPPORTUNITIES BOND IS ON 12/14/2016 AT 10.26	23.19	24.05 23.33	0.86- 0.14-
01/18/2017	01/19/2017	SOLD 3.209 SHS LEGG MASON BW GLOBAL OPPORTUNITIES BOND IS ON 01/18/2017 AT 10.11	32.44	34.11 33.11	1.67- 0.67-
02/08/2017	02/09/2017	SOLD 3.174 SHS LEGG MASON BW GLOBAL OPPORTUNITIES BOND IS ON 02/08/2017 AT 10.37	32.91	33.74 32.75	0.83- 0.16
03/09/2017	03/10/2017	SOLD 3.264 SHS LEGG MASON BW GLOBAL OPPORTUNITIES BOND IS ON 03/09/2017 AT 10.23	33.39	34.69 33.68	1.30- 0.29-
04/10/2017	04/11/2017	SOLD 3.196 SHS LEGG MASON BW GLOBAL OPPORTUNITIES BOND IS ON 04/10/2017 AT 10.52	33.62	33.96 33.00	0.34- 0.62
05/08/2017	05/09/2017	SOLD 3.185 SHS LEGG MASON BW GLOBAL OPPORTUNITIES BOND IS ON 05/08/2017 AT 10.65	33.92	33.84 32.89	0.08 1.03

TRUST EB FORMAT

Statement Period
Account Number

07/01/2016 through 06/30/2017
115150007300

Schedule Of Sales

TRADE DATE	SETTLMT DATE	DESCRIPTION	PROCEEDS	MKT / COST BASIS	MKT / COST GAIN / LOSS
06/12/2017	06/13/2017	SOLD 3.133 SHS LEGG MASON BW GLOBAL OPPORTUNITIES BOND IS ON 06/12/2017 AT 10.94	34.28	33.29 32.35	0.99 1.93
TOTAL 32.139 SHS			339.04	343.23 331.37	4.19- 7.67
LEGG MASON BW ALTERNATIVE CREDIT					
07/12/2016	07/13/2016	SOLD 1.987 SHS LEGG MASON BW ALTERNATIVE CREDIT ON 07/12/2016 AT 9.53	18.94	18.58 20.33	0.36 1.39-
08/10/2016	08/11/2016	SOLD 1.993 SHS LEGG MASON BW ALTERNATIVE CREDIT ON 08/10/2016 AT 9.73	19.39	18.63 20.39	0.76 1.00-
09/13/2016	09/14/2016	SOLD 2.013 SHS LEGG MASON BW ALTERNATIVE CREDIT ON 09/13/2016 AT 9.67	19.47	18.82 20.59	0.65 1.12-
10/11/2016	10/12/2016	SOLD 1.986 SHS LEGG MASON BW ALTERNATIVE CREDIT ON 10/11/2016 AT 9.84	19.54	18.57 20.32	0.97 0.78-
10/13/2016	10/14/2016	SOLD 410.71 SHS LEGG MASON BW ALTERNATIVE CREDIT ON 10/13/2016 AT 9.86	4,049.60	3,840.16 4,201.74	209.44 152.14-
11/15/2016	11/16/2016	SOLD 1.559 SHS LEGG MASON BW ALTERNATIVE CREDIT ON 11/15/2016 AT 9.63	15.01	14.58 15.95	0.43 0.94-
12/14/2016	12/15/2016	SOLD 1.574 SHS LEGG MASON BW ALTERNATIVE CREDIT ON 12/14/2016 AT 9.83	15.47	14.95 15.87	0.52 0.40-
01/18/2017	01/19/2017	SOLD 2.153 SHS LEGG MASON BW ALTERNATIVE CREDIT ON 01/18/2017 AT 10.05	21.64	20.44 21.71	1.20 0.07-
02/08/2017	02/09/2017	SOLD 2.157 SHS LEGG MASON BW ALTERNATIVE CREDIT ON 02/08/2017 AT 10.18	21.96	20.48 21.75	1.48 0.21

TRUST EB FORMAT

Statement Period
Account Number

07/01/2016 through 06/30/2017
115150007300

Schedule Of Sales

TRADE DATE	SETTLMT DATE	DESCRIPTION	PROCEEDS	MKT / COST BASIS	MKT / COST GAIN / LOSS
03/09/2017	03/10/2017	SOLD 2.185 SHS LEGG MASON BW ALTERNATIVE CREDIT ON 03/09/2017 AT 10.19	22.27	20.75 22.03	1.52 0.24
04/10/2017	04/11/2017	SOLD 3.303 SHS LEGG MASON BW ALTERNATIVE CREDIT ON 04/10/2017 AT 10.18	33.62	32.13 33.40	1.49 0.22
05/08/2017	05/09/2017	SOLD 3.319 SHS LEGG MASON BW ALTERNATIVE CREDIT ON 05/08/2017 AT 10.22	33.92	32.29 33.57	1.63 0.35
06/12/2017	06/13/2017	SOLD 3.312 SHS LEGG MASON BW ALTERNATIVE CREDIT ON 06/12/2017 AT 10.35	34.28	32.22 33.50	2.06 0.78
TOTAL 438.251 SHS			4,325.11	4,102.60 4,481.15	222.51 156.04-
PRUDENTIAL FUNDS TOTAL RETURN BOND CL Q					
07/12/2016	07/13/2016	SOLD 3.069 SHS PRUDENTIAL FUNDS TOTAL RETURN BOND CL Q ON 07/12/2016 AT 14.81	45.45	45.11 43.82	0.34 1.63
08/10/2016	08/11/2016	SOLD 3.13 SHS PRUDENTIAL FUNDS TOTAL RETURN BOND CL Q ON 08/10/2016 AT 14.86	46.51	46.01 44.70	0.50 1.81
09/13/2016	09/14/2016	SOLD 3.188 SHS PRUDENTIAL FUNDS TOTAL RETURN BOND CL Q ON 09/13/2016 AT 14.66	46.73	46.87 45.53	0.14- 1.20
10/11/2016	10/12/2016	SOLD 3.189 SHS PRUDENTIAL FUNDS TOTAL RETURN BOND CL Q ON 10/11/2016 AT 14.70	46.88	46.88 45.55	1.33
11/15/2016	11/16/2016	SOLD 3.676 SHS PRUDENTIAL FUNDS TOTAL RETURN BOND CL Q ON 11/15/2016 AT 14.29	52.53	54.05 52.79	1.52- 0.26-
12/14/2016	12/15/2016	SOLD 3.866 SHS PRUDENTIAL FUNDS TOTAL RETURN BOND CL Q ON 12/14/2016 AT 14.00	54.12	56.22 55.35	2.10- 1.23-

TRUST EB FORMAT

Statement Period
Account Number

07/01/2016 through 06/30/2017
115150007300

Schedule Of Sales

TRADE DATE	SETTLMT DATE	DESCRIPTION	PROCEEDS	MKT / COST BASIS	MKT / COST GAIN / LOSS
01/18/2017	01/19/2017	SOLD 5.34 SHS PRUDENTIAL FUNDS TOTAL RETURN BOND CL Q ON 01/18/2017 AT 14.18	75.72	77.65 76.44	1.93- 0.72-
02/08/2017	02/09/2017	SOLD 5.395 SHS PRUDENTIAL FUNDS TOTAL RETURN BOND CL Q ON 02/08/2017 AT 14.24	76.82	78.44 77.23	1.62- 0.41-
03/09/2017	03/10/2017	SOLD 5.543 SHS PRUDENTIAL FUNDS TOTAL RETURN BOND CL Q ON 03/09/2017 AT 14.06	77.93	80.59 79.35	2.66- 1.42-
04/07/2017	04/10/2017	SOLD 610.966 SHS PRUDENTIAL FUNDS TOTAL RETURN BOND CL Q ON 04/07/2017 AT 14.27	8,718.48	8,882.31 8,745.75	163.83- 27.27-
04/10/2017	04/11/2017	SOLD 4.703 SHS PRUDENTIAL FUNDS TOTAL RETURN BOND CL Q ON 04/10/2017 AT 14.28	67.16	68.37 67.32	1.21- 0.16-
05/08/2017	05/09/2017	SOLD 4.738 SHS PRUDENTIAL FUNDS TOTAL RETURN BOND CL Q ON 05/08/2017 AT 14.30	67.75	68.88 67.82	1.13- 0.07-
06/12/2017	06/13/2017	SOLD 4.731 SHS PRUDENTIAL FUNDS TOTAL RETURN BOND CL Q ON 06/12/2017 AT 14.47	68.46	68.78 67.72	0.32- 0.74
TOTAL 661.534 SHS			9,444.54	9,620.16 9,469.37	175.62- 24.83-
FRANKLIN TEMPLETON MUTUAL FDS. GLOBAL BOND R6					
07/12/2016	07/13/2016	SOLD 3.654 SHS FRANKLIN TEMPLETON MUTUAL FDS. GLOBAL BOND R6 ON 07/12/2016 AT 11.42	41.73	41.36 41.18	0.37 0.55
08/10/2016	08/11/2016	SOLD 3.752 SHS FRANKLIN TEMPLETON MUTUAL FDS. GLOBAL BOND R6 ON 08/10/2016 AT 11.38	42.70	42.47 42.29	0.23 0.41
09/13/2016	09/14/2016	SOLD 3.837 SHS FRANKLIN TEMPLETON MUTUAL FDS. GLOBAL BOND R6 ON 09/13/2016 AT 11.18	42.90	43.44 43.25	0.54- 0.35-

TRUST EB FORMAT

Statement Period
Account Number

07/01/2016 through 06/30/2017
115150007300

Schedule Of Sales

TRADE DATE	SETTLMT DATE	DESCRIPTION	PROCEEDS	MKT / COST BASIS	MKT / COST GAIN / LOSS
10/11/2016	10/12/2016	SOLD 3.756 SHS FRANKLIN TEMPLETON MUTUAL FDS. GLOBAL BOND R6 ON 10/11/2016 AT 11.46	43.04	42.52 42.33	0.52 0.71
10/13/2016	10/14/2016	SOLD 3,685.029 SHS FRANKLIN TEMPLETON MUTUAL FDS. GLOBAL BOND R6 ON 10/13/2016 AT 11.44	42,156.73	41,713.87 41,530.86	442.86 625.87
10/17/2016	10/18/2016	SOLD .5 SHS FRANKLIN TEMPLETON MUTUAL FDS. GLOBAL BOND R6 ON 10/17/2016 AT 11.44	5.72	5.66 5.64	0.06 0.08
10/20/2016	10/21/2016	SOLD .001 SHS FRANKLIN TEMPLETON MUTUAL FDS. GLOBAL BOND R6 ON 10/20/2016 AT 11.59	0.01	0.01 0.01	
TOTAL 3,700.529 SHS			42,332.83	41,889.33 41,705.56	443.50 627.27
WESTERN ASSET WESTERN ASSET CORE PLUS BOND					
07/05/2016	07/06/2016	SOLD 9.705 SHS WESTERN ASSET WESTERN ASSET CORE PLUS BOND ON 07/05/2016 AT 11.94	115.88	115.20 115.20	0.68 0.68
07/06/2016	07/07/2016	SOLD .5 SHS WESTERN ASSET WESTERN ASSET CORE PLUS BOND ON 07/06/2016 AT 11.94	5.97	5.93 5.93	0.04 0.04
TOTAL 10.205 SHS			121.85	121.13 121.13	0.72 0.72
WESTERN ASSET CORE PLUS BOND IS					
07/12/2016	07/13/2016	SOLD 3.803 SHS WESTERN ASSET CORE PLUS BOND IS ON 07/12/2016 AT 11.95	45.45	45.14 45.07	0.31 0.38
08/10/2016	08/11/2016	SOLD 3.876 SHS WESTERN ASSET CORE PLUS BOND IS ON 08/10/2016 AT 12.00	46.51	46.01 45.93	0.50 0.58
09/13/2016	09/14/2016	SOLD 3.94 SHS WESTERN ASSET CORE PLUS BOND IS ON 09/13/2016 AT 11.86	46.73	46.77 46.69	0.04 - 0.04

TRUST EB FORMAT

Statement Period
Account Number

07/01/2016 through 06/30/2017
115150007300

Schedule Of Sales

TRADE DATE	SETTLMT DATE	DESCRIPTION	PROCEEDS	MKT / COST BASIS	MKT / COST GAIN / LOSS
10/11/2016	10/12/2016	SOLD 3.939 SHS WESTERN ASSET CORE PLUS BOND IS ON 10/11/2016 AT 11.90	46.88	46.76 46.68	0.12 0.20
11/15/2016	11/16/2016	SOLD 4.529 SHS WESTERN ASSET CORE PLUS BOND IS ON 11/15/2016 AT 11.60	52.54	53.79 53.72	1.25- 1.18-
12/14/2016	12/15/2016	SOLD 4.768 SHS WESTERN ASSET CORE PLUS BOND IS ON 12/14/2016 AT 11.35	54.12	56.08 56.03	1.96- 1.91-
01/18/2017	01/19/2017	SOLD 6.619 SHS WESTERN ASSET CORE PLUS BOND IS ON 01/18/2017 AT 11.44	75.72	77.85 77.78	2.13- 2.06-
02/08/2017	02/09/2017	SOLD 6.668 SHS WESTERN ASSET CORE PLUS BOND IS ON 02/08/2017 AT 11.52	76.82	78.42 78.35	1.60- 1.53-
03/09/2017	03/10/2017	SOLD 6.849 SHS WESTERN ASSET CORE PLUS BOND IS ON 03/09/2017 AT 11.38	77.94	80.55 80.48	2.61- 2.54-
04/07/2017	04/10/2017	SOLD 778.399 SHS WESTERN ASSET CORE PLUS BOND IS ON 04/07/2017 AT 11.56	8,998.29	9,153.93 9,145.68	155.64- 147.39-
04/10/2017	04/11/2017	SOLD 5.805 SHS WESTERN ASSET CORE PLUS BOND IS ON 04/10/2017 AT 11.57	67.16	68.27 68.20	1.11- 1.04-
05/08/2017	05/09/2017	SOLD 5.835 SHS WESTERN ASSET CORE PLUS BOND IS ON 05/08/2017 AT 11.61	67.75	68.62 68.56	0.87- 0.81-
06/12/2017	06/13/2017	SOLD 5.826 SHS WESTERN ASSET CORE PLUS BOND IS ON 06/12/2017 AT 11.75	68.46	68.51 68.45	0.05- 0.01
TOTAL 840.856 SHS			9,724.37	9,890.70 9,881.62	166.33- 157.25-
TOTAL MUTUAL FUND - FIXED INCOME			97,202.78	96,698.33 96,701.80	504.45 500.98

TRUST EB FORMAT

Statement Period
Account Number

07/01/2016 through 06/30/2017
115150007300

Schedule Of Sales

TRADE DATE	SETTLMT DATE	DESCRIPTION	PROCEEDS	MKT / COST BASIS	MKT / COST GAIN / LOSS
MUTUAL FUND - DOMESTIC EQUITY					
ALGER FUNDS SMALL CAP FOCUS Z					
07/12/2016	07/13/2016	SOLD 2.62 SHS ALGER FUNDS SMALL CAP FOCUS Z ON 07/12/2016 AT 11.57	30.31	29.16 28.64	1.15 1.67
08/10/2016	08/11/2016	SOLD 2.596 SHS ALGER FUNDS SMALL CAP FOCUS Z ON 08/10/2016 AT 11.95	31.02	28.89 28.38	2.13 2.64
09/13/2016	09/14/2016	SOLD 2.614 SHS ALGER FUNDS SMALL CAP FOCUS Z ON 09/13/2016 AT 11.92	31.16	29.09 28.57	2.07 2.59
10/11/2016	10/12/2016	SOLD 2.578 SHS ALGER FUNDS SMALL CAP FOCUS Z ON 10/11/2016 AT 12.13	31.27	28.69 28.18	2.58 3.09
10/13/2016	10/14/2016	SOLD 150.33 SHS ALGER FUNDS SMALL CAP FOCUS Z ON 10/13/2016 AT 12.03	1,808.47	1,673.20 1,643.16	135.27 165.31
11/15/2016	11/16/2016	SOLD 2.423 SHS ALGER FUNDS SMALL CAP FOCUS Z ON 11/15/2016 AT 12.39	30.02	26.97 26.48	3.05 3.54
12/14/2016	12/15/2016	SOLD 2.496 SHS ALGER FUNDS SMALL CAP FOCUS Z ON 12/14/2016 AT 12.39	30.92	28.85 28.51	2.07 2.41
01/18/2017	01/19/2017	SOLD 3.466 SHS ALGER FUNDS SMALL CAP FOCUS Z ON 01/18/2017 AT 12.48	43.26	40.06 39.59	3.20 3.67
02/08/2017	02/09/2017	SOLD 3.548 SHS ALGER FUNDS SMALL CAP FOCUS Z ON 02/08/2017 AT 12.37	43.89	41.01 40.53	2.88 3.36
03/09/2017	03/10/2017	SOLD 3.423 SHS ALGER FUNDS SMALL CAP FOCUS Z ON 03/09/2017 AT 13.01	44.53	39.56 39.10	4.97 5.43
04/07/2017	04/10/2017	SOLD 54.815 SHS ALGER FUNDS SMALL CAP FOCUS Z ON 04/07/2017 AT 13.06	715.89	633.55 626.15	82.34 89.74

TRUST EB FORMAT

Statement Period
Account Number

07/01/2016 through 06/30/2017
115150007300

Schedule Of Sales

TRADE DATE	SETTLMT DATE	DESCRIPTION	PROCEEDS	MKT / COST BASIS	MKT / COST GAIN / LOSS
04/10/2017	04/11/2017	SOLD 3.442 SHS ALGER FUNDS SMALL CAP FOCUS Z ON 04/10/2017 AT 13.01	44.78	39.78 39.32	5.00 5.46
05/08/2017	05/09/2017	SOLD 3.366 SHS ALGER FUNDS SMALL CAP FOCUS Z ON 05/08/2017 AT 13.42	45.17	38.90 38.45	6.27 6.72
06/12/2017	06/13/2017	SOLD 3.24 SHS ALGER FUNDS SMALL CAP FOCUS Z ON 06/12/2017 AT 14.09	45.65	37.45 37.01	8.20 8.64
TOTAL 240.957 SHS			2,976.34	2,715.16 2,672.07	261.18 304.27
ALGER FUNDS SPECTRA Z					
07/12/2016	07/13/2016	SOLD 2.207 SHS ALGER FUNDS SPECTRA Z ON 07/12/2016 AT 17.16	37.88	36.72 40.71	1.16 2.83-
08/10/2016	08/11/2016	SOLD 2.213 SHS ALGER FUNDS SPECTRA Z ON 08/10/2016 AT 17.52	38.77	36.82 40.82	1.95 2.05-
09/13/2016	09/14/2016	SOLD 2.271 SHS ALGER FUNDS SPECTRA Z ON 09/13/2016 AT 17.15	38.95	37.79 41.89	1.16 2.94-
10/11/2016	10/12/2016	SOLD 2.242 SHS ALGER FUNDS SPECTRA Z ON 10/11/2016 AT 17.43	39.08	37.31 41.36	1.77 2.28-
10/13/2016	10/14/2016	SOLD 52.054 SHS ALGER FUNDS SPECTRA Z ON 10/13/2016 AT 17.36	903.65	866.18 960.26	37.47 56.61-
11/15/2016	11/16/2016	SOLD 2.191 SHS ALGER FUNDS SPECTRA Z ON 11/15/2016 AT 17.13	37.53	36.46 40.42	1.07 2.89-
12/14/2016	12/15/2016	SOLD 2.246 SHS ALGER FUNDS SPECTRA Z ON 12/14/2016 AT 17.21	38.66	37.92 40.64	0.74 1.98-
01/18/2017	01/19/2017	SOLD 3.067 SHS ALGER FUNDS SPECTRA Z ON 01/18/2017 AT 17.64	54.10	51.81 55.44	2.29 1.34-
02/08/2017	02/09/2017	SOLD 3.035 SHS ALGER FUNDS SPECTRA Z ON 02/08/2017 AT 18.08	54.88	51.27 54.86	3.61 0.02
03/09/2017	03/10/2017	SOLD 2.987 SHS ALGER FUNDS SPECTRA Z ON 03/09/2017 AT 18.64	55.68	50.45 54.00	5.23 1.68

TRUST EB FORMAT

Statement Period
Account Number

07/01/2016 through 06/30/2017
115150007300

Schedule Of Sales

TRADE DATE	SETTLMT DATE	DESCRIPTION	PROCEEDS	MKT / COST BASIS	MKT / COST GAIN / LOSS
04/07/2017	04/10/2017	SOLD 163.188 SHS ALGER FUNDS SPECTRA Z ON 04/07/2017 AT 18.81	3,069.57	2,756.45 2,949.91	313.12 119.66
04/10/2017	04/11/2017	SOLD 2.974 SHS ALGER FUNDS SPECTRA Z ON 04/10/2017 AT 18.83	56.00	50.23 53.76	5.77 2.24
05/08/2017	05/09/2017	SOLD 2.898 SHS ALGER FUNDS SPECTRA Z ON 05/08/2017 AT 19.49	56.48	48.95 52.39	7.53 4.09
06/12/2017	06/13/2017	SOLD 2.884 SHS ALGER FUNDS SPECTRA Z ON 06/12/2017 AT 19.79	57.08	48.71 52.13	8.37 4.95
TOTAL 246.457 SHS			4,538.31	4,147.07 4,478.59	391.24 59.72
BRANDES FUNDS INTERNATIONAL SMALL CAP R6					
11/15/2016	11/16/2016	SOLD 1.411 SHS BRANDES FUNDS INTERNATIONAL SMALL CAP R6 ON 11/15/2016 AT 13.30	18.77	18.82 18.82	0.05- 0.05-
12/14/2016	12/15/2016	SOLD 1.456 SHS BRANDES FUNDS INTERNATIONAL SMALL CAP R6 ON 12/14/2016 AT 13.28	19.33	19.40 19.40	0.07- 0.07-
01/18/2017	01/19/2017	SOLD 2.026 SHS BRANDES FUNDS INTERNATIONAL SMALL CAP R6 ON 01/18/2017 AT 13.35	27.05	26.99 26.99	0.06 0.06
02/08/2017	02/09/2017	SOLD 2 SHS BRANDES FUNDS INTERNATIONAL SMALL CAP R6 ON 02/08/2017 AT 13.72	27.44	26.64 26.64	0.80 0.80
03/09/2017	03/10/2017	SOLD 2.031 SHS BRANDES FUNDS INTERNATIONAL SMALL CAP R6 ON 03/09/2017 AT 13.71	27.84	27.05 27.05	0.79 0.79
04/07/2017	04/10/2017	SOLD 58.258 SHS BRANDES FUNDS INTERNATIONAL SMALL CAP R6 ON 04/07/2017 AT 13.84	806.29	776.17 776.17	30.12 30.12
04/10/2017	04/11/2017	SOLD 2.029 SHS BRANDES FUNDS INTERNATIONAL SMALL CAP R6 ON 04/10/2017 AT 13.80	28.00	27.03 27.03	0.97 0.97

TRUST EB FORMAT

Statement Period
Account Number

07/01/2016 through 06/30/2017
115150007300

Schedule Of Sales

TRADE DATE	SETTLMT DATE	DESCRIPTION	PROCEEDS	MKT / COST BASIS	MKT / COST GAIN / LOSS
05/08/2017	05/09/2017	SOLD 1.983 SHS BRANDES FUNDS INTERNATIONAL SMALL CAP R6 ON 05/08/2017 AT 14.24	28.24	26.42 26.42	1.82 1.82
06/12/2017	06/13/2017	SOLD 2.007 SHS BRANDES FUNDS INTERNATIONAL SMALL CAP R6 ON 06/12/2017 AT 14.22	28.54	26.74 26.74	1.80 1.80
TOTAL 73.201 SHS			1,011.50	975.26 975.26	36.24 36.24
BRANDES FUNDS EMERGING MARKETS VALUE R6					
11/15/2016	11/16/2016	SOLD 1.938 SHS BRANDES FUNDS EMERGING MARKETS VALUE R6 ON 11/15/2016 AT 7.74	15.00	15.52 15.52	0.52- 0.52-
12/14/2016	12/15/2016	SOLD 1.966 SHS BRANDES FUNDS EMERGING MARKETS VALUE R6 ON 12/14/2016 AT 7.86	15.45	15.70 15.70	0.25- 0.25-
01/18/2017	01/19/2017	SOLD 2.656 SHS BRANDES FUNDS EMERGING MARKETS VALUE R6 ON 01/18/2017 AT 8.14	21.62	21.21 21.21	0.41 0.41
02/08/2017	02/09/2017	SOLD 2.603 SHS BRANDES FUNDS EMERGING MARKETS VALUE R6 ON 02/08/2017 AT 8.43	21.94	20.79 20.79	1.15 1.15
03/09/2017	03/10/2017	SOLD 2.682 SHS BRANDES FUNDS EMERGING MARKETS VALUE R6 ON 03/09/2017 AT 8.30	22.26	21.42 21.42	0.84 0.84
04/07/2017	04/10/2017	SOLD 132.24 SHS BRANDES FUNDS EMERGING MARKETS VALUE R6 ON 04/07/2017 AT 8.64	1,142.55	1,055.97 1,055.97	86.58 86.58
04/10/2017	04/11/2017	SOLD 2.593 SHS BRANDES FUNDS EMERGING MARKETS VALUE R6 ON 04/10/2017 AT 8.63	22.38	20.71 20.71	1.67 1.67
05/08/2017	05/09/2017	SOLD 2.546 SHS BRANDES FUNDS EMERGING MARKETS VALUE R6 ON 05/08/2017 AT 8.87	22.58	20.33 20.33	2.25 2.25

TRUST EB FORMAT

Statement Period
Account Number

07/01/2016 through 06/30/2017
115150007300

Schedule Of Sales

TRADE DATE	SETTLMT DATE	DESCRIPTION	PROCEEDS	MKT / COST BASIS	MKT / COST GAIN / LOSS
06/12/2017	06/13/2017	SOLD 2.57 SHS BRANDES FUNDS EMERGING MARKETS VALUE R6 ON 06/12/2017 AT 8.88	22.82	20.52 20.52	2.30 2.30
TOTAL 151.794 SHS			1,306.60	1,212.17 1,212.17	94.43 94.43
COLUMBIA CONTRARIAN CORE					
07/12/2016	07/13/2016	SOLD 1.684 SHS COLUMBIA CONTRARIAN CORE ON 07/12/2016 AT 22.49	37.88	36.83 38.06	1.05 0.18-
08/10/2016	08/11/2016	SOLD 1.699 SHS COLUMBIA CONTRARIAN CORE ON 08/10/2016 AT 22.82	38.77	37.16 38.40	1.61 0.37
09/13/2016	09/14/2016	SOLD 1.74 SHS COLUMBIA CONTRARIAN CORE ON 09/13/2016 AT 22.39	38.95	38.05 39.33	0.90 0.38-
10/11/2016	10/12/2016	SOLD 1.734 SHS COLUMBIA CONTRARIAN CORE ON 10/11/2016 AT 22.54	39.08	37.92 39.19	1.16 0.11-
10/13/2016	10/14/2016	SOLD 27.799 SHS COLUMBIA CONTRARIAN CORE ON 10/13/2016 AT 22.49	625.19	607.96 628.29	17.23 3.10-
11/15/2016	11/16/2016	SOLD 1.644 SHS COLUMBIA CONTRARIAN CORE ON 11/15/2016 AT 22.83	37.53	35.95 37.16	1.58 0.37
12/14/2016	12/15/2016	SOLD 1.674 SHS COLUMBIA CONTRARIAN CORE ON 12/14/2016 AT 23.09	38.66	37.43 38.23	1.23 0.43
01/18/2017	01/19/2017	SOLD 2.329 SHS COLUMBIA CONTRARIAN CORE ON 01/18/2017 AT 23.23	54.10	52.07 53.20	2.03 0.90
02/08/2017	02/09/2017	SOLD 2.339 SHS COLUMBIA CONTRARIAN CORE ON 02/08/2017 AT 23.46	54.88	52.30 53.43	2.58 1.45

TRUST EB FORMAT

Statement Period
Account Number

07/01/2016 through 06/30/2017
115150007300

Schedule Of Sales

TRADE DATE	SETTLMT DATE	DESCRIPTION	PROCEEDS	MKT / COST BASIS	MKT / COST GAIN / LOSS
03/09/2017	03/10/2017	SOLD 2.279 SHS COLUMBIA CONTRARIAN CORE ON 03/09/2017 AT 24.43	55.68	50.95 52.06	4.73 3.62
04/07/2017	04/10/2017	SOLD 88.147 SHS COLUMBIA CONTRARIAN CORE ON 04/07/2017 AT 24.36	2,147.27	1,970.79 2,013.66	176.48 133.61
04/10/2017	04/11/2017	SOLD 2.298 SHS COLUMBIA CONTRARIAN CORE ON 04/10/2017 AT 24.37	56.00	51.38 52.50	4.62 3.50
05/08/2017	05/09/2017	SOLD 2.264 SHS COLUMBIA CONTRARIAN CORE ON 05/08/2017 AT 24.95	56.48	50.62 51.72	5.86 4.76
06/12/2017	06/13/2017	SOLD 2.251 SHS COLUMBIA CONTRARIAN CORE ON 06/12/2017 AT 25.36	57.08	50.33 51.42	6.75 5.66
TOTAL 139.881 SHS			3,337.55	3,109.74 3,186.65	227.81 150.90
OAKMARK SELECT					
07/12/2016	07/13/2016	SOLD 1.158 SHS OAKMARK SELECT ON 07/12/2016 AT 39.28	45.48	44.03 46.59	1.45 1.11-
08/10/2016	08/11/2016	SOLD 1.167 SHS OAKMARK SELECT ON 08/10/2016 AT 39.86	46.53	44.37 46.95	2.16 0.42-
09/13/2016	09/14/2016	SOLD 1.153 SHS OAKMARK SELECT ON 09/13/2016 AT 40.53	46.74	43.84 46.39	2.90 0.35
10/11/2016	10/12/2016	SOLD 1.15 SHS OAKMARK SELECT ON 10/11/2016 AT 40.75	46.86	43.72 46.27	3.14 0.59
10/13/2016	10/14/2016	SOLD 63.21 SHS OAKMARK SELECT ON 10/13/2016 AT 40.45	2,556.86	2,403.23 2,543.19	153.63 13.67
11/15/2016	11/16/2016	SOLD 1.039 SHS OAKMARK SELECT ON 11/15/2016 AT 43.35	45.04	39.50 41.80	5.54 3.24
12/14/2016	12/15/2016	SOLD 1.065 SHS OAKMARK SELECT ON 12/14/2016 AT 43.56	46.39	42.45 44.01	3.94 2.38

TRUST EB FORMAT

Statement Period
Account Number

07/01/2016 through 06/30/2017
115150007300

Schedule Of Sales

TRADE DATE	SETTLMT DATE	DESCRIPTION	PROCEEDS	MKT / COST BASIS	MKT / COST GAIN / LOSS
01/18/2017	01/19/2017	SOLD 1.499 SHS OAKMARK SELECT ON 01/18/2017 AT 43.29	64.91	59.75 61.94	5.16 2.97
02/08/2017	02/09/2017	SOLD 1.519 SHS OAKMARK SELECT ON 02/08/2017 AT 43.36	65.86	60.54 62.77	5.32 3.09
03/09/2017	03/10/2017	SOLD 1.509 SHS OAKMARK SELECT ON 03/09/2017 AT 44.26	66.81	60.15 62.36	6.66 4.45
04/07/2017	04/10/2017	SOLD 1,740.416 SHS OAKMARK SELECT ON 04/07/2017 AT 43.90	76,404.26	69,369.39 71,920.06	7,034.87 4,484.20
04/10/2017	04/11/2017	SOLD .5 SHS OAKMARK SELECT ON 04/10/2017 AT 43.98	21.99	19.93 20.66	2.06 1.33
TOTAL 1,815.385 SHS			79,457.73	72,230.90 74,942.99	7,226.83 4,514.74
OAKMARK SELECT FUND-INSTITUTIONAL					
04/10/2017	04/11/2017	SOLD 1.527 SHS OAKMARK SELECT FUND-INSTITUTIONAL ON 04/10/2017 AT 44.01	67.19	67.08 67.08	0.11 0.11
05/08/2017	05/09/2017	SOLD 1.507 SHS OAKMARK SELECT FUND-INSTITUTIONAL ON 05/08/2017 AT 44.95	67.76	66.20 66.20	1.56 1.56
06/12/2017	06/13/2017	SOLD 1.524 SHS OAKMARK SELECT FUND-INSTITUTIONAL ON 06/12/2017 AT 44.95	68.50	66.95 66.95	1.55 1.55
TOTAL 4.558 SHS			203.45	200.23 200.23	3.22 3.22
HARTFORD FUNDS MIDCAP CLASS Y					
07/12/2016	07/13/2016	SOLD 1.044 SHS HARTFORD FUNDS MIDCAP CLASS Y ON 07/12/2016 AT 29.04	30.31	29.47 31.69	0.84 1.38-
08/10/2016	08/11/2016	SOLD 1.07 SHS HARTFORD FUNDS MIDCAP CLASS Y ON 08/10/2016 AT 28.99	31.02	30.21 32.48	0.81 1.46-

TRUST EB FORMAT

Statement Period
Account Number

07/01/2016 through 06/30/2017
115150007300

Schedule Of Sales

TRADE DATE	SETTLMT DATE	DESCRIPTION	PROCEEDS	MKT / COST BASIS	MKT / COST GAIN / LOSS
09/13/2016	09/14/2016	SOLD 1.089 SHS HARTFORD FUNDS MIDCAP CLASS Y ON 09/13/2016 AT 28.62	31.16	30.74 33.05	0.42 1.89-
10/11/2016	10/12/2016	SOLD 1.082 SHS HARTFORD FUNDS MIDCAP CLASS Y ON 10/11/2016 AT 28.90	31.27	30.54 32.84	0.73 1.57-
10/13/2016	10/14/2016	SOLD 16.686 SHS HARTFORD FUNDS MIDCAP CLASS Y ON 10/13/2016 AT 28.76	479.89	471.04 506.43	8.85 26.54-
11/15/2016	11/16/2016	SOLD .996 SHS HARTFORD FUNDS MIDCAP CLASS Y ON 11/15/2016 AT 30.13	30.02	28.12 30.23	1.90 0.21-
12/14/2016	12/15/2016	SOLD 1.004 SHS HARTFORD FUNDS MIDCAP CLASS Y ON 12/14/2016 AT 30.81	30.92	29.25 30.71	1.67 0.21
01/18/2017	01/19/2017	SOLD 1.409 SHS HARTFORD FUNDS MIDCAP CLASS Y ON 01/18/2017 AT 30.71	43.26	41.09 43.08	2.17 0.18
02/08/2017	02/09/2017	SOLD 1.411 SHS HARTFORD FUNDS MIDCAP CLASS Y ON 02/08/2017 AT 31.10	43.89	41.15 43.14	2.74 0.75
03/09/2017	03/10/2017	SOLD 1.406 SHS HARTFORD FUNDS MIDCAP CLASS Y ON 03/09/2017 AT 31.68	44.53	41.00 42.99	3.53 1.54
04/07/2017	04/10/2017	SOLD 43.542 SHS HARTFORD FUNDS MIDCAP CLASS Y ON 04/07/2017 AT 31.08	1,353.29	1,269.69 1,331.40	83.60 21.89
04/10/2017	04/11/2017	SOLD 1.439 SHS HARTFORD FUNDS MIDCAP CLASS Y ON 04/10/2017 AT 31.12	44.78	41.96 44.00	2.82 0.78
05/08/2017	05/09/2017	SOLD 1.409 SHS HARTFORD FUNDS MIDCAP CLASS Y ON 05/08/2017 AT 32.06	45.17	41.09 43.08	4.08 2.09
06/12/2017	06/13/2017	SOLD 1.376 SHS HARTFORD FUNDS MIDCAP CLASS Y ON 06/12/2017 AT 33.17	45.65	40.12 42.07	5.53 3.58

TRUST EB FORMAT

Statement Period
Account Number

07/01/2016 through 06/30/2017
115150007300

Schedule Of Sales

TRADE DATE	SETTLMT DATE	DESCRIPTION	PROCEEDS	MKT / COST BASIS	MKT / COST GAIN / LOSS
TOTAL 74.963 SHS			2,285.16	2,165.47 2,287.19	119.69 2.03-
UNDISCOVERED MANAGERS BEHAVIORAL VALUE R6					
07/12/2016	07/13/2016	SOLD .509 SHS UNDISCOVERED MANAGERS BEHAVIORAL VALUE R6 ON 07/12/2016 AT 59.52	30.32	29.28 28.86	1.04 1.46
08/10/2016	08/11/2016	SOLD .516 SHS UNDISCOVERED MANAGERS BEHAVIORAL VALUE R6 ON 08/10/2016 AT 60.14	31.03	29.68 29.26	1.35 1.77
09/13/2016	09/14/2016	SOLD .519 SHS UNDISCOVERED MANAGERS BEHAVIORAL VALUE R6 ON 09/13/2016 AT 60.04	31.17	29.85 29.43	1.32 1.74
10/11/2016	10/12/2016	SOLD .514 SHS UNDISCOVERED MANAGERS BEHAVIORAL VALUE R6 ON 10/11/2016 AT 60.83	31.27	29.57 29.14	1.70 2.13
10/13/2016	10/14/2016	SOLD 13.98 SHS UNDISCOVERED MANAGERS BEHAVIORAL VALUE R6 ON 10/13/2016 AT 60.55	846.51	804.13 792.67	42.38 53.84
11/15/2016	11/16/2016	SOLD .464 SHS UNDISCOVERED MANAGERS BEHAVIORAL VALUE R6 ON 11/15/2016 AT 64.78	30.03	26.69 26.31	3.34 3.72
12/14/2016	12/15/2016	SOLD .471 SHS UNDISCOVERED MANAGERS BEHAVIORAL VALUE R6 ON 12/14/2016 AT 65.64	30.93	28.58 28.31	2.35 2.62
01/18/2017	01/19/2017	SOLD .663 SHS UNDISCOVERED MANAGERS BEHAVIORAL VALUE R6 ON 01/18/2017 AT 65.27	43.28	40.33 39.97	2.95 3.31
02/08/2017	02/09/2017	SOLD .673 SHS UNDISCOVERED MANAGERS BEHAVIORAL VALUE R6 ON 02/08/2017 AT 65.22	43.90	40.94 40.57	2.96 3.33
03/09/2017	03/10/2017	SOLD .688 SHS UNDISCOVERED MANAGERS BEHAVIORAL VALUE R6 ON 03/09/2017 AT 64.74	44.54	41.85 41.47	2.69 3.07

TRUST EB FORMAT

Statement Period
Account Number

07/01/2016 through 06/30/2017
115150007300

Schedule Of Sales

TRADE DATE	SETTLMT DATE	DESCRIPTION	PROCEEDS	MKT / COST BASIS	MKT / COST GAIN / LOSS
04/07/2017	04/10/2017	SOLD 14.51 SHS UNDISCOVERED MANAGERS BEHAVIORAL VALUE R6 ON 04/07/2017 AT 65.32	947.80	882.67 874.70	65.13 73.10
04/10/2017	04/11/2017	SOLD .683 SHS UNDISCOVERED MANAGERS BEHAVIORAL VALUE R6 ON 04/10/2017 AT 65.58	44.80	41.55 41.17	3.25 3.63
05/08/2017	05/09/2017	SOLD .683 SHS UNDISCOVERED MANAGERS BEHAVIORAL VALUE R6 ON 05/08/2017 AT 66.13	45.19	41.55 41.17	3.64 4.02
06/12/2017	06/13/2017	SOLD .679 SHS UNDISCOVERED MANAGERS BEHAVIORAL VALUE R6 ON 06/12/2017 AT 67.24	45.67	41.30 40.93	4.37 4.74
TOTAL 35.552 SHS			2,246.44	2,107.97 2,083.96	138.47 162.48
VANGUARD GROUP MID CAP INDEX FUND					
07/08/2016	07/11/2016	SOLD .5 SHS VANGUARD GROUP MID CAP INDEX FUND ON 07/08/2016 AT 34.38	17.19	16.90 17.40	0.29 0.21-
TOTAL .5 SHS			17.19	16.90 17.40	0.29 0.21-
TOTAL MUTUAL FUND - DOMESTIC EQUITY			97,380.27	88,880.87 92,056.51	8,499.40 5,323.76
MUTUAL FUND - INTERNATIONAL EQUITY					
BRANDES FUNDS INTERNATIONAL EQUITY - R6					
07/12/2016	07/13/2016	SOLD 2.51 SHS BRANDES FUNDS INTERNATIONAL EQUITY - R6 ON 07/12/2016 AT 15.09	37.88	37.15 37.27	0.73 0.61
08/10/2016	08/11/2016	SOLD 2.495 SHS BRANDES FUNDS INTERNATIONAL EQUITY - R6 ON 08/10/2016 AT 15.54	38.77	36.93 37.05	1.84 1.72

TRUST EB FORMAT

Statement Period
Account Number

07/01/2016 through 06/30/2017
115150007300

Schedule Of Sales

TRADE DATE	SETTLMT DATE	DESCRIPTION	PROCEEDS	MKT / COST BASIS	MKT / COST GAIN / LOSS
09/13/2016	09/14/2016	SOLD 2.506 SHS BRANDES FUNDS INTERNATIONAL EQUITY - R6 ON 09/13/2016 AT 15.54	38.95	37.09 37.21	1.86 1.74
10/11/2016	10/12/2016	SOLD 2.5 SHS BRANDES FUNDS INTERNATIONAL EQUITY - R6 ON 10/11/2016 AT 15.63	39.07	37.01 37.13	2.06 1.94
10/13/2016	10/14/2016	SOLD 1,061.381 SHS BRANDES FUNDS INTERNATIONAL EQUITY - R6 ON 10/13/2016 AT 15.52	16,472.63	15,713.19 15,765.29	759.44 707.34
11/15/2016	11/16/2016	SOLD 1.441 SHS BRANDES FUNDS INTERNATIONAL EQUITY - R6 ON 11/15/2016 AT 15.62	22.51	21.33 21.40	1.18 1.11
12/14/2016	12/15/2016	SOLD 1.453 SHS BRANDES FUNDS INTERNATIONAL EQUITY - R6 ON 12/14/2016 AT 15.96	23.19	22.14 22.19	1.05 1.00
01/18/2017	01/19/2017	SOLD 2.002 SHS BRANDES FUNDS INTERNATIONAL EQUITY - R6 ON 01/18/2017 AT 16.21	32.45	30.52 30.59	1.93 1.86
02/08/2017	02/09/2017	SOLD 2.02 SHS BRANDES FUNDS INTERNATIONAL EQUITY - R6 ON 02/08/2017 AT 16.30	32.92	30.79 30.86	2.13 2.06
03/09/2017	03/10/2017	SOLD 2.049 SHS BRANDES FUNDS INTERNATIONAL EQUITY - R6 ON 03/09/2017 AT 16.30	33.40	31.24 31.30	2.16 2.10
04/07/2017	04/10/2017	SOLD 18.405 SHS BRANDES FUNDS INTERNATIONAL EQUITY - R6 ON 04/07/2017 AT 16.34	300.74	280.69 281.29	20.05 19.45
04/10/2017	04/11/2017	SOLD 2.058 SHS BRANDES FUNDS INTERNATIONAL EQUITY - R6 ON 04/10/2017 AT 16.32	33.59	31.39 31.45	2.20 2.14
05/08/2017	05/09/2017	SOLD 1.985 SHS BRANDES FUNDS INTERNATIONAL EQUITY - R6 ON 05/08/2017 AT 17.07	33.88	30.27 30.34	3.61 3.54
06/12/2017	06/13/2017	SOLD 1.994 SHS BRANDES FUNDS INTERNATIONAL EQUITY - R6 ON 06/12/2017 AT 17.17	34.24	30.41 30.48	3.83 3.76

TRUST EB FORMAT

Statement Period
Account Number

07/01/2016 through 06/30/2017
115150007300

Schedule Of Sales

TRADE DATE	SETTLMT DATE	DESCRIPTION	PROCEEDS	MKT / COST BASIS	MKT / COST GAIN / LOSS
TOTAL 1,104.799 SHS			17,174.22	16,370.15 16,423.85	804.07 750.37
BRANDES FUNDS INTERNATIONAL SMALL CAP EQUITY					
07/12/2016	07/13/2016	SOLD 1.459 SHS BRANDES FUNDS INTERNATIONAL SMALL CAP EQUITY ON 07/12/2016 AT 12.99	18.95	18.66 19.32	0.29 0.37-
08/10/2016	08/11/2016	SOLD 1.455 SHS BRANDES FUNDS INTERNATIONAL SMALL CAP EQUITY ON 08/10/2016 AT 13.33	19.39	18.61 19.26	0.78 0.13
09/13/2016	09/14/2016	SOLD 1.458 SHS BRANDES FUNDS INTERNATIONAL SMALL CAP EQUITY ON 09/13/2016 AT 13.36	19.48	18.65 19.30	0.83 0.18
10/11/2016	10/12/2016	SOLD 1.467 SHS BRANDES FUNDS INTERNATIONAL SMALL CAP EQUITY ON 10/11/2016 AT 13.33	19.55	18.76 19.42	0.79 0.13
10/13/2016	10/14/2016	SOLD 1,496.024 SHS BRANDES FUNDS INTERNATIONAL SMALL CAP EQUITY ON 10/13/2016 AT 13.34	19,956.96	19,135.60 19,806.23	821.36 150.73
10/17/2016	10/18/2016	SOLD .5 SHS BRANDES FUNDS INTERNATIONAL SMALL CAP EQUITY ON 10/17/2016 AT 13.31	6.66	6.40 6.62	0.26 0.04
TOTAL 1,502.363 SHS			20,040.99	19,216.68 19,890.15	824.31 150.84
BRANDES FUNDS EMERGING MARKETS FUND CLASS I					
07/12/2016	07/13/2016	SOLD 1.978 SHS BRANDES FUNDS EMERGING MARKETS FUND CLASS I ON 07/12/2016 AT 7.66	15.15	14.64 14.28	0.51 0.87
08/10/2016	08/11/2016	SOLD 1.935 SHS BRANDES FUNDS EMERGING MARKETS FUND CLASS I ON 08/10/2016 AT 8.01	15.50	14.32 13.97	1.18 1.53
09/13/2016	09/14/2016	SOLD 1.983 SHS BRANDES FUNDS EMERGING MARKETS FUND CLASS I ON 09/13/2016 AT 7.85	15.57	14.67 14.32	0.90 1.25

TRUST EB FORMAT

Statement Period
Account Number

07/01/2016 through 06/30/2017
115150007300

Schedule Of Sales

TRADE DATE	SETTLMT DATE	DESCRIPTION	PROCEEDS	MKT / COST BASIS	MKT / COST GAIN / LOSS
10/11/2016	10/12/2016	SOLD 1.946 SHS BRANDES FUNDS EMERGING MARKETS FUND CLASS I ON 10/11/2016 AT 8.03	15.63	14.40 14.05	1.23 1.58
10/13/2016	10/14/2016	SOLD 2,094.672 SHS BRANDES FUNDS EMERGING MARKETS FUND CLASS I ON 10/13/2016 AT 8.00	16,757.38	15,504.89 15,128.39	1,252.49 1,628.99
10/17/2016	10/18/2016	SOLD .5 SHS BRANDES FUNDS EMERGING MARKETS FUND CLASS I ON 10/17/2016 AT 8.05	4.03	3.70 3.61	0.33 0.42
TOTAL 2,103.014 SHS			16,823.26	15,566.62 15,188.62	1,256.64 1,634.64
HARTFORD INTERNATIONAL VALUE - Y					
07/12/2016	07/13/2016	SOLD 2.166 SHS HARTFORD INTERNATIONAL VALUE - Y ON 07/12/2016 AT 13.99	30.30	29.39 29.11	0.91 1.19
08/10/2016	08/11/2016	SOLD 2.083 SHS HARTFORD INTERNATIONAL VALUE - Y ON 08/10/2016 AT 14.89	31.01	28.27 28.00	2.74 3.01
09/13/2016	09/14/2016	SOLD 2.086 SHS HARTFORD INTERNATIONAL VALUE - Y ON 09/13/2016 AT 14.93	31.15	28.31 28.04	2.84 3.11
10/11/2016	10/12/2016	SOLD 2.052 SHS HARTFORD INTERNATIONAL VALUE - Y ON 10/11/2016 AT 15.23	31.25	27.85 27.58	3.40 3.67
10/13/2016	10/14/2016	SOLD 164.74 SHS HARTFORD INTERNATIONAL VALUE - Y ON 10/13/2016 AT 15.10	2,487.58	2,235.50 2,214.10	252.08 273.48
11/15/2016	11/16/2016	SOLD 1.937 SHS HARTFORD INTERNATIONAL VALUE - Y ON 11/15/2016 AT 15.50	30.02	26.28 26.03	3.74 3.99
12/14/2016	12/15/2016	SOLD 1.945 SHS HARTFORD INTERNATIONAL VALUE - Y ON 12/14/2016 AT 15.90	30.93	27.94 27.76	2.99 3.17

TRUST EB FORMAT

Statement Period
Account Number

07/01/2016 through 06/30/2017
115150007300

Schedule Of Sales

TRADE DATE	SETTLMT DATE	DESCRIPTION	PROCEEDS	MKT / COST BASIS	MKT / COST GAIN / LOSS
01/18/2017	01/19/2017	SOLD 2.781 SHS HARTFORD INTERNATIONAL VALUE - Y ON 01/18/2017 AT 15.56	43.27	40.07 39.84	3.20 3.43
02/08/2017	02/09/2017	SOLD 2.78 SHS HARTFORD INTERNATIONAL VALUE - Y ON 02/08/2017 AT 15.79	43.90	40.06 39.82	3.84 4.08
03/09/2017	03/10/2017	SOLD 2.808 SHS HARTFORD INTERNATIONAL VALUE - Y ON 03/09/2017 AT 15.86	44.54	40.46 40.22	4.08 4.32
04/07/2017	04/10/2017	SOLD 123.125 SHS HARTFORD INTERNATIONAL VALUE - Y ON 04/07/2017 AT 16.03	1,973.70	1,774.10 1,763.74	199.60 209.96
04/10/2017	04/11/2017	SOLD 2.798 SHS HARTFORD INTERNATIONAL VALUE - Y ON 04/10/2017 AT 16.01	44.79	40.32 40.08	4.47 4.71
05/08/2017	05/09/2017	SOLD 2.694 SHS HARTFORD INTERNATIONAL VALUE - Y ON 05/08/2017 AT 16.77	45.18	38.82 38.59	6.36 6.59
06/12/2017	06/13/2017	SOLD 2.689 SHS HARTFORD INTERNATIONAL VALUE - Y ON 06/12/2017 AT 16.98	45.66	38.75 38.52	6.91 7.14
TOTAL 316.684 SHS			4,913.28	4,416.12 4,381.43	497.16 531.85
CLEARBRIDGE INTERNATIONAL CM CAP - IS					
07/12/2016	07/13/2016	SOLD 1.268 SHS CLEARBRIDGE INTERNATIONAL CM CAP - IS ON 07/12/2016 AT 14.95	18.95	18.56 18.39	0.39 0.56
08/10/2016	08/11/2016	SOLD 1.249 SHS CLEARBRIDGE INTERNATIONAL CM CAP - IS ON 08/10/2016 AT 15.52	19.39	18.29 18.11	1.10 1.28
09/13/2016	09/14/2016	SOLD 1.259 SHS CLEARBRIDGE INTERNATIONAL CM CAP - IS ON 09/13/2016 AT 15.47	19.48	18.43 18.26	1.05 1.22

TRUST EB FORMAT

Statement Period
Account Number

07/01/2016 through 06/30/2017
115150007300

Schedule Of Sales

TRADE DATE	SETTLMT DATE	DESCRIPTION	PROCEEDS	MKT / COST BASIS	MKT / COST GAIN / LOSS
10/11/2016	10/12/2016	SOLD 1.257 SHS CLEARBRIDGE INTERNATIONAL CM CAP - IS ON 10/11/2016 AT 15.55	19.55	18.40 18.23	1.15 1.32
10/13/2016	10/14/2016	SOLD 26.091 SHS CLEARBRIDGE INTERNATIONAL CM CAP - IS ON 10/13/2016 AT 15.48	403.89	381.97 378.32	21.92 25.57
11/15/2016	11/16/2016	SOLD 1.25 SHS CLEARBRIDGE INTERNATIONAL CM CAP - IS ON 11/15/2016 AT 15.01	18.77	18.30 18.13	0.47 0.64
12/14/2016	12/15/2016	SOLD 1.273 SHS CLEARBRIDGE INTERNATIONAL CM CAP - IS ON 12/14/2016 AT 15.19	19.33	18.93 18.81	0.40 0.52
01/18/2017	01/19/2017	SOLD 1.768 SHS CLEARBRIDGE INTERNATIONAL CM CAP - IS ON 01/18/2017 AT 15.30	27.05	26.28 26.12	0.77 0.93
02/08/2017	02/09/2017	SOLD 1.749 SHS CLEARBRIDGE INTERNATIONAL CM CAP - IS ON 02/08/2017 AT 15.69	27.44	26.00 25.84	1.44 1.60
03/09/2017	03/10/2017	SOLD 1.776 SHS CLEARBRIDGE INTERNATIONAL CM CAP - IS ON 03/09/2017 AT 15.68	27.84	26.40 26.24	1.44 1.60
04/07/2017	04/10/2017	SOLD 48.471 SHS CLEARBRIDGE INTERNATIONAL CM CAP - IS ON 04/07/2017 AT 16.24	787.17	720.57 716.16	66.60 71.01
04/10/2017	04/11/2017	SOLD 1.722 SHS CLEARBRIDGE INTERNATIONAL CM CAP - IS ON 04/10/2017 AT 16.26	28.00	25.60 25.44	2.40 2.56
05/08/2017	05/09/2017	SOLD 1.677 SHS CLEARBRIDGE INTERNATIONAL CM CAP - IS ON 05/08/2017 AT 16.84	28.24	24.93 24.78	3.31 3.46
06/12/2017	06/13/2017	SOLD 1.66 SHS CLEARBRIDGE INTERNATIONAL CM CAP - IS ON 06/12/2017 AT 17.19	28.54	24.68 24.53	3.86 4.01
TOTAL 92.47 SHS			1,473.64	1,367.34 1,357.36	106.30 116.28

TRUST EB FORMAT

Statement Period
Account Number

07/01/2016 through 06/30/2017
115150007300

Schedule Of Sales

TRADE DATE	SETTLMT DATE	DESCRIPTION	PROCEEDS	MKT / COST BASIS	MKT / COST GAIN / LOSS
		AMERICAN FUNDS NEW PERSPECTIVE F2			
07/12/2016	07/13/2016	SOLD .625 SHS AMERICAN FUNDS NEW PERSPECTIVE F2 ON 07/12/2016 AT 36.36	22.73	22.09 23.92	0.64 1.19-
08/10/2016	08/11/2016	SOLD .626 SHS AMERICAN FUNDS NEW PERSPECTIVE F2 ON 08/10/2016 AT 37.14	23.26	22.13 23.96	1.13 0.70-
09/13/2016	09/14/2016	SOLD .638 SHS AMERICAN FUNDS NEW PERSPECTIVE F2 ON 09/13/2016 AT 36.61	23.37	22.55 24.42	0.82 1.05-
10/11/2016	10/12/2016	SOLD .638 SHS AMERICAN FUNDS NEW PERSPECTIVE F2 ON 10/11/2016 AT 36.77	23.45	22.55 24.42	0.90 0.97-
10/13/2016	10/14/2016	SOLD 13.475 SHS AMERICAN FUNDS NEW PERSPECTIVE F2 ON 10/13/2016 AT 36.50	491.83	476.34 515.72	15.49 23.89-
11/15/2016	11/16/2016	SOLD .622 SHS AMERICAN FUNDS NEW PERSPECTIVE F2 ON 11/15/2016 AT 36.19	22.51	21.99 23.81	0.52 1.30-
12/14/2016	12/15/2016	SOLD .628 SHS AMERICAN FUNDS NEW PERSPECTIVE F2 ON 12/14/2016 AT 36.95	23.19	22.52 23.75	0.67 0.56-
01/18/2017	01/19/2017	SOLD .892 SHS AMERICAN FUNDS NEW PERSPECTIVE F2 ON 01/18/2017 AT 36.37	32.45	31.96 33.64	0.49 1.19-
02/08/2017	02/09/2017	SOLD .893 SHS AMERICAN FUNDS NEW PERSPECTIVE F2 ON 02/08/2017 AT 36.87	32.92	32.00 33.68	0.92 0.76-
03/09/2017	03/10/2017	SOLD .884 SHS AMERICAN FUNDS NEW PERSPECTIVE F2 ON 03/09/2017 AT 37.78	33.40	31.68 33.34	1.72 0.06
04/07/2017	04/10/2017	SOLD 38.597 SHS AMERICAN FUNDS NEW PERSPECTIVE F2 ON 04/07/2017 AT 38.52	1,486.77	1,383.06 1,455.72	103.71 31.05

TRUST EB FORMAT

Statement Period
Account Number

07/01/2016 through 06/30/2017
115150007300

Schedule Of Sales

TRADE DATE	SETTLMT DATE	DESCRIPTION	PROCEEDS	MKT / COST BASIS	MKT / COST GAIN / LOSS
04/10/2017	04/11/2017	SOLD .871 SHS AMERICAN FUNDS NEW PERSPECTIVE F2 ON 04/10/2017 AT 38.56	33.59	31.21 32.85	2.38 0.74
05/08/2017	05/09/2017	SOLD .842 SHS AMERICAN FUNDS NEW PERSPECTIVE F2 ON 05/08/2017 AT 40.25	33.88	30.17 31.76	3.71 2.12
06/12/2017	06/13/2017	SOLD .834 SHS AMERICAN FUNDS NEW PERSPECTIVE F2 ON 06/12/2017 AT 41.07	34.24	29.89 31.46	4.35 2.78
TOTAL 61.065 SHS			2,317.59	2,180.14 2,312.45	137.45 5.14
AMERICAN FUNDS NEW WORLD F2					
07/12/2016	07/13/2016	SOLD .289 SHS AMERICAN FUNDS NEW WORLD F2 ON 07/12/2016 AT 52.37	15.15	14.76 15.54	0.39 0.39-
08/10/2016	08/11/2016	SOLD .287 SHS AMERICAN FUNDS NEW WORLD F2 ON 08/10/2016 AT 53.93	15.50	14.66 15.44	0.84 0.06
09/13/2016	09/14/2016	SOLD .292 SHS AMERICAN FUNDS NEW WORLD F2 ON 09/13/2016 AT 53.35	15.57	14.91 15.71	0.66 0.14-
10/11/2016	10/12/2016	SOLD .289 SHS AMERICAN FUNDS NEW WORLD F2 ON 10/11/2016 AT 54.05	15.63	14.76 15.54	0.87 0.09
10/13/2016	10/14/2016	SOLD 10.728 SHS AMERICAN FUNDS NEW WORLD F2 ON 10/13/2016 AT 53.54	574.37	547.88 577.00	26.49 2.63-
11/15/2016	11/16/2016	SOLD .293 SHS AMERICAN FUNDS NEW WORLD F2 ON 11/15/2016 AT 51.23	15.00	14.96 15.76	0.04 0.76-
12/14/2016	12/15/2016	SOLD .298 SHS AMERICAN FUNDS NEW WORLD F2 ON 12/14/2016 AT 51.78	15.45	15.34 15.88	0.11 0.43-
01/18/2017	01/19/2017	SOLD .408 SHS AMERICAN FUNDS NEW WORLD F2 ON 01/18/2017 AT 53.05	21.62	21.00 21.73	0.62 0.11-
02/08/2017	02/09/2017	SOLD .404 SHS AMERICAN FUNDS NEW WORLD F2 ON 02/08/2017 AT 54.26	21.94	20.80 21.52	1.14 0.42
03/09/2017	03/10/2017	SOLD .406 SHS AMERICAN FUNDS NEW WORLD F2 ON 03/09/2017 AT 54.80	22.26	20.90 21.62	1.36 0.64

TRUST EB FORMAT

Statement Period
Account Number

07/01/2016 through 06/30/2017
115150007300

Schedule Of Sales

TRADE DATE	SETTLMT DATE	DESCRIPTION	PROCEEDS	MKT / COST BASIS	MKT / COST GAIN / LOSS
04/07/2017	04/10/2017	SOLD 12.514 SHS AMERICAN FUNDS NEW WORLD F2 ON 04/07/2017 AT 56.89	711.91	644.21 666.43	67.70 45.48
04/10/2017	04/11/2017	SOLD .393 SHS AMERICAN FUNDS NEW WORLD F2 ON 04/10/2017 AT 56.96	22.38	20.23 20.93	2.15 1.45
05/08/2017	05/09/2017	SOLD .381 SHS AMERICAN FUNDS NEW WORLD F2 ON 05/08/2017 AT 59.28	22.58	19.61 20.29	2.97 2.29
06/12/2017	06/13/2017	SOLD .381 SHS AMERICAN FUNDS NEW WORLD F2 ON 06/12/2017 AT 59.97	22.82	19.61 20.29	3.21 2.53
TOTAL 27.363 SHS			1,512.18	1,403.63 1,463.68	108.55 48.50
THORNBURG INVESTMENT INCOME BUILDER I					
07/12/2016	07/13/2016	SOLD 1.917 SHS THORNBURG INVESTMENT INCOME BUILDER I ON 07/12/2016 AT 19.76	37.88	37.36 40.49	0.52 2.61-
08/10/2016	08/11/2016	SOLD 1.931 SHS THORNBURG INVESTMENT INCOME BUILDER I ON 08/10/2016 AT 20.08	38.77	37.64 40.78	1.13 2.01-
09/13/2016	09/14/2016	SOLD 1.971 SHS THORNBURG INVESTMENT INCOME BUILDER I ON 09/13/2016 AT 19.76	38.95	38.41 41.63	0.54 2.68-
10/11/2016	10/12/2016	SOLD 1.979 SHS THORNBURG INVESTMENT INCOME BUILDER I ON 10/11/2016 AT 19.74	39.07	38.58 41.77	0.49 2.70-
10/13/2016	10/14/2016	SOLD 12.808 SHS THORNBURG INVESTMENT INCOME BUILDER I ON 10/13/2016 AT 19.63	251.42	249.67 270.32	1.75 18.90-
11/15/2016	11/16/2016	SOLD 1.918 SHS THORNBURG INVESTMENT INCOME BUILDER I ON 11/15/2016 AT 19.56	37.51	37.39 40.48	0.12 2.97-
12/14/2016	12/15/2016	SOLD 1.914 SHS THORNBURG INVESTMENT INCOME BUILDER I ON 12/14/2016 AT 20.19	38.64	37.73 39.81	0.91 1.17-

TRUST EB FORMAT

Statement Period
Account Number

07/01/2016 through 06/30/2017
115150007300

Schedule Of Sales

TRADE DATE	SETTLMT DATE	DESCRIPTION	PROCEEDS	MKT / COST BASIS	MKT / COST GAIN / LOSS
01/18/2017	01/19/2017	SOLD 2.66 SHS THORNBURG INVESTMENT INCOME BUILDER I ON 01/18/2017 AT 20.33	54.07	52.44 55.31	1.63 1.24-
02/08/2017	02/09/2017	SOLD 2.718 SHS THORNBURG INVESTMENT INCOME BUILDER I ON 02/08/2017 AT 20.18	54.85	53.58 56.51	1.27 1.66-
03/09/2017	03/10/2017	SOLD 2.725 SHS THORNBURG INVESTMENT INCOME BUILDER I ON 03/09/2017 AT 20.42	55.65	53.72 56.66	1.93 1.01-
04/07/2017	04/10/2017	SOLD 17.79 SHS THORNBURG INVESTMENT INCOME BUILDER I ON 04/07/2017 AT 20.54	365.41	350.85 369.86	14.56 4.45-
04/10/2017	04/11/2017	SOLD 2.725 SHS THORNBURG INVESTMENT INCOME BUILDER I ON 04/10/2017 AT 20.54	55.97	53.74 56.65	2.23 0.68-
05/08/2017	05/09/2017	SOLD 2.689 SHS THORNBURG INVESTMENT INCOME BUILDER I ON 05/08/2017 AT 21.00	56.46	53.03 55.90	3.43 0.56
06/12/2017	06/13/2017	SOLD 2.688 SHS THORNBURG INVESTMENT INCOME BUILDER I ON 06/12/2017 AT 21.23	57.06	53.01 55.88	4.05 1.18
TOTAL 58.433 SHS			1,181.71	1,147.15 1,222.05	34.56 40.34-
TOTAL MUTUAL FUND - INTERNATIONAL EQUITY			65,436.87	61,667.83 62,239.59	3,769.04 3,197.28
MUTUAL FUND - REAL ESTATE					
COHEN AND STEERS REAL ESTATE SECURITIES - Z					
07/12/2016	07/13/2016	SOLD 1.649 SHS COHEN AND STEERS REAL ESTATE SECURITIES - Z ON 07/12/2016 AT 16.08	26.52	25.99 26.23	0.53 0.29
08/10/2016	08/11/2016	SOLD 1.671 SHS COHEN AND STEERS REAL ESTATE SECURITIES - Z ON 08/10/2016 AT 16.24	27.14	26.34 26.58	0.80 0.56

TRUST EB FORMAT

Statement Period
Account Number

07/01/2016 through 06/30/2017
115150007300

Schedule Of Sales

TRADE DATE	SETTLMT DATE	DESCRIPTION	PROCEEDS	MKT / COST BASIS	MKT / COST GAIN / LOSS
09/13/2016	09/14/2016	SOLD 1.777 SHS COHEN AND STEERS REAL ESTATE SECURITIES - Z ON 09/13/2016 AT 15.35	27.27	28.01 28.27	0.74- 1.00-
10/11/2016	10/12/2016	SOLD 1.842 SHS COHEN AND STEERS REAL ESTATE SECURITIES - Z ON 10/11/2016 AT 14.85	27.36	29.03 29.30	1.67- 1.94-
11/15/2016	11/16/2016	SOLD 2.604 SHS COHEN AND STEERS REAL ESTATE SECURITIES - Z ON 11/15/2016 AT 14.41	37.52	40.48 40.73	2.96- 3.21-
12/14/2016	12/15/2016	SOLD 2.684 SHS COHEN AND STEERS REAL ESTATE SECURITIES - Z ON 12/14/2016 AT 14.40	38.65	41.12 41.29	2.47- 2.64-
01/18/2017	01/19/2017	SOLD 3.613 SHS COHEN AND STEERS REAL ESTATE SECURITIES - Z ON 01/18/2017 AT 14.97	54.08	55.36 55.58	1.28- 1.50-
02/08/2017	02/09/2017	SOLD 3.663 SHS COHEN AND STEERS REAL ESTATE SECURITIES - Z ON 02/08/2017 AT 14.98	54.87	56.12 56.35	1.25- 1.48-
03/09/2017	03/10/2017	SOLD 3.797 SHS COHEN AND STEERS REAL ESTATE SECURITIES - Z ON 03/09/2017 AT 14.66	55.66	58.18 58.41	2.52- 2.75-
04/10/2017	04/11/2017	SOLD 3.69 SHS COHEN AND STEERS REAL ESTATE SECURITIES - Z ON 04/10/2017 AT 15.17	55.98	56.52 56.74	0.54- 0.76-
05/08/2017	05/09/2017	SOLD 3.8 SHS COHEN AND STEERS REAL ESTATE SECURITIES - Z ON 05/08/2017 AT 14.86	56.47	58.20 58.43	1.73- 1.96-
06/12/2017	06/13/2017	SOLD 3.687 SHS COHEN AND STEERS REAL ESTATE SECURITIES - Z ON 06/12/2017 AT 15.48	57.07	56.47 56.70	0.60 0.37
TOTAL 34.477 SHS			518.59	531.82 534.61	13.23- 16.02-

TRUST EB FORMAT

Statement Period
Account Number

07/01/2016 through 06/30/2017
115150007300

Schedule Of Sales

TRADE DATE	SETTLMT DATE	DESCRIPTION	PROCEEDS	MKT / COST BASIS	MKT / COST GAIN / LOSS
		PRUDENTIAL FUNDS GLOBAL REAL ESTATE CL Q			
07/12/2016	07/13/2016	SOLD 1.047 SHS PRUDENTIAL FUNDS GLOBAL REAL ESTATE CL Q ON 07/12/2016 AT 25.33	26.52	26.15 25.41	0.37 1.11
08/10/2016	08/11/2016	SOLD 1.062 SHS PRUDENTIAL FUNDS GLOBAL REAL ESTATE CL Q ON 08/10/2016 AT 25.56	27.14	26.53 25.78	0.61 1.36
09/13/2016	09/14/2016	SOLD 1.123 SHS PRUDENTIAL FUNDS GLOBAL REAL ESTATE CL Q ON 09/13/2016 AT 24.28	27.27	28.06 27.26	0.79- 0.01
10/11/2016	10/12/2016	SOLD 1.165 SHS PRUDENTIAL FUNDS GLOBAL REAL ESTATE CL Q ON 10/11/2016 AT 23.49	27.36	29.10 28.28	1.74- 0.92-
11/15/2016	11/16/2016	SOLD 1.327 SHS PRUDENTIAL FUNDS GLOBAL REAL ESTATE CL Q ON 11/15/2016 AT 22.62	30.01	32.86 32.10	2.85- 2.09-
12/14/2016	12/15/2016	SOLD 1.387 SHS PRUDENTIAL FUNDS GLOBAL REAL ESTATE CL Q ON 12/14/2016 AT 22.30	30.92	33.62 33.10	2.70- 2.18-
01/18/2017	01/19/2017	SOLD 1.882 SHS PRUDENTIAL FUNDS GLOBAL REAL ESTATE CL Q ON 01/18/2017 AT 22.99	43.26	45.61 44.91	2.35- 1.65-
02/08/2017	02/09/2017	SOLD 1.902 SHS PRUDENTIAL FUNDS GLOBAL REAL ESTATE CL Q ON 02/08/2017 AT 23.07	43.89	46.10 45.39	2.21- 1.50-
03/09/2017	03/10/2017	SOLD 1.975 SHS PRUDENTIAL FUNDS GLOBAL REAL ESTATE CL Q ON 03/09/2017 AT 22.54	44.52	47.87 47.13	3.35- 2.61-
04/10/2017	04/11/2017	SOLD 1.91 SHS PRUDENTIAL FUNDS GLOBAL REAL ESTATE CL Q ON 04/10/2017 AT 23.44	44.78	46.25 45.56	1.47- 0.78-
05/08/2017	05/09/2017	SOLD 1.934 SHS PRUDENTIAL FUNDS GLOBAL REAL ESTATE CL Q ON 05/08/2017 AT 23.36	45.17	46.83 46.13	1.66- 0.96-

TRUST EB FORMAT

Statement Period
Account Number

07/01/2016 through 06/30/2017
115150007300

Schedule Of Sales

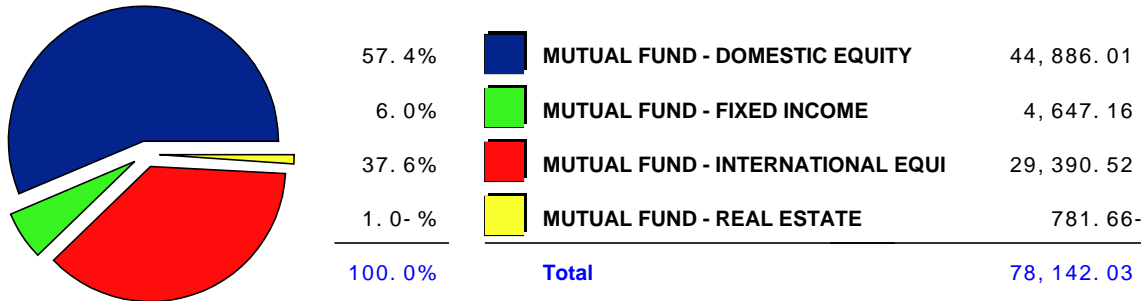
TRADE DATE	SETTLMT DATE	DESCRIPTION	PROCEEDS	MKT / COST BASIS	MKT / COST GAIN / LOSS
06/12/2017	06/13/2017	SOLD 1.886 SHS PRUDENTIAL FUNDS GLOBAL REAL ESTATE CL Q ON 06/12/2017 AT 24.20	45.65	45.67 44.98	0.02- 0.67
TOTAL 18.6 SHS			436.49	454.65 446.03	18.16- 9.54-
TOTAL MUTUAL FUND - REAL ESTATE			955.08	986.47 980.64	31.39- 25.56-
TOTAL SALES			260,975.00	248,233.50 251,978.54	12,741.50 8,996.46

Statement Period
Account Number

07/01/2016 through 06/30/2017
115150007300

Schedule Of Unrealized Gains & Losses

Unrealized Gains & Losses Allocation



Unrealized Gains & Losses Schedule

DESCRIPTION	UNITS	BEGINNING MKT / COST	ENDING MKT VALUE	GAIN / LOSS MKT / COST
MUTUAL FUND - FIXED INCOME				
BLACKROCK TOTAL RETURN - K	6,344.488	74,946.53 74,946.53	74,484.29	462.24 - 462.24 -
GUGGENHEIM INVESTMENTS MACRO OPPORTUNITIES INST.	2,779.517	73,170.41 73,170.41	74,046.33	875.92 875.92
GUGGENHEIM INVESTMENTS INVESTMENT GRADE BOND FUND	4,040.834	73,768.62 73,768.62	74,634.20	865.58 865.58
HARTFORD WORLD BOND - Y	3,543.258	36,656.62 36,638.69	36,956.18	299.56 317.49
LEGG MASON BW GLOBAL OPPORTUNITIES BOND IS	3,494.612	37,134.72 36,091.80	38,440.73	1,306.01 2,348.93

TRUST EB FORMAT

Statement Period
Account Number

07/01/2016 through 06/30/2017
115150007300

Schedule Of Unrealized Gains & Losses

DESCRIPTION	UNITS	BEGINNING MKT / COST	ENDING MKT VALUE	GAIN / LOSS MKT / COST
LEGG MASON BW ALTERNATIVE CREDIT	3,646.844	35,493.72 36,888.49	37,526.02	2,032.30 637.53
PRUDENTIAL FUNDS TOTAL RETURN BOND CL Q	5,167.878	75,127.29 73,980.69	74,727.52	399.77 - 746.83
WESTERN ASSET CORE PLUS BOND IS	6,379.971	75,026.26 74,959.20	75,156.06	129.80 196.86
TOTAL MUTUAL FUND - FIXED INCOME		481,324.17 480,444.43	485,971.33	4,647.16 5,526.90
MUTUAL FUND - DOMESTIC EQUITY				
ALGER FUNDS SMALL CAP FOCUS Z	3,758.459	43,440.47 42,932.97	54,009.06	10,568.59 11,076.09
ALGER FUNDS SPECTRA Z	3,250.267	54,901.15 58,754.31	64,322.78	9,421.63 5,568.47
BRANDES FUNDS INTERNATIONAL SMALL CAP R6	2,215.877	29,529.75 29,529.75	31,465.45	1,935.70 1,935.70
BRANDES FUNDS EMERGING MARKETS VALUE R6	2,822.226	22,545.23 22,545.23	24,863.81	2,318.58 2,318.58
COLUMBIA CONTRARIAN CORE	2,508.63	56,087.94 57,307.91	63,593.77	7,505.83 6,285.86
OAKMARK SELECT FUND-INSTITUTIONAL	1,670.485	73,384.42 73,384.42	75,505.92	2,121.50 2,121.50
HARTFORD FUNDS MIDCAP CLASS Y	1,571.091	45,813.38 48,039.98	52,600.13	6,786.75 4,560.15
UNDISCOVERED MANAGERS BEHAVIORAL VALUE R6	748.49	45,532.19 45,120.91	49,759.62	4,227.43 4,638.71

TRUST EB FORMAT

Statement Period
Account Number

07/01/2016 through 06/30/2017
115150007300

Schedule Of Unrealized Gains & Losses

DESCRIPTION	UNITS	BEGINNING MKT / COST	ENDING MKT VALUE	GA I N / LOSS MKT / COST
TOTAL MUTUAL FUND - DOMESTIC EQUITY		371,234.53 377,615.48	416,120.54	44,886.01 38,505.06
MUTUAL FUND - INTERNATIONAL EQUITY				
BRANDES FUNDS INTERNATIONAL EQUITY - R6	2,262.2	34,540.39 34,613.31	38,321.67	3,781.28 3,708.36
HARTFORD INTERNATIONAL VALUE - Y	3,044.837	43,872.82 43,616.59	52,005.82	8,133.00 8,389.23
CLEARBRIDGE INTERNATIONAL CM CAP - IS	1,883.489	28,000.06 27,828.40	32,659.70	4,659.64 4,831.30
AMERICAN FUNDS NEW PERSPECTIVE F2	951.224	34,085.58 35,876.21	39,218.97	5,133.39 3,342.76
AMERICAN FUNDS NEW WORLD F2	429.084	22,088.83 22,850.89	25,830.86	3,742.03 2,979.97
THORNBURG INVESTMENT INCOME BUILDER I	2,998.439	59,175.96 62,346.90	63,117.14	3,941.18 770.24
TOTAL MUTUAL FUND - INTERNATIONAL EQUITY		221,763.64 227,132.30	251,154.16	29,390.52 24,021.86
MUTUAL FUND - REAL ESTATE				
COHEN AND STEERS REAL ESTATE SECURITIES - Z	4,075.727	62,424.39 62,669.82	62,154.84	269.55- 514.98-
PRUDENTIAL FUNDS GLOBAL REAL ESTATE CL Q	2,096.842	50,773.41 50,012.63	50,261.30	512.11- 248.67
TOTAL MUTUAL FUND - REAL ESTATE		113,197.80 112,682.45	112,416.14	781.66- 266.31-
TOTAL UNREALIZED GAINS & LOSSES		1,187,520.14 1,197,874.66	1,265,662.17	78,142.03 67,787.51

TRUST EB FORMAT

Statement Period
Account Number

07/01/2016 through 06/30/2017
115150007300

Schedule Of Reportable Transactions

PLAN NUMBER:

EIN NUMBER: 43-1971558

DESCRIPTION	PURCH/SELL PRICE EXPENSE INCURRED	COST OF ASSET	VALUE OF ASSET ON TXN DATE	NET GAIN OR LOSS
BEGINNING MARKET VALUE:	763,906.11			
SECURITY TRANSACTIONS EXCEEDING 5%:				
MUTUAL FUND - FIXED INCOME				
GUGGENHEIM INVESTMENTS MACRO OPPORTUNITIES INST.				
PURCHASED 1,203.536 SHS ON 10/13/2016 AT 26.11	31,424.32	31,424.32	31,472.47	
PURCHASED .032 SHS ON 10/21/2016 AT 26.19	0.85	0.85	0.84	
PURCHASED 3.617 SHS ON 10/31/2016 AT 26.17 FOR REINVESTMENT	94.66	94.66	94.58	
SOLD 1.147 SHS ON 11/15/2016 AT 26.17	30.03	29.95	30.03	0.08
PURCHASED 5.408 SHS ON 11/30/2016 AT 26.21 FOR REINVESTMENT	141.74	141.74	141.74	
PURCHASED 589.644 SHS ON 12/07/2016 AT 26.27	15,489.94	15,489.94	15,495.84	
SOLD 1.174 SHS ON 12/14/2016 AT 26.35	30.93	30.72	30.93	0.21
PURCHASED 6.313 SHS ON 12/30/2016 AT 26.37 FOR REINVESTMENT	166.48	166.48	166.66	
SOLD 1.633 SHS ON 01/18/2017 AT 26.51	43.28	42.73	43.29	0.55
PURCHASED 5.883 SHS ON 01/31/2017 AT 26.53 FOR REINVESTMENT	156.07	156.07	156.13	
SOLD 1.654 SHS ON 02/08/2017 AT 26.55	43.91	43.28	43.93	0.63
PURCHASED 6.331 SHS ON 02/28/2017 AT 26.61 FOR REINVESTMENT	168.46	168.46	168.53	

TRUST EB FORMAT

Statement Period
Account Number

07/01/2016 through 06/30/2017
115150007300

Schedule Of Reportable Transactions

PLAN NUMBER:

EIN NUMBER: 43-1971558

DESCRIPTION	PURCH/SELL PRICE EXPENSE INCURRED	COST OF ASSET	VALUE OF ASSET ON TXN DATE	NET GAIN OR LOSS
SOLD 1.676 SHS ON 03/09/2017 AT 26.58	44.55	43.85	44.55	0.70
PURCHASED 5.675 SHS ON 03/31/2017 AT 26.63 FOR REINVESTMENT	151.12	151.12	151.13	
PURCHASED 942.826 SHS ON 04/07/2017 AT 26.62	25,098.03	25,098.03	25,107.46	
SOLD 2.522 SHS ON 04/10/2017 AT 26.63	67.16	66.38	67.19	0.78
PURCHASED 7.416 SHS ON 04/28/2017 AT 26.65 FOR REINVESTMENT	197.64	197.64	197.49	
SOLD 2.545 SHS ON 05/08/2017 AT 26.62	67.75	66.99	67.77	0.76
PURCHASED 9.599 SHS ON 05/31/2017 AT 26.60 FOR REINVESTMENT	255.33	255.33	255.33	
SOLD 2.572 SHS ON 06/12/2017 AT 26.62	68.46	67.71	68.47	0.75
PURCHASED 8.16 SHS ON 06/30/2017 AT 26.64 FOR REINVESTMENT	217.38	217.38	217.38	
TOTAL	73,958.09	73,953.63	74,021.74	4.46
GUGGENHEIM INVESTMENTS INVESTMENT GRADE BOND FUND				
PURCHASED .15 SHS ON 07/01/2016 AT 18.28 FOR REINVESTMENT	2.32	2.32	2.76	
PURCHASED .679 SHS ON 07/05/2016 AT 18.40	12.49	12.49	12.49	
PURCHASED .291 SHS ON 07/07/2016 AT 18.40	5.36	5.36	5.37	
SOLD 2.061 SHS ON 07/12/2016 AT 18.38	37.88	37.67	37.98	0.21

TRUST EB FORMAT

Statement Period
Account Number

07/01/2016 through 06/30/2017
115150007300

Schedule Of Reportable Transactions

PLAN NUMBER :

EIN NUMBER : 43-1971558

DESCRIPTION	PURCH/SELL PRICE EXPENSE INCURRED	COST OF ASSET	VALUE OF ASSET ON TXN DATE	NET GAIN OR LOSS
PURCHASED 1.404 SHS ON 07/26/2016 AT 18.40	25.84	25.84	25.89	
PURCHASED 6.239 SHS ON 07/29/2016 AT 18.49 FOR REINVESTMENT	115.35	115.35	115.17	
SOLD 2.092 SHS ON 08/10/2016 AT 18.53	38.77	38.24	38.68	0.53
PURCHASED 6.387 SHS ON 08/31/2016 AT 18.54 FOR REINVESTMENT	118.42	118.42	118.41	
SOLD 2.117 SHS ON 09/13/2016 AT 18.40	38.95	38.70	39.00	0.25
PURCHASED 5.039 SHS ON 09/30/2016 AT 18.53 FOR REINVESTMENT	93.38	93.38	93.32	
SOLD 2.12 SHS ON 10/11/2016 AT 18.43	39.08	38.76	39.05	0.32
PURCHASED 914.037 SHS ON 10/13/2016 AT 18.45	16,863.99	16,863.99	16,827.42	
PURCHASED .081 SHS ON 10/21/2016 AT 18.48	1.49	1.49	1.50	
PURCHASED 8.074 SHS ON 10/31/2016 AT 18.40 FOR REINVESTMENT	148.57	148.57	148.64	
SOLD 2.898 SHS ON 11/15/2016 AT 18.13	52.54	53.13	52.60	0.59-
PURCHASED 9.037 SHS ON 11/30/2016 AT 18.08 FOR REINVESTMENT	163.38	163.38	162.94	
PURCHASED 1,497.229 SHS ON 12/07/2016 AT 18.10	27,099.85	27,099.85	27,054.93	
SOLD 3.005 SHS ON 12/14/2016 AT 18.01	54.12	54.86	54.06	0.74-

TRUST EB FORMAT

Statement Period
Account Number

07/01/2016 through 06/30/2017
115150007300

Schedule Of Reportable Transactions

PLAN NUMBER :

EIN NUMBER : 43-1971558

DESCRIPTION	PURCH/SELL PRICE EXPENSE INCURRED	COST OF ASSET	VALUE OF ASSET ON TXN DATE	NET GAIN OR LOSS
PURCHASED 14.59 SHS ON 12/30/2016 AT 18.09 FOR REINVESTMENT	263.93	263.93	263.93	
SOLD 4.163 SHS ON 01/18/2017 AT 18.19	75.72	75.99	75.56	0.27-
PURCHASED 14.948 SHS ON 01/31/2017 AT 18.15 FOR REINVESTMENT	271.30	271.30	271.16	
SOLD 4.212 SHS ON 02/08/2017 AT 18.24	76.82	76.89	76.66	0.07-
PURCHASED 13.879 SHS ON 02/28/2017 AT 18.24 FOR REINVESTMENT	253.16	253.16	252.32	
SOLD 4.311 SHS ON 03/09/2017 AT 18.08	77.94	78.69	77.99	0.75-
PURCHASED 15.181 SHS ON 03/31/2017 AT 18.24 FOR REINVESTMENT	276.91	276.91	277.51	
SOLD 520.458 SHS ON 04/07/2017 AT 18.28	9,513.98	9,500.62	9,519.18	13.36
SOLD 3.672 SHS ON 04/10/2017 AT 18.29	67.16	67.03	67.38	0.13
PURCHASED 12.578 SHS ON 04/28/2017 AT 18.35 FOR REINVESTMENT	230.81	230.81	230.43	
SOLD 3.7 SHS ON 05/08/2017 AT 18.31	67.75	67.54	67.71	0.21
PURCHASED 11.282 SHS ON 05/31/2017 AT 18.46 FOR REINVESTMENT	208.27	208.27	208.15	
SOLD 3.711 SHS ON 06/12/2017 AT 18.45	68.46	67.75	68.51	0.71
PURCHASED 10.924 SHS ON 06/30/2017 AT 18.47 FOR REINVESTMENT	201.77	201.77	201.55	

TRUST EB FORMAT

Statement Period
Account Number

07/01/2016 through 06/30/2017
115150007300

Schedule Of Reportable Transactions

PLAN NUMBER:

EIN NUMBER: 43-1971558

DESCRIPTION	PURCH/SELL PRICE EXPENSE INCURRED	COST OF ASSET	VALUE OF ASSET ON TXN DATE	NET GAIN OR LOSS
TOTAL	56,565.76	56,552.46	56,488.25	13.30
PRUDENTIAL FUNDS TOTAL RETURN BOND CL Q				
PURCHASED 1.01 SHS ON 07/05/2016 AT 14.83	14.98	14.98	14.97	
PURCHASED .434 SHS ON 07/07/2016 AT 14.83	6.43	6.43	6.45	
SOLD 3.069 SHS ON 07/12/2016 AT 14.81	45.45	43.82	45.54	1.63
PURCHASED 7.346 SHS ON 07/29/2016 AT 14.87 FOR REINVESTMENT	109.23	109.23	109.01	
SOLD 3.13 SHS ON 08/10/2016 AT 14.86	46.51	44.70	46.36	1.81
PURCHASED 7.679 SHS ON 08/31/2016 AT 14.84 FOR REINVESTMENT	113.95	113.95	113.96	
SOLD 3.188 SHS ON 09/13/2016 AT 14.66	46.73	45.53	46.80	1.20
PURCHASED 7.396 SHS ON 09/30/2016 AT 14.80 FOR REINVESTMENT	109.46	109.46	109.39	
SOLD 3.189 SHS ON 10/11/2016 AT 14.70	46.88	45.55	46.85	1.33
PURCHASED 646.49 SHS ON 10/13/2016 AT 14.72	9,516.34	9,516.34	9,484.01	
PURCHASED .101 SHS ON 10/21/2016 AT 14.74	1.49	1.49	1.49	
PURCHASED 7.88 SHS ON 10/31/2016 AT 14.64 FOR REINVESTMENT	115.36	115.36	115.36	
SOLD 3.676 SHS ON 11/15/2016 AT 14.29	52.53	52.79	52.57	0.26-

TRUST EB FORMAT

Statement Period
Account Number

07/01/2016 through 06/30/2017
115150007300

Schedule Of Reportable Transactions

PLAN NUMBER:

EIN NUMBER: 43-1971558

DESCRIPTION	PURCH/SELL PRICE EXPENSE INCURRED	COST OF ASSET	VALUE OF ASSET ON TXN DATE	NET GAIN OR LOSS
PURCHASED 9.951 SHS ON 11/30/2016 AT 14.20 FOR REINVESTMENT	141.31	141.31	140.71	
PURCHASED 1,903.079 SHS ON 12/07/2016 AT 14.24	27,099.85	27,099.85	27,042.75	
PURCHASED 31.423 SHS ON 12/12/2016 AT 14.01 FOR REINVESTMENT	440.23	440.23	440.55	
PURCHASED 28.094 SHS ON 12/12/2016 AT 14.01 FOR REINVESTMENT	393.61	393.61	393.88	
SOLD 3.866 SHS ON 12/14/2016 AT 14.00	54.12	55.35	54.01	1.23-
PURCHASED 13.555 SHS ON 12/30/2016 AT 14.10 FOR REINVESTMENT	191.12	191.12	191.26	
SOLD 5.34 SHS ON 01/18/2017 AT 14.18	75.72	76.44	75.45	0.72-
PURCHASED 14.365 SHS ON 01/31/2017 AT 14.15 FOR REINVESTMENT	203.26	203.26	202.98	
SOLD 5.395 SHS ON 02/08/2017 AT 14.24	76.82	77.23	76.61	0.41-
PURCHASED 13.461 SHS ON 02/28/2017 AT 14.27 FOR REINVESTMENT	192.09	192.09	191.01	
SOLD 5.543 SHS ON 03/09/2017 AT 14.06	77.93	79.35	78.05	1.42-
PURCHASED 15.589 SHS ON 03/31/2017 AT 14.25 FOR REINVESTMENT	222.14	222.14	222.77	
PURCHASED .391 SHS ON 03/31/2017 AT 14.25 FOR REINVESTMENT	5.57	5.57	5.58	
SOLD 610.966 SHS ON 04/07/2017 AT 14.27	8,718.48	8,745.75	8,724.59	27.27-

TRUST EB FORMAT

Statement Period
Account Number

07/01/2016 through 06/30/2017
115150007300

Schedule Of Reportable Transactions

PLAN NUMBER:

EIN NUMBER: 43-1971558

DESCRIPTION	PURCH/SELL PRICE EXPENSE INCURRED	COST OF ASSET	VALUE OF ASSET ON TXN DATE	NET GAIN OR LOSS
SOLD 4.703 SHS ON 04/10/2017 AT 14.28	67.16	67.32	67.39	0.16-
PURCHASED 12.001 SHS ON 04/28/2017 AT 14.36 FOR REINVESTMENT	172.33	172.33	171.85	
SOLD 4.738 SHS ON 05/08/2017 AT 14.30	67.75	67.82	67.66	0.07-
PURCHASED 12.654 SHS ON 05/31/2017 AT 14.47 FOR REINVESTMENT	183.11	183.11	182.98	
SOLD 4.731 SHS ON 06/12/2017 AT 14.47	68.46	67.72	68.50	0.74
PURCHASED 13.118 SHS ON 06/30/2017 AT 14.46 FOR REINVESTMENT	189.68	189.68	189.29	
TOTAL	48,866.08	48,890.91	48,780.63	24.83-
FRANKLIN TEMPLETON MUTUAL FDS. GLOBAL BOND R6				
PURCHASED 1.235 SHS ON 07/05/2016 AT 11.13	13.75	13.75	13.66	
PURCHASED .534 SHS ON 07/07/2016 AT 11.04	5.90	5.90	5.94	
SOLD 3.654 SHS ON 07/12/2016 AT 11.42	41.73	41.18	41.62	0.55
PURCHASED 7.7 SHS ON 07/15/2016 AT 11.45 FOR REINVESTMENT	88.16	88.16	88.63	
SOLD 3.752 SHS ON 08/10/2016 AT 11.38	42.70	42.29	42.96	0.41
PURCHASED 7.756 SHS ON 08/15/2016 AT 11.38 FOR REINVESTMENT	88.26	88.26	87.72	
SOLD 3.837 SHS ON 09/13/2016 AT 11.18	42.90	43.25	42.71	0.35-

TRUST EB FORMAT

Statement Period
Account Number

07/01/2016 through 06/30/2017
115150007300

Schedule Of Reportable Transactions

PLAN NUMBER:

EIN NUMBER: 43-1971558

DESCRIPTION	PURCH/SELL PRICE EXPENSE INCURRED	COST OF ASSET	VALUE OF ASSET ON TXN DATE	NET GAIN OR LOSS
PURCHASED 7.926 SHS ON 09/15/2016 AT 11.10 FOR REINVESTMENT	87.98	87.98	88.14	
SOLD 3.756 SHS ON 10/11/2016 AT 11.46	43.04	42.33	43.16	0.71
SOLD 3,685.029 SHS ON 10/13/2016 AT 11.44	42,156.73	41,530.86	42,377.83	625.87
SOLD .5 SHS ON 10/17/2016 AT 11.44	5.72	5.64	5.76	0.08
PURCHASED .001 SHS ON 10/17/2016 AT 11.44 FOR REINVESTMENT	0.01	0.01	0.01	
SOLD .001 SHS ON 10/20/2016 AT 11.59	0.01	0.01	0.01	
TOTAL	42,616.89	41,989.62	42,838.15	627.27
WESTERN ASSET CORE PLUS BOND IS				
PURCHASED 1.256 SHS ON 07/05/2016 AT 11.93	14.98	14.98	15.00	
PURCHASED .539 SHS ON 07/07/2016 AT 11.93	6.43	6.43	6.45	
SOLD 3.803 SHS ON 07/12/2016 AT 11.95	45.45	45.07	45.52	0.38
PURCHASED 10.69 SHS ON 07/29/2016 AT 11.98 FOR REINVESTMENT	128.07	128.07	127.75	
PURCHASED .005 SHS ON 08/03/2016 AT 11.92	0.06	0.06	0.06	
SOLD 3.876 SHS ON 08/10/2016 AT 12.00	46.51	45.93	46.40	0.58
PURCHASED 10.315 SHS ON 08/31/2016 AT 12.00 FOR REINVESTMENT	123.78	123.78	123.78	
SOLD 3.94 SHS ON 09/13/2016 AT 11.86	46.73	46.69	46.81	0.04

TRUST EB FORMAT

Statement Period
Account Number

07/01/2016 through 06/30/2017
115150007300

Schedule Of Reportable Transactions

PLAN NUMBER:

EIN NUMBER: 43-1971558

DESCRIPTION	PURCH/SELL PRICE EXPENSE INCURRED	COST OF ASSET	VALUE OF ASSET ON TXN DATE	NET GAIN OR LOSS
PURCHASED 10.145 SHS ON 09/30/2016 AT 11.96 FOR REINVESTMENT	121.33	121.33	121.33	
SOLD 3.939 SHS ON 10/11/2016 AT 11.90	46.88	46.68	46.83	0.20
PURCHASED 797.322 SHS ON 10/13/2016 AT 11.91	9,496.11	9,496.11	9,480.16	
PURCHASED .125 SHS ON 10/21/2016 AT 11.94	1.49	1.49	1.49	
PURCHASED 10.262 SHS ON 10/31/2016 AT 11.86 FOR REINVESTMENT	121.71	121.71	121.71	
SOLD 4.529 SHS ON 11/15/2016 AT 11.60	52.54	53.72	52.63	1.18-
PURCHASED 31.058 SHS ON 11/30/2016 AT 11.51 FOR REINVESTMENT	357.48	357.48	355.92	
PURCHASED 2,346.307 SHS ON 12/07/2016 AT 11.55	27,099.85	27,099.85	26,794.83	
PURCHASED 19.63 SHS ON 12/08/2016 AT 11.42 FOR REINVESTMENT	224.18	224.18	223.39	
PURCHASED 52.868 SHS ON 12/08/2016 AT 11.42 FOR REINVESTMENT	603.75	603.75	601.64	
SOLD 4.768 SHS ON 12/14/2016 AT 11.35	54.12	56.03	53.97	1.91-
PURCHASED 18.991 SHS ON 12/30/2016 AT 11.42 FOR REINVESTMENT	216.88	216.88	216.88	
SOLD 6.619 SHS ON 01/18/2017 AT 11.44	75.72	77.78	75.52	2.06-
PURCHASED 16.891 SHS ON 01/31/2017 AT 11.45 FOR REINVESTMENT	193.40	193.40	193.40	

TRUST EB FORMAT

Statement Period
Account Number

07/01/2016 through 06/30/2017
115150007300

Schedule Of Reportable Transactions

PLAN NUMBER:

EIN NUMBER: 43-1971558

DESCRIPTION	PURCH/SELL PRICE EXPENSE INCURRED	COST OF ASSET	VALUE OF ASSET ON TXN DATE	NET GAIN OR LOSS
SOLD 6.668 SHS ON 02/08/2017 AT 11.52	76.82	78.35	76.68	1.53-
PURCHASED 17.322 SHS ON 02/28/2017 AT 11.54 FOR REINVESTMENT	199.90	199.90	199.03	
SOLD 6.849 SHS ON 03/09/2017 AT 11.38	77.94	80.48	78.15	2.54-
PURCHASED 19.77 SHS ON 03/31/2017 AT 11.55 FOR REINVESTMENT	228.34	228.34	228.94	
SOLD 778.399 SHS ON 04/07/2017 AT 11.56	8,998.29	9,145.68	9,006.08	147.39-
SOLD 5.805 SHS ON 04/10/2017 AT 11.57	67.16	68.20	67.34	1.04-
PURCHASED 15.502 SHS ON 04/28/2017 AT 11.64 FOR REINVESTMENT	180.44	180.44	179.98	
SOLD 5.835 SHS ON 05/08/2017 AT 11.61	67.75	68.56	67.63	0.81-
PURCHASED 16.474 SHS ON 05/31/2017 AT 11.74 FOR REINVESTMENT	193.40	193.40	193.57	
SOLD 5.826 SHS ON 06/12/2017 AT 11.75	68.46	68.45	68.51	0.01
PURCHASED 17.588 SHS ON 06/30/2017 AT 11.78 FOR REINVESTMENT	207.19	207.19	206.66	
TOTAL	49,443.14	49,600.39	49,124.04	157.25-
TOTAL MUTUAL FUND - FIXED INCOME	271,449.96	270,987.01	271,252.81	462.95

TRUST EB FORMAT

Statement Period
Account Number

07/01/2016 through 06/30/2017
115150007300

Schedule Of Reportable Transactions

PLAN NUMBER:

EIN NUMBER: 43-1971558

DESCRIPTION	PURCH/SELL PRICE EXPENSE INCURRED	COST OF ASSET	VALUE OF ASSET ON TXN DATE	NET GAIN OR LOSS
MUTUAL FUND - DOMESTIC EQUITY				
OAKMARK SELECT				
PURCHASED .401 SHS ON 07/05/2016 AT 37.43	15.00	15.00	15.05	
PURCHASED .169 SHS ON 07/07/2016 AT 37.68	6.38	6.38	6.48	
SOLD 1.158 SHS ON 07/12/2016 AT 39.28	45.48	46.59	45.36	1.11-
SOLD 1.167 SHS ON 08/10/2016 AT 39.86	46.53	46.95	46.77	0.42-
SOLD 1.153 SHS ON 09/13/2016 AT 40.53	46.74	46.39	46.47	0.35
SOLD 1.15 SHS ON 10/11/2016 AT 40.75	46.86	46.27	46.83	0.59
SOLD 63.21 SHS ON 10/13/2016 AT 40.45	2,556.86	2,543.19	2,562.53	13.67
PURCHASED .031 SHS ON 10/21/2016 AT 41.29	1.28	1.28	1.29	
SOLD 1.039 SHS ON 11/15/2016 AT 43.35	45.04	41.80	44.69	3.24
PURCHASED 11.232 SHS ON 11/28/2016 AT 41.60 FOR REINVESTMENT	467.26	467.26	470.96	
PURCHASED 47.157 SHS ON 11/28/2016 AT 41.60 FOR REINVESTMENT	1,961.74	1,961.74	1,977.29	
PURCHASED 532.113 SHS ON 12/07/2016 AT 43.66	23,232.04	23,232.04	23,343.80	
SOLD 1.065 SHS ON 12/14/2016 AT 43.56	46.39	44.01	46.60	2.38
SOLD 1.499 SHS ON 01/18/2017 AT 43.29	64.91	61.94	64.53	2.97

TRUST EB FORMAT

Statement Period
Account Number

07/01/2016 through 06/30/2017
115150007300

Schedule Of Reportable Transactions

PLAN NUMBER:

EIN NUMBER: 43-1971558

DESCRIPTION	PURCH/SELL PRICE EXPENSE INCURRED	COST OF ASSET	VALUE OF ASSET ON TXN DATE	NET GAIN OR LOSS
SOLD 1.519 SHS ON 02/08/2017 AT 43.36	65.86	62.77	66.41	3.09
SOLD 1.509 SHS ON 03/09/2017 AT 44.26	66.81	62.36	67.11	4.45
SOLD 1,740.416 SHS ON 04/07/2017 AT 43.90	76,404.26	71,920.06	76,543.50	4,484.20
SOLD .5 SHS ON 04/10/2017 AT 43.98	21.99	20.66	21.99	1.33
TOTAL	105,141.43	100,626.69	105,417.66	4,514.74
OAKMARK SELECT FUND-INSTITUTIONAL				
PURCHASED 1,674.543 SHS ON 04/07/2017 AT 43.93	73,562.66	73,562.66	73,696.64	
SOLD 1.527 SHS ON 04/10/2017 AT 44.01	67.19	67.08	67.23	0.11
PURCHASED .5 SHS ON 04/10/2017 AT 44.01	21.99	21.99	22.02	
SOLD 1.507 SHS ON 05/08/2017 AT 44.95	67.76	66.20	67.75	1.56
SOLD 1.524 SHS ON 06/12/2017 AT 44.95	68.50	66.95	69.01	1.55
TOTAL	73,788.10	73,784.88	73,922.65	3.22
TOTAL MUTUAL FUND - DOMESTIC EQUITY	178,929.53	174,411.57	179,340.31	4,517.96
TOTAL SECURITY TRANSACTIONS EXCEEDING 5%		445,398.58		

TRUST EB FORMAT

Statement Period 07/01/2016 through 06/30/2017
Account Number 115150007300

Schedule Of Reportable Transactions

PLAN NUMBER:

EIN NUMBER: 43-1971558

DESCRIPTION	PURCH/SELL PRICE EXPENSE INCURRED	COST OF ASSET	VALUE OF ASSET ON TXN DATE	NET GAIN OR LOSS
BEGINNING MARKET VALUE:	763,906.11			
SINGLE TRANSACTIONS EXCEEDING 5%:				
10/14/2016 SOLD 3,685.029 SHS FRANKLIN TEMPLETON MUTUAL FDS. GLOBAL BOND R6 ON 10/13/2016 AT 11.44		41,530.86		
04/10/2017 PURCHASED 1,674.543 SHS OAKMARK SELECT FUND-INSTITUTIONAL ON 04/07/2017 AT 43.93		73,562.66		
04/10/2017 SOLD 1,740.416 SHS OAKMARK SELECT ON 04/07/2017 AT 43.90		71,920.06		
TOTAL SINGLE TRANSACTIONS EXCEEDING 5%		187,013.58		

TRUST EB FORMAT

Statement Period
Account Number

07/01/2016 through 06/30/2017
115150007300

Balance Sheet


	AS OF 07/01/2016		AS OF 06/30/2017	
	AVG COST VALUE	MARKET VALUE	AVG COST VALUE	MARKET VALUE
A S S E T S				
CASH	1,522.78	1,522.78	2,495.58	2,495.58
DUE FROM BROKERS	90.02	90.02	0.00	0.00
TOTAL CASH & RECEIVABLES	1,612.80	1,612.80	2,495.58	2,495.58
MUTUAL FUNDS				
MUTUAL FUND - FIXED INCOME	293,626.94	294,503.21	480,444.43	485,971.33
MUTUAL FUND - DOMESTIC EQUITY	225,813.66	216,257.07	377,615.48	416,120.54
MUTUAL FUND - INTERNATIONAL EQUI	205,456.71	199,516.29	227,132.30	251,154.16
MUTUAL FUND - REAL ESTATE	53,018.10	53,539.28	112,682.45	112,416.14
TOTAL MUTUAL FUNDS	777,915.41	763,815.85	1,197,874.66	1,265,662.17
TOTAL HOLDINGS	777,915.41	763,815.85	1,197,874.66	1,265,662.17
TOTAL ASSETS	779,528.21	765,428.65	1,200,370.24	1,268,157.75
L I A B I L I T I E S				
DUE TO BROKERS	1,522.54	1,522.54	2,495.58	2,495.58
TOTAL LIABILITIES	1,522.54	1,522.54	2,495.58	2,495.58
TOTAL NET ASSET VALUE	778,005.67	763,906.11	1,197,874.66	1,265,662.17




TRUST EB FORMAT

Statement Period
Account Number


07/01/2016 through 06/30/2017
115150007300




Beginning Market Allocation



0.2%		CASH & RECEIVABLES	1,612.80
0.2%		LIABILITIES	1,522.54-
100.0%		MUTUAL FUNDS	763,815.85
<hr/>			
100.0%		Total	763,906.11

Ending Market Allocation



0.2%		CASH & RECEIVABLES	2,495.58
0.2%		LIABILITIES	2,495.58-
100.0%		MUTUAL FUNDS	1,265,662.17
<hr/>			
100.0%		Total	1,265,662.17

TRUST EB FORMAT

Statement Period
Account Number

07/01/2016 through 06/30/2017
115150007300

Schedule Of Prior Period Trades Settled

DATE	DESCRIPTION	DUE FROM BROKERS	DUE TO BROKERS
07/01/2016	SOLD .5 SHS BLACKROCK TOTAL RETURN ON 06/30/2016 AT 11.94	5.97	
07/01/2016	SOLD .5 SHS BLACKROCK STRATEGIC INCOME FUND ON 06/30/2016 AT 9.72	4.86	
07/01/2016	SOLD .5 SHS BRANDES FUNDS INSTITUTIONAL INTERNATIONAL EQ ON 06/30/2016 AT 14.78	7.39	
07/01/2016	SOLD .5 SHS COHEN AND STEERS REAL ESTATE SECURITIES CLASS I ON 06/30/2016 AT 15.76	7.88	
07/01/2016	SOLD .5 SHS DELAWARE FUNDS DIVERSIFIED INCOME ON 06/30/2016 AT 8.87	4.44	
07/01/2016	SOLD .5 SHS HARTFORD WORLD BOND I ON 06/30/2016 AT 10.38	5.19	
07/01/2016	SOLD .5 SHS HARTFORD HARTFORD INTERNATIONAL VALUE INSTL ON 06/30/2016 AT 13.32	6.66	
07/01/2016	SOLD .5 SHS CLEARBRIDGE INTERNATIONAL SMALL CAP I ON 06/30/2016 AT 14.62	7.31	
07/01/2016	SOLD .5 SHS FRANKLIN TEMPLETON MUTUAL FDS. GLOBAL BOND FUND ADV CLASS ON 06/30/2016 AT 11.32	5.66	
07/01/2016	SOLD .5 SHS UNDISCOVERED MANAGERS BEHAVIORAL VALUE INST ON 06/30/2016 AT 57.44	28.72	
07/01/2016	SOLD .5 SHS WESTERN ASSET WESTERN ASSET CORE PLUS BOND ON 06/30/2016 AT 11.87	5.94	
07/01/2016	PURCHASED 8.173 SHS BLACKROCK TOTAL RETURN ON 06/30/2016 AT 11.94 FOR REINVESTMENT		97.58

Statement Period
Account Number

07/01/2016 through 06/30/2017
115150007300

Schedule Of Prior Period Trades Settled

DATE	DESCRIPTION	DUE FROM BROKERS	DUE TO BROKERS
07/01/2016	PURCHASED 4.78 SHS BLACKROCK STRATEGIC INCOME FUND ON 06/30/2016 AT 9.72 FOR REINVESTMENT		46.46
07/01/2016	PURCHASED 7.681 SHS PRUDENTIAL FUNDS TOTAL RETURN BOND CL Q ON 06/30/2016 AT 14.70 FOR REINVESTMENT		112.91
07/01/2016	PURCHASED 10.205 SHS WESTERN ASSET WESTERN ASSET CORE PLUS BOND ON 06/30/2016 AT 11.87 FOR REINVESTMENT		121.13
07/05/2016	PURCHASED 33.057 SHS BRANDES FUNDS INTERNATIONAL EQUITY - R6 ON 06/30/2016 AT 14.80 FOR REINVESTMENT		489.24
07/05/2016	PURCHASED 3.335 SHS BRANDES FUNDS INTERNATIONAL SMALL CAP EQUITY ON 06/30/2016 AT 12.79 FOR REINVESTMENT		42.66
07/05/2016	PURCHASED 14.866 SHS BRANDES FUNDS EMERGING MARKETS FUND CLASS I ON 06/30/2016 AT 7.40 FOR REINVESTMENT		110.01
07/05/2016	PURCHASED .003 SHS COHEN AND STEERS REAL ESTATE SECURITIES CLASS I ON 06/30/2016 AT 15.76 FOR REINVESTMENT		0.04
07/05/2016	PURCHASED .007 SHS COHEN AND STEERS REAL ESTATE SECURITIES CLASS I ON 06/30/2016 AT 15.76 FOR REINVESTMENT		0.11
07/05/2016	PURCHASED 9.345 SHS COHEN AND STEERS REAL ESTATE SECURITIES - Z ON 06/30/2016 AT 15.76 FOR REINVESTMENT		147.28

TRUST EB FORMAT

Statement Period
Account Number

07/01/2016 through 06/30/2017
115150007300

Schedule Of Prior Period Trades Settled

DATE	DESCRIPTION	DUE FROM BROKERS	DUE TO BROKERS
07/05/2016	PURCHASED 22.26 SHS COHEN AND STEERS REAL ESTATE SECURITIES - Z ON 06/30/2016 AT 15.76 FOR REINVESTMENT		350.82
07/07/2016	DELIVERED .01 SHS COHEN AND STEERS REAL ESTATE SECURITIES CLASS I TRADE DATE 06/30/2016		
07/07/2016	PURCHASED .362 SHS WESTERN ASSET CORE PLUS BOND IS ON 06/30/2016 AT 11.87 FOR REINVESTMENT		4.30
	TOTAL PRIOR PERIOD TRADES SETTLED	90.02	1,522.54
	NET RECEIVABLE/PAYABLE		1,432.52-

Statement Period
Account Number

07/01/2016 through 06/30/2017
115150007300

Schedule Of Pending Trades End Of Period

DATE	DESCRIPTION	DUE FROM BROKERS	DUE TO BROKERS
07/03/2017	PURCHASED 15.55 SHS BLACKROCK TOTAL RETURN - K ON 06/30/2017 AT 11.74 FOR REINVESTMENT		182.56
07/03/2017	PURCHASED 8.16 SHS GUGGENHEIM INVESTMENTS MACRO OPPORTUNITIES INST. ON 06/30/2017 AT 26.64 FOR REINVESTMENT		217.38
07/03/2017	PURCHASED 10.924 SHS GUGGENHEIM INVESTMENTS INVESTMENT GRADE BOND FUND ON 06/30/2017 AT 18.47 FOR REINVESTMENT		201.77
07/03/2017	PURCHASED 11.485 SHS LEGG MASON BW GLOBAL OPPORTUNITIES BOND IS ON 06/30/2017 AT 11.00 FOR REINVESTMENT		126.33
07/03/2017	PURCHASED 34.96 SHS LEGG MASON BW ALTERNATIVE CREDIT ON 06/30/2017 AT 10.29 FOR REINVESTMENT		359.74
07/03/2017	PURCHASED 13.118 SHS PRUDENTIAL FUNDS TOTAL RETURN BOND CL Q ON 06/30/2017 AT 14.46 FOR REINVESTMENT		189.68
07/03/2017	PURCHASED 17.588 SHS WESTERN ASSET CORE PLUS BOND IS ON 06/30/2017 AT 11.78 FOR REINVESTMENT		207.19
07/05/2017	PURCHASED 8.894 SHS BRANDES FUNDS INTERNATIONAL SMALL CAP R6 ON 06/30/2017 AT 14.20 FOR REINVESTMENT		126.29
07/05/2017	PURCHASED 11.033 SHS BRANDES FUNDS EMERGING MARKETS VALUE R6 ON 06/30/2017 AT 8.81 FOR REINVESTMENT		97.20
07/05/2017	PURCHASED 23.531 SHS BRANDES FUNDS INTERNATIONAL EQUITY - R6 ON 06/30/2017 AT 16.94 FOR REINVESTMENT		398.62

TRUST EB FORMAT

Statement Period
Account Number

07/01/2016 through 06/30/2017
115150007300

Schedule Of Pending Trades End Of Period

DATE	DESCRIPTION	DUE FROM BROKERS	DUE TO BROKERS
07/05/2017	PURCHASED 25.496 SHS COHEN AND STEERS REAL ESTATE SECURITIES - Z ON 06/30/2017 AT 15.25 FOR REINVESTMENT		388.82
	TOTAL PENDING TRADES END OF PERIOD		2,495.58
	NET RECEIVABLE/PAYABLE		2,495.58-