

BENEFIT TRUST COMPANY HEREBY
CERTIFIES THIS ANNUAL TRUST STATEMENT FURNISHED
PURSUANT TO 29 CFR 2520.103-5(C) IS COMPLETE
AND ACCURATE.

(AUTHORIZED SIGNATURE)

RBOA FUTURIS

KS 66211

ACCOUNT NUMBER 115150007300

FOR THE PERIOD FROM 07/01/2015 TO 06/30/2016

THE PLAN ADMINISTRATOR WILL BE DEEMED TO APPROVE THIS REPORT UNLESS IT SUBMITS WRITTEN OBJECTIONS
OR PROPOSED CORRECTIONS THERETO WITHIN NINETY (90) CALENDAR DAYS FOLLOWING THE END OF THE PERIOD
COVERED IN THE REPORT.

TRUST EB FORMAT

Statement Period
Account Number

07/01/2015 through 06/30/2016
115150007300

Contents

Summary Of Fund	1
Asset Summary As Of 06/30/2016	2
Summary Of Cash Receipts And Disbursements	6
Schedule Of Income	7
Schedule Of Other Additions	26
Schedule Of Fees And Other Expenses	27
Schedule Of Other Disbursements And Reductions	30
Schedule Of Purchases	31
Schedule Of Sales	55
Schedule Of Unrealized Gains & Losses	88
Schedule Of Reportable Transactions	92
Balance Sheet	125
Schedule Of Prior Period Trades Settled	127
Schedule Of Pending Trades End Of Period	129

TRUST EB FORMAT

Statement Period
Account Number

07/01/2015 through 06/30/2016
115150007300

Summary Of Fund

MARKET VALUE AS OF 07/01/2015		387,845.80
EARNINGS		
NET INCOME CASH RECEIPTS	28,529.80	
FEEES AND OTHER EXPENSES	8,370.08-	
REALIZED GAIN OR LOSS	16,740.60-	
UNREALIZED GAIN OR LOSS	14,471.91-	
IN-KIND GAIN OR LOSS REDUCTIONS	0.01	
TOTAL EARNINGS		11,052.78-
OTHER RECEIPTS		387,113.25
MISCELLANEOUS TRANSACTIONS		0.16-
TOTAL MARKET VALUE AS OF 06/30/2016		763,906.11

TRUST EB FORMAT

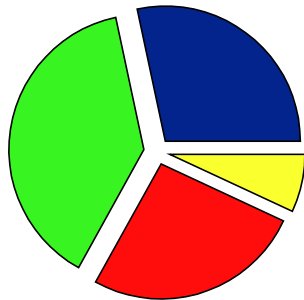
Statement Period
Account Number





07/01/2015 through 06/30/2016
115150007300

Asset Summary As Of 06/30/2016

DESCRIPTION	MARKET VALUE	AVG COST	% OF PORT
MUTUAL FUND - FIXED INCOME	294,503.21	293,626.94	39
MUTUAL FUND - DOMESTIC EQUITY	216,257.07	225,813.66	28
MUTUAL FUND - INTERNATIONAL EQUITY	199,516.29	205,456.71	26
MUTUAL FUND - REAL ESTATE	53,539.28	53,018.10	7
TOTAL INVESTMENTS	763,815.85	777,915.41	
CASH	1,522.78		
DUE FROM BROKER	90.02		
DUE TO BROKER	1,522.54		
TOTAL MARKET VALUE	763,906.11		

Ending Asset Allocation



28.3%		MUTUAL FUND - DOMESTIC EQUITY	216,257.07
38.6%		MUTUAL FUND - FIXED INCOME	294,503.21
26.1%		MUTUAL FUND - INTERNATIONAL EQUI	199,516.29
7.0%		MUTUAL FUND - REAL ESTATE	53,539.28
100.0%		Total	763,815.85

TRUST EB FORMAT

Statement Period
Account Number

07/01/2015 through 06/30/2016
115150007300

Asset Detail As Of 06/30/2016

UNITS/BOOK VALUE	DESCRIPTION	MARKET VALUE	AVG COST	% OF PORT
MUTUAL FUND - FIXED INCOME				
3,778.706	BLACKROCK TOTAL RETURN - K	45,117.75	45,117.75	6
8.173	BLACKROCK TOTAL RETURN	97.59	97.58	0
4.78	BLACKROCK STRATEGIC INCOME FUND	46.46	46.46	0
1,936.555	BLACKROCK STRATEGIC INCOME OPPS -K	18,823.31	18,803.95	2
2,057.325	GUGGENHEIM INVESTMENTS INVESTMENT GRADE BOND FUND	37,607.90	37,607.90	5
1,813.303	HARTFORD WORLD BOND - Y	18,822.09	18,803.95	2
2,125.531	LEGG MASON BW GLOBAL OPPORTUNITIES BOND IS	22,913.22	21,858.44	3
2,013.304	LEGG MASON BW ALTERNATIVE CREDIT	18,824.39	20,597.71	2
3,083.395	PRUDENTIAL FUNDS TOTAL RETURN BOND CL Q	45,325.91	44,028.52	6
3,675.377	FRANKLIN TEMPLETON MUTUAL FDS. GLOBAL BOND R6	41,605.27	41,421.50	5
10.205	LEGG MASON WESTERN ASSET CORE PLUS BOND	121.13	121.13	0
3,807.767	LEGG MASON CORE PLUS BOND IS	45,198.19	45,122.05	6
		294,503.21	293,626.94	39
MUTUAL FUND - DOMESTIC EQUITY				
2,752.957	ALGER FUNDS SMALL CAP FOCUS Z	30,640.41	30,089.82	4
2,314.36	ALGER FUNDS SPECTRA Z	38,510.95	42,695.63	5

TRUST EB FORMAT

Statement Period
Account Number

07/01/2015 through 06/30/2016
115150007300

Asset Detail As Of 06/30/2016

UNITS/BOOK VALUE	DESCRIPTION	MARKET VALUE	AVG COST	% OF PORT
1,772.338	COLUMBIA CONTRARIAN CORE	38,761.03	40,057.91	5
1,224.282	OAKMARK SELECT	46,547.20	49,259.29	6
1,106.852	HARTFORD FUNDS MIDCAP CLASS Y	31,246.43	33,594.75	4
530.844	UNDISCOVERED MANAGERS BEHAVIORAL VALUE R6	30,534.15	30,098.86	4
.5	VANGUARD GROUP MID CAP INDEX FUND	16.90	17.40	0
		216,257.07	225,813.66	28
MUTUAL FUND - INTERNATIONAL EQUITY				
2,565.4	BRANDES FUNDS INTERNATIONAL EQUITY - R6	37,967.92	38,094.54	5
1,499.463	BRANDES FUNDS INTERNATIONAL SMALL CAP EQUITY	19,178.13	19,851.60	3
2,093.92	BRANDES FUNDS EMERGING MARKETS FUND CLASS I	15,495.01	15,117.01	2
2,237.829	HARTFORD INTERNATIONAL VALUE - Y	30,367.34	30,076.42	4
1,297.409	CLEARBRIDGE INTERNATIONAL CM CAP - IS	18,994.07	18,812.43	2
657.695	AMERICAN FUNDS NEW PERSPECTIVE F2	23,249.52	25,172.46	3
302.705	AMERICAN FUNDS NEW WORLD F2	15,459.14	16,281.25	2
1,991.029	THORNBURG INVESTMENT INCOME BUILDER I	38,805.16	42,051.00	5
		199,516.29	205,456.71	26
MUTUAL FUND - REAL ESTATE				
1,686.41	COHEN AND STEERS REAL ESTATE SECURITIES - Z	26,577.82	26,826.04	3

TRUST EB FORMAT

Statement Period
Account Number

07/01/2015 through 06/30/2016
115150007300

Asset Detail As Of 06/30/2016

UNITS/BOOK VALUE	DESCRIPTION	MARKET VALUE	AVG COST	% OF PORT
1,079.322	PRUDENTIAL FUNDS GLOBAL REAL ESTATE CL Q	26,961.46	26,192.06	4
		53,539.28	53,018.10	7
	TOTAL INVESTMENTS	763,815.85		
	CASH	1,522.78		
	DUE FROM BROKER	90.02		
	DUE TO BROKER	1,522.54		
	NET ASSETS	763,906.11		
	TOTAL MARKET VALUE	763,906.11		

TRUST EB FORMAT

Statement Period
Account Number

07/01/2015 through 06/30/2016
115150007300

Summary Of Cash Receipts And Disbursements

R E C E I P T S

CASH BALANCE AS OF 07/01/2015			2,560.36
INCOME RECEIVED			
DIVIDENDS	28,529.80		
TOTAL INCOME RECEIPTS		28,529.80	
OTHER CASH RECEIPTS		387,113.25	
PROCEEDS FROM THE DISPOSITION OF ASSETS		437,776.17	
TOTAL RECEIPTS			853,419.22

D I S B U R S E M E N T S

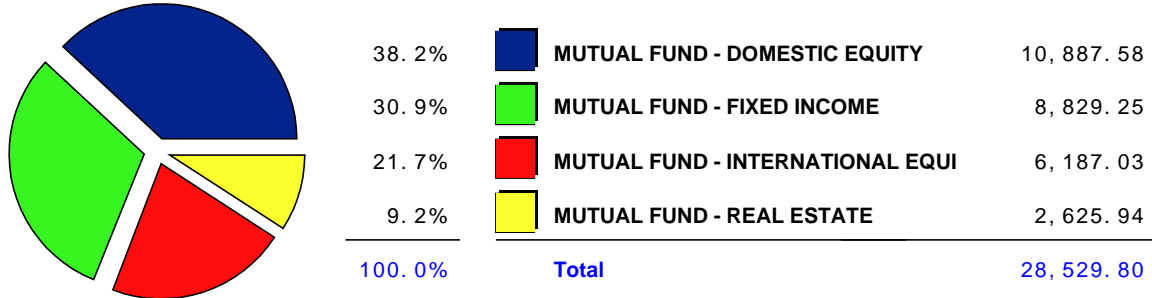
FEES AND OTHER EXPENSES			
ADMINISTRATIVE FEES AND EXPENSES	8,370.08		
TOTAL FEES AND OTHER EXPENSES		8,370.08	
COST OF ACQUISITION OF ASSETS		846,086.72	
TOTAL DISBURSEMENTS			854,456.80
CASH BALANCE AS OF 06/30/2016			1,522.78

TRUST EB FORMAT

Statement Period
Account Number

07/01/2015 through 06/30/2016
115150007300

Schedule Of Income Income Allocation



Income Schedule

DATE	DESCRIPTION	CASH RECEIVED	INCOME EARNED	MARKET / COST BASIS
DIVIDENDS				
MUTUAL FUND - FIXED INCOME				
BLACKROCK TOTAL RETURN				
08/05/2015	DIVIDEND ON 1,977.933 SHS BLACKROCK TOTAL RETURN AT .029 PER SHARE EFFECTIVE 07/31/2015	57.36		
09/02/2015	DIVIDEND ON 3,953.229 SHS BLACKROCK TOTAL RETURN AT .023442 PER SHARE EFFECTIVE 08/31/2015	92.67		
10/01/2015	DIVIDEND ON 3,957.334 SHS BLACKROCK TOTAL RETURN AT .027751 PER SHARE EFFECTIVE 09/30/2015	109.82		
11/02/2015	DIVIDEND ON 3,962.972 SHS BLACKROCK TOTAL RETURN AT .028282 PER SHARE EFFECTIVE 10/30/2015	112.08		

TRUST EB FORMAT

Statement Period
Account Number

07/01/2015 through 06/30/2016
115150007300

Schedule Of Income

DATE	DESCRIPTION	CASH RECEIVED	INCOME EARNED	MARKET / COST BASIS
12/01/2015	DIVIDEND ON 3,968.636 SHS BLACKROCK TOTAL RETURN AT .029229 PER SHARE EFFECTIVE 11/30/2015	116.00		
12/24/2015	SHORT TERM CAPITAL GAINS DIVIDEND ON 3,974.7 SHS BLACKROCK TOTAL RETURN AT .048073 PER SHARE EFFECTIVE 12/23/2015	191.08		
01/04/2016	DIVIDEND ON 3,889.595 SHS BLACKROCK TOTAL RETURN AT .031037 PER SHARE EFFECTIVE 12/31/2015	120.72		
02/01/2016	DIVIDEND ON 3,896.227 SHS BLACKROCK TOTAL RETURN AT .028843 PER SHARE EFFECTIVE 01/29/2016	112.38		
03/01/2016	DIVIDEND ON 3,902.177 SHS BLACKROCK TOTAL RETURN AT .02545 PER SHARE EFFECTIVE 02/29/2016	99.31		
04/01/2016	DIVIDEND ON 3,906.979 SHS BLACKROCK TOTAL RETURN AT .025813 PER SHARE EFFECTIVE 03/31/2016	100.85		
05/02/2016	DIVIDEND ON 3,911.759 SHS BLACKROCK TOTAL RETURN AT .026372 PER SHARE EFFECTIVE 04/29/2016	103.16		
06/01/2016	DIVIDEND ON 3,916.681 SHS BLACKROCK TOTAL RETURN AT .02749 PER SHARE EFFECTIVE 05/31/2016	107.67		
07/01/2016	DIVIDEND ON .5 SHS BLACKROCK TOTAL RETURN AT 195.16 PER SHARE EFFECTIVE 06/30/2016	97.58		
	SECURITY TOTAL	1,420.68	1,420.68	
	BLACKROCK STRATEGIC INCOME FUND			
08/05/2015	DIVIDEND ON 959.012 SHS BLACKROCK STRATEGIC INCOME FUND AT .0192 PER SHARE EFFECTIVE 07/31/2015	18.43		

TRUST EB FORMAT

Statement Period
Account Number

07/01/2015 through 06/30/2016
115150007300

Schedule Of Income

DATE	DESCRIPTION	CASH RECEIVED	INCOME EARNED	MARKET / COST BASIS
09/02/2015	DIVIDEND ON 1,922.608 SHS BLACKROCK STRATEGIC INCOME FUND AT .014512 PER SHARE EFFECTIVE 08/31/2015	27.90		
10/01/2015	DIVIDEND ON 1,923.53 SHS BLACKROCK STRATEGIC INCOME FUND AT .015248 PER SHARE EFFECTIVE 09/30/2015	29.33		
11/02/2015	DIVIDEND ON 1,924.647 SHS BLACKROCK STRATEGIC INCOME FUND AT .018237 PER SHARE EFFECTIVE 10/30/2015	35.10		
12/01/2015	DIVIDEND ON 1,926.267 SHS BLACKROCK STRATEGIC INCOME FUND AT .018975 PER SHARE EFFECTIVE 11/30/2015	36.55		
12/24/2015	SHORT TERM CAPITAL GAINS DIVIDEND ON 1,928.04 SHS BLACKROCK STRATEGIC INCOME FUND AT .092178 PER SHARE EFFECTIVE 12/23/2015	177.72		
01/04/2016	DIVIDEND ON 1,911.158 SHS BLACKROCK STRATEGIC INCOME FUND AT .021202 PER SHARE EFFECTIVE 12/31/2015	40.52		
02/01/2016	DIVIDEND ON 1,913.391 SHS BLACKROCK STRATEGIC INCOME FUND AT .02112 PER SHARE EFFECTIVE 01/29/2016	40.41		
03/01/2016	DIVIDEND ON 1,915.686 SHS BLACKROCK STRATEGIC INCOME FUND AT .018328 PER SHARE EFFECTIVE 02/29/2016	35.11		
04/01/2016	DIVIDEND ON 1,917.469 SHS BLACKROCK STRATEGIC INCOME FUND AT .016616 PER SHARE EFFECTIVE 03/31/2016	31.86		
05/02/2016	DIVIDEND ON 1,918.827 SHS BLACKROCK STRATEGIC INCOME FUND AT .020893 PER SHARE EFFECTIVE 04/29/2016	40.09		

TRUST EB FORMAT

Statement Period
Account Number

07/01/2015 through 06/30/2016
115150007300

Schedule Of Income

DATE	DESCRIPTION	CASH RECEIVED	INCOME EARNED	MARKET / COST BASIS
06/01/2016	DIVIDEND ON 1,921.003 SHS BLACKROCK STRATEGIC INCOME FUND AT .025304 PER SHARE EFFECTIVE 05/31/2016	48.61		
07/01/2016	DIVIDEND ON .5 SHS BLACKROCK STRATEGIC INCOME FUND AT 92.92 PER SHARE EFFECTIVE 06/30/2016	46.46		
	SECURITY TOTAL	608.09	608.09	
	DELAWARE FUNDS DIVERSIFIED INCOME			
07/23/2015	DIVIDEND ON 2,187.079 SHS DELAWARE FUNDS DIVERSIFIED INCOME AT .02764 PER SHARE EFFECTIVE 07/22/2015	45.58		
08/24/2015	DIVIDEND ON 4,376.459 SHS DELAWARE FUNDS DIVERSIFIED INCOME AT .019253 PER SHARE EFFECTIVE 08/21/2015	84.26		
09/23/2015	DIVIDEND ON 4,381.753 SHS DELAWARE FUNDS DIVERSIFIED INCOME AT .026186 PER SHARE EFFECTIVE 07/22/2015	114.74		
10/23/2015	DIVIDEND ON 4,390.645 SHS DELAWARE FUNDS DIVERSIFIED INCOME AT .023965 PER SHARE EFFECTIVE 10/22/2015	105.22		
11/23/2015	DIVIDEND ON 4,398.25 SHS DELAWARE FUNDS DIVERSIFIED INCOME AT .025849 PER SHARE EFFECTIVE 11/20/2015	113.69		
12/23/2015	DIVIDEND ON 4,406.995 SHS DELAWARE FUNDS DIVERSIFIED INCOME AT .023669 PER SHARE EFFECTIVE 12/22/2015	104.31		
01/25/2016	DIVIDEND ON 4,347.516 SHS DELAWARE FUNDS DIVERSIFIED INCOME AT .022956 PER SHARE EFFECTIVE 01/22/2016	99.80		

TRUST EB FORMAT

Statement Period
Account Number

07/01/2015 through 06/30/2016
115150007300

Schedule Of Income

DATE	DESCRIPTION	CASH RECEIVED	INCOME EARNED	MARKET / COST BASIS
02/23/2016	DIVIDEND ON 4,354.93 SHS DELAWARE FUNDS DIVERSIFIED INCOME AT .022331 PER SHARE EFFECTIVE 02/22/2016	97.25		
03/23/2016	DIVIDEND ON 4,362.023 SHS DELAWARE FUNDS DIVERSIFIED INCOME AT .020789 PER SHARE EFFECTIVE 03/22/2016	90.68		
04/25/2016	DIVIDEND ON 4,368.205 SHS DELAWARE FUNDS DIVERSIFIED INCOME AT .02328 PER SHARE EFFECTIVE 04/22/2016	101.69		
05/23/2016	DIVIDEND ON 4,375.548 SHS DELAWARE FUNDS DIVERSIFIED INCOME AT .024413 PER SHARE EFFECTIVE 05/20/2016	106.82		
06/23/2016	DIVIDEND ON 4,383.481 SHS DELAWARE FUNDS DIVERSIFIED INCOME AT .025311 PER SHARE EFFECTIVE 06/22/2016	110.95		
	SECURITY TOTAL	1,174.99	1,174.99	
	HARTFORD WORLD BOND I			
08/05/2015	DIVIDEND ON 929.666 SHS HARTFORD WORLD BOND I AT .010418 PER SHARE EFFECTIVE 07/31/2015	9.69		
08/31/2015	DIVIDEND ON 1,854.444 SHS HARTFORD WORLD BOND I AT .010367 PER SHARE EFFECTIVE 08/27/2015	19.23		
10/01/2015	DIVIDEND ON 1,854.503 SHS HARTFORD WORLD BOND I AT .011041 PER SHARE EFFECTIVE 09/29/2015	20.48		
11/02/2015	DIVIDEND ON 1,854.719 SHS HARTFORD WORLD BOND I AT .009518 PER SHARE EFFECTIVE 10/29/2015	17.65		
12/01/2015	DIVIDEND ON 1,854.589 SHS HARTFORD WORLD BOND I AT .010966 PER SHARE EFFECTIVE 11/27/2015	20.34		

TRUST EB FORMAT

Statement Period
Account Number

07/01/2015 through 06/30/2016
115150007300

Schedule Of Income

DATE	DESCRIPTION	CASH RECEIVED	INCOME EARNED	MARKET / COST BASIS
12/15/2015	LONG TERM CAP GAINS DIVIDEND - PRE 5/6/2003 ON 1,854.723 SHS HARTFORD WORLD BOND I AT .25729 PER SHARE EFFECTIVE 12/11/2015	477.20		
12/31/2015	DIVIDEND ON 1,852.44 SHS HARTFORD WORLD BOND I AT .004378 PER SHARE EFFECTIVE 12/29/2015	8.11		
02/01/2016	DIVIDEND ON 1,851.394 SHS HARTFORD WORLD BOND I AT .009038 PER SHARE EFFECTIVE 01/28/2016	16.73		
03/01/2016	DIVIDEND ON 1,851.264 SHS HARTFORD WORLD BOND I AT .010904 PER SHARE EFFECTIVE 02/26/2016	20.19		
04/01/2016	DIVIDEND ON 1,851.491 SHS HARTFORD WORLD BOND I AT .008661 PER SHARE EFFECTIVE 03/30/2016	16.04		
	SECURITY TOTAL	625.66	625.66	
	LEGG MASON BW GLOBAL OPPORTUNITIES BOND IS			
12/23/2015	DIVIDEND ON 2,254.269 SHS LEGG MASON BW GLOBAL OPPORTUNITIES BOND IS AT .062705 PER SHARE EFFECTIVE 12/22/2015	141.35		
	SECURITY TOTAL	141.35	141.35	
	LEGG MASON BW ALTERNATIVE CREDIT			
08/05/2015	DIVIDEND ON 930.394 SHS LEGG MASON BW ALTERNATIVE CREDIT AT .0235 PER SHARE EFFECTIVE 07/31/2015	23.43		
09/02/2015	DIVIDEND ON 1,877.527 SHS LEGG MASON BW ALTERNATIVE CREDIT AT .020341 PER SHARE EFFECTIVE 08/31/2015	38.19		
10/01/2015	DIVIDEND ON 1,879.462 SHS LEGG MASON BW ALTERNATIVE CREDIT AT .027593 PER SHARE EFFECTIVE 09/30/2015	51.86		

TRUST EB FORMAT

Statement Period
Account Number

07/01/2015 through 06/30/2016
115150007300

Schedule Of Income

DATE	DESCRIPTION	CASH RECEIVED	INCOME EARNED	MARKET / COST BASIS
11/02/2015	DIVIDEND ON 1,882.807 SHS LEGG MASON BW ALTERNATIVE CREDIT AT .027475 PER SHARE EFFECTIVE 10/30/2015	51.73		
12/01/2015	DIVIDEND ON 1,886.162 SHS LEGG MASON BW ALTERNATIVE CREDIT AT .016616 PER SHARE EFFECTIVE 11/30/2015	31.34		
12/30/2015	DIVIDEND ON 1,988.418 SHS LEGG MASON BW ALTERNATIVE CREDIT AT .284915 PER SHARE EFFECTIVE 12/29/2015	566.53		
01/04/2016	DIVIDEND ON 2,048.687 SHS LEGG MASON BW ALTERNATIVE CREDIT AT .002548 PER SHARE EFFECTIVE 12/31/2015	5.22		
02/01/2016	DIVIDEND ON 2,047.249 SHS LEGG MASON BW ALTERNATIVE CREDIT AT .013252 PER SHARE EFFECTIVE 01/29/2016	27.13		
03/01/2016	DIVIDEND ON 2,048.224 SHS LEGG MASON BW ALTERNATIVE CREDIT AT .009389 PER SHARE EFFECTIVE 02/29/2016	19.23		
04/01/2016	DIVIDEND ON 2,048.378 SHS LEGG MASON BW ALTERNATIVE CREDIT AT .007591 PER SHARE EFFECTIVE 03/31/2016	15.55		
	SECURITY TOTAL	830.21	830.21	
	PRUDENTIAL FUNDS TOTAL RETURN BOND CL Q			
08/05/2015	DIVIDEND ON 1,631.576 SHS PRUDENTIAL FUNDS TOTAL RETURN BOND CL Q AT .0368 PER SHARE EFFECTIVE 07/31/2015	60.15		
09/02/2015	DIVIDEND ON 3,253.058 SHS PRUDENTIAL FUNDS TOTAL RETURN BOND CL Q AT .02936 PER SHARE EFFECTIVE 08/31/2015	95.51		

TRUST EB FORMAT

Statement Period
Account Number

07/01/2015 through 06/30/2016
115150007300

Schedule Of Income

DATE	DESCRIPTION	CASH RECEIVED	INCOME EARNED	MARKET / COST BASIS
10/01/2015	DIVIDEND ON 3,256.629 SHS PRUDENTIAL FUNDS TOTAL RETURN BOND CL Q AT .034051 PER SHARE EFFECTIVE 09/30/2015	110.89		
11/02/2015	DIVIDEND ON 3,261.348 SHS PRUDENTIAL FUNDS TOTAL RETURN BOND CL Q AT .033872 PER SHARE EFFECTIVE 10/30/2015	110.47		
12/01/2015	DIVIDEND ON 3,265.895 SHS PRUDENTIAL FUNDS TOTAL RETURN BOND CL Q AT .031409 PER SHARE EFFECTIVE 11/30/2015	102.58		
12/11/2015	LONG TERM CAP GAINS DIVIDEND - PRE 5/6/2003 ON 3,269.939 SHS PRUDENTIAL FUNDS TOTAL RETURN BOND CL Q AT .00154 PER SHARE EFFECTIVE 12/10/2015	5.04		
01/04/2016	DIVIDEND ON 3,191.96 SHS PRUDENTIAL FUNDS TOTAL RETURN BOND CL Q AT .02573 PER SHARE EFFECTIVE 12/31/2015	82.13		
01/04/2016	DIVIDEND ON 3,191.96 SHS PRUDENTIAL FUNDS TOTAL RETURN BOND CL Q AT .033274 PER SHARE EFFECTIVE 12/31/2015	106.21		
02/01/2016	DIVIDEND ON 3,202.258 SHS PRUDENTIAL FUNDS TOTAL RETURN BOND CL Q AT .030903 PER SHARE EFFECTIVE 01/29/2016	98.96		
03/01/2016	DIVIDEND ON 3,206.187 SHS PRUDENTIAL FUNDS TOTAL RETURN BOND CL Q AT .031664 PER SHARE EFFECTIVE 02/29/2016	101.52		
04/01/2016	DIVIDEND ON 3,210.309 SHS PRUDENTIAL FUNDS TOTAL RETURN BOND CL Q AT .035919 PER SHARE EFFECTIVE 03/31/2016	115.31		
05/02/2016	DIVIDEND ON 3,215.23 SHS PRUDENTIAL FUNDS TOTAL RETURN BOND CL Q AT .034943 PER SHARE EFFECTIVE 04/29/2016	112.35		

TRUST EB FORMAT

Statement Period
Account Number

07/01/2015 through 06/30/2016
115150007300

Schedule Of Income

DATE	DESCRIPTION	CASH RECEIVED	INCOME EARNED	MARKET / COST BASIS
06/01/2016	DIVIDEND ON 3,219.869 SHS PRUDENTIAL FUNDS TOTAL RETURN BOND CL Q AT .034815 PER SHARE EFFECTIVE 05/31/2016	112.10		
07/01/2016	DIVIDEND ON 3,075.714 SHS PRUDENTIAL FUNDS TOTAL RETURN BOND CL Q AT .03671 PER SHARE EFFECTIVE 06/30/2016	112.91		
	SECURITY TOTAL	1,326.13	1,326.13	
	FRANKLIN TEMPLETON MUTUAL FDS. GLOBAL BOND FUND ADV CLASS			
07/23/2015	DIVIDEND ON 1,749.484 SHS FRANKLIN TEMPLETON MUTUAL FDS. GLOBAL BOND FUND ADV CLASS AT .0326 PER SHARE EFFECTIVE 07/15/2015	57.03		
08/18/2015	DIVIDEND ON 3,544.928 SHS FRANKLIN TEMPLETON MUTUAL FDS. GLOBAL BOND FUND ADV CLASS AT .0326 PER SHARE EFFECTIVE 08/17/2015	115.56		
09/16/2015	DIVIDEND ON 3,548.989 SHS FRANKLIN TEMPLETON MUTUAL FDS. GLOBAL BOND FUND ADV CLASS AT .0323 PER SHARE EFFECTIVE 09/15/2015	114.63		
10/16/2015	DIVIDEND ON 3,555.468 SHS FRANKLIN TEMPLETON MUTUAL FDS. GLOBAL BOND FUND ADV CLASS AT .0325 PER SHARE EFFECTIVE 10/15/2015	115.55		
11/17/2015	DIVIDEND ON 3,565.361 SHS FRANKLIN TEMPLETON MUTUAL FDS. GLOBAL BOND FUND ADV CLASS AT .0324 PER SHARE EFFECTIVE 11/16/2015	115.52		
12/16/2015	DIVIDEND ON 3,568.085 SHS FRANKLIN TEMPLETON MUTUAL FDS. GLOBAL BOND FUND ADV CLASS AT .0325 PER SHARE EFFECTIVE 12/15/2015	115.96		

TRUST EB FORMAT

Statement Period
Account Number

07/01/2015 through 06/30/2016
115150007300

Schedule Of Income

DATE	DESCRIPTION	CASH RECEIVED	INCOME EARNED	MARKET / COST BASIS
01/19/2016	DIVIDEND ON 3,561.103 SHS FRANKLIN TEMPLETON MUTUAL FDS. GLOBAL BOND FUND ADV CLASS AT .0324 PER SHARE EFFECTIVE 01/15/2016	115.38		
02/17/2016	DIVIDEND ON 3,567.992 SHS FRANKLIN TEMPLETON MUTUAL FDS. GLOBAL BOND FUND ADV CLASS AT .0322 PER SHARE EFFECTIVE 02/16/2016	114.89		
03/16/2016	DIVIDEND ON 3,575.058 SHS FRANKLIN TEMPLETON MUTUAL FDS. GLOBAL BOND FUND ADV CLASS AT .0324 PER SHARE EFFECTIVE 03/15/2016	115.83		
04/18/2016	DIVIDEND ON 3,581.635 SHS FRANKLIN TEMPLETON MUTUAL FDS. GLOBAL BOND FUND ADV CLASS AT .0323 PER SHARE EFFECTIVE 04/15/2016	115.69		
05/17/2016	DIVIDEND ON 3,588.137 SHS FRANKLIN TEMPLETON MUTUAL FDS. GLOBAL BOND FUND ADV CLASS AT .0224 PER SHARE EFFECTIVE 05/16/2016	80.37		
06/16/2016	DIVIDEND ON 3,591.571 SHS FRANKLIN TEMPLETON MUTUAL FDS. GLOBAL BOND FUND ADV CLASS AT .0223 PER SHARE EFFECTIVE 06/15/2016	80.09		
	SECURITY TOTAL	1,256.50	1,256.50	
	LEGG MASON WESTERN ASSET CORE PLUS BOND			
08/05/2015	DIVIDEND ON 2,017.51 SHS LEGG MASON WESTERN ASSET CORE PLUS BOND AT .0309 PER SHARE EFFECTIVE 07/31/2015	66.38		
09/02/2015	DIVIDEND ON 4,020.803 SHS LEGG MASON WESTERN ASSET CORE PLUS BOND AT .02548 PER SHARE EFFECTIVE 08/31/2015	102.45		

TRUST EB FORMAT

Statement Period
Account Number

07/01/2015 through 06/30/2016
115150007300

Schedule Of Income

DATE	DESCRIPTION	CASH RECEIVED	INCOME EARNED	MARKET / COST BASIS
10/01/2015	DIVIDEND ON 4,025.82 SHS LEGG MASON WESTERN ASSET CORE PLUS BOND AT .030682 PER SHARE EFFECTIVE 09/30/2015	123.52		
11/02/2015	DIVIDEND ON 4,032.763 SHS LEGG MASON WESTERN ASSET CORE PLUS BOND AT .032417 PER SHARE EFFECTIVE 10/30/2015	130.73		
12/01/2015	DIVIDEND ON 4,040.112 SHS LEGG MASON WESTERN ASSET CORE PLUS BOND AT .030133 PER SHARE EFFECTIVE 11/30/2015	121.74		
01/04/2016	DIVIDEND ON 3,913.354 SHS LEGG MASON WESTERN ASSET CORE PLUS BOND AT .0367 PER SHARE EFFECTIVE 12/31/2015	143.62		
02/01/2016	DIVIDEND ON 3,922.023 SHS LEGG MASON WESTERN ASSET CORE PLUS BOND AT .029676 PER SHARE EFFECTIVE 01/29/2016	116.39		
03/01/2016	DIVIDEND ON 3,928.358 SHS LEGG MASON WESTERN ASSET CORE PLUS BOND AT .031283 PER SHARE EFFECTIVE 02/29/2016	122.89		
04/01/2016	DIVIDEND ON 3,935.332 SHS LEGG MASON WESTERN ASSET CORE PLUS BOND AT .03432 PER SHARE EFFECTIVE 03/31/2016	135.06		
05/02/2016	DIVIDEND ON 3,943.074 SHS LEGG MASON WESTERN ASSET CORE PLUS BOND AT .033063 PER SHARE EFFECTIVE 04/29/2016	130.37		
06/01/2016	DIVIDEND ON 3,950.341 SHS LEGG MASON WESTERN ASSET CORE PLUS BOND AT .032164 PER SHARE EFFECTIVE 05/31/2016	127.06		
07/01/2016	DIVIDEND ON .5 SHS LEGG MASON WESTERN ASSET CORE PLUS BOND AT 242.26 PER SHARE EFFECTIVE 06/30/2016	121.13		

TRUST EB FORMAT

Statement Period
Account Number

07/01/2015 through 06/30/2016
115150007300

Schedule Of Income

DATE	DESCRIPTION	CASH RECEIVED	INCOME EARNED	MARKET / COST BASIS
	SECURITY TOTAL	1,441.34	1,441.34	
	LEGG MASON CORE PLUS BOND IS			
07/07/2016	DIVIDEND ON 3,807.405 SHS LEGG MASON CORE PLUS BOND IS AT .001129 PER SHARE EFFECTIVE 06/30/2016	4.30		
	SECURITY TOTAL	4.30	4.30	
	TOTAL MUTUAL FUND - FIXED INCOME	8,829.25	8,829.25	
	MUTUAL FUND - DOMESTIC EQUITY ALGER FUNDS SPECTRA Z			
12/18/2015	LONG TERM CAP GAINS DIVIDEND - PRE 5/6/2003 ON 2,058.394 SHS ALGER FUNDS SPECTRA Z AT 1.4985 PER SHARE EFFECTIVE 12/16/2015	3,084.50		
	SECURITY TOTAL	3,084.50	3,084.50	
	COLUMBIA CONTRARIAN CORE			
12/16/2015	DIVIDEND ON 1,694.77 SHS COLUMBIA CONTRARIAN CORE AT .6405 PER SHARE EFFECTIVE 12/14/2015	1,085.50		
12/16/2015	LONG TERM CAP GAINS DIVIDEND - PRE 5/6/2003 ON 1,694.77 SHS COLUMBIA CONTRARIAN CORE AT .63299 PER SHARE EFFECTIVE 12/14/2015	1,072.77		
	SECURITY TOTAL	2,158.27	2,158.27	
	OAKMARK SELECT			
12/21/2015	DIVIDEND ON 1,142.51 SHS OAKMARK SELECT AT .1184 PER SHARE EFFECTIVE 12/17/2015	135.27		
	SECURITY TOTAL	135.27	135.27	

TRUST EB FORMAT

Statement Period
Account Number

07/01/2015 through 06/30/2016
115150007300

Schedule Of Income

DATE	DESCRIPTION	CASH RECEIVED	INCOME EARNED	MARKET / COST BASIS
	HARTFORD FUNDS MIDCAP CLASS Y			
12/15/2015	LONG TERM CAP GAINS DIVIDEND - PRE 5/6/2003 ON 1,004.427 SHS HARTFORD FUNDS MIDCAP CLASS Y AT 1.93132 PER SHARE EFFECTIVE 12/11/2015	1,939.87		
	SECURITY TOTAL	1,939.87	1,939.87	
	ROYCE FUNDS SPECIAL EQUITY			
12/21/2015	DIVIDEND ON 1,393.221 SHS ROYCE FUNDS SPECIAL EQUITY AT .2682 PER SHARE EFFECTIVE 12/17/2015	373.66		
12/21/2015	LONG TERM CAP GAINS DIVIDEND - PRE 5/6/2003 ON 1,393.221 SHS ROYCE FUNDS SPECIAL EQUITY AT 1.8558 PER SHARE EFFECTIVE 12/17/2015	2,585.54		
	SECURITY TOTAL	2,959.20	2,959.20	
	VANGUARD GROUP MID CAP INDEX FUND			
09/23/2015	DIVIDEND ON 886.364 SHS VANGUARD GROUP MID CAP INDEX FUND AT .312 PER SHARE EFFECTIVE 09/22/2015	276.55		
12/23/2015	DIVIDEND ON 892.151 SHS VANGUARD GROUP MID CAP INDEX FUND AT .166 PER SHARE EFFECTIVE 12/22/2015	148.10		
03/15/2016	DIVIDEND ON 902.362 SHS VANGUARD GROUP MID CAP INDEX FUND AT .078 PER SHARE EFFECTIVE 03/14/2016	70.38		
06/14/2016	DIVIDEND ON 901.836 SHS VANGUARD GROUP MID CAP INDEX FUND AT .128 PER SHARE EFFECTIVE 06/13/2016	115.44		
	SECURITY TOTAL	610.47	610.47	
	TOTAL MUTUAL FUND - DOMESTIC EQUITY	10,887.58	10,887.58	

TRUST EB FORMAT

Statement Period
Account Number

07/01/2015 through 06/30/2016
115150007300

Schedule Of Income

DATE	DESCRIPTION	CASH RECEIVED	INCOME EARNED	MARKET / COST BASIS
	MUTUAL FUND - INTERNATIONAL EQUITY			
	BRANDES FUNDS INTERNATIONAL EQUITY - R6			
07/05/2016	DIVIDEND ON 2,532.343 SHS BRANDES FUNDS INTERNATIONAL EQUITY - R6 AT .193197 PER SHARE EFFECTIVE 06/30/2016	489.24		
	SECURITY TOTAL	489.24	489.24	
	BRANDES FUNDS INSTITUTIONAL INTERNATIONAL EQ			
10/02/2015	DIVIDEND ON 2,273.579 SHS BRANDES FUNDS INSTITUTIONAL INTERNATIONAL EQ AT .091105 PER SHARE EFFECTIVE 09/30/2015	207.13		
01/05/2016	DIVIDEND ON 2,428.828 SHS BRANDES FUNDS INSTITUTIONAL INTERNATIONAL EQ AT .068877 PER SHARE EFFECTIVE 12/31/2015	167.29		
04/04/2016	DIVIDEND ON 2,432.293 SHS BRANDES FUNDS INSTITUTIONAL INTERNATIONAL EQ AT .052539 PER SHARE EFFECTIVE 03/31/2016	127.79		
	SECURITY TOTAL	502.21	502.21	
	BRANDES FUNDS INTERNATIONAL SMALL CAP EQUITY			
10/02/2015	DIVIDEND ON 1,458.374 SHS BRANDES FUNDS INTERNATIONAL SMALL CAP EQUITY AT .010331 PER SHARE EFFECTIVE 09/30/2015	15.07		
12/08/2015	SHORT TERM CAPITAL GAINS DIVIDEND ON 1,456.727 SHS BRANDES FUNDS INTERNATIONAL SMALL CAP EQUITY AT .10599 PER SHARE EFFECTIVE 12/04/2015	154.40		
12/08/2015	LONG TERM CAP GAINS DIVIDEND - PRE 5/6/2003 ON 1,456.727 SHS BRANDES FUNDS INTERNATIONAL SMALL CAP EQUITY AT .09863 PER SHARE EFFECTIVE 12/04/2015	143.68		

TRUST EB FORMAT

Statement Period
Account Number

07/01/2015 through 06/30/2016
115150007300

Schedule Of Income

DATE	DESCRIPTION	CASH RECEIVED	INCOME EARNED	MARKET / COST BASIS
01/05/2016	DIVIDEND ON 1,446.214 SHS BRANDES FUNDS INTERNATIONAL SMALL CAP EQUITY AT .200531 PER SHARE EFFECTIVE 12/31/2015	290.01		
07/05/2016	DIVIDEND ON 1,496.128 SHS BRANDES FUNDS INTERNATIONAL SMALL CAP EQUITY AT .028512 PER SHARE EFFECTIVE 06/30/2016	42.66		
	SECURITY TOTAL	645.82	645.82	
	BRANDES FUNDS EMERGING MARKETS FUND CLASS I			
10/02/2015	DIVIDEND ON 2,121.932 SHS BRANDES FUNDS EMERGING MARKETS FUND CLASS I AT .048451 PER SHARE EFFECTIVE 09/30/2015	102.81		
01/05/2016	DIVIDEND ON 2,317.515 SHS BRANDES FUNDS EMERGING MARKETS FUND CLASS I AT .009396 PER SHARE EFFECTIVE 12/31/2015	21.78		
04/04/2016	DIVIDEND ON 2,313.911 SHS BRANDES FUNDS EMERGING MARKETS FUND CLASS I AT .013377 PER SHARE EFFECTIVE 03/31/2016	30.95		
07/05/2016	DIVIDEND ON 2,079.054 SHS BRANDES FUNDS EMERGING MARKETS FUND CLASS I AT .052914 PER SHARE EFFECTIVE 06/30/2016	110.01		
	SECURITY TOTAL	265.55	265.55	
	HARTFORD HARTFORD INTERNATIONAL VALUE INSTL			
12/15/2015	SHORT TERM CAPITAL GAINS DIVIDEND ON 2,012.897 SHS HARTFORD HARTFORD INTERNATIONAL VALUE INSTL AT .14012 PER SHARE EFFECTIVE 12/11/2015	282.05		
12/15/2015	LONG TERM CAP GAINS DIVIDEND - PRE 5/6/2003 ON 2,012.897 SHS HARTFORD HARTFORD INTERNATIONAL VALUE INSTL AT .12099 PER SHARE EFFECTIVE 12/11/2015	243.54		

TRUST EB FORMAT

Statement Period
Account Number

07/01/2015 through 06/30/2016
115150007300

Schedule Of Income

DATE	DESCRIPTION	CASH RECEIVED	INCOME EARNED	MARKET / COST BASIS
12/31/2015	DIVIDEND ON 2,135.425 SHS HARTFORD HARTFORD INTERNATIONAL VALUE INSTL AT .221332 PER SHARE EFFECTIVE 12/29/2015	472.64		
	SECURITY TOTAL	998.23	998.23	
	CLEARBRIDGE INTERNATIONAL SMALL CAP I			
12/23/2015	DIVIDEND ON 1,156.928 SHS CLEARBRIDGE INTERNATIONAL SMALL CAP I AT .198179 PER SHARE EFFECTIVE 12/22/2015	229.28		
	SECURITY TOTAL	229.28	229.28	
	AMERICAN FUNDS NEW PERSPECTIVE F2			
12/28/2015	DIVIDEND ON 600.26 SHS AMERICAN FUNDS NEW PERSPECTIVE F2 AT .3455 PER SHARE EFFECTIVE 12/23/2015	207.39		
12/28/2015	LONG TERM CAP GAINS DIVIDEND - PRE 5/6/2003 ON 600.26 SHS AMERICAN FUNDS NEW PERSPECTIVE F2 AT 1.95 PER SHARE EFFECTIVE 12/23/2015	1,170.51		
	SECURITY TOTAL	1,377.90	1,377.90	
	AMERICAN FUNDS NEW WORLD F2			
12/28/2015	DIVIDEND ON 284.98 SHS AMERICAN FUNDS NEW WORLD F2 AT .4709 PER SHARE EFFECTIVE 12/23/2015	134.20		
	SECURITY TOTAL	134.20	134.20	
	THORNBURG INVESTMENT INCOME BUILDER I			
09/28/2015	DIVIDEND ON 1,808.589 SHS THORNBURG INVESTMENT INCOME BUILDER I AT .158571 PER SHARE EFFECTIVE 09/24/2015	286.79		

TRUST EB FORMAT

Statement Period
Account Number

07/01/2015 through 06/30/2016
115150007300

Schedule Of Income

DATE	DESCRIPTION	CASH RECEIVED	INCOME EARNED	MARKET / COST BASIS
12/29/2015	DIVIDEND ON 1,817.735 SHS THORNBURG INVESTMENT INCOME BUILDER I AT .270435 PER SHARE EFFECTIVE 12/24/2015	491.58		
03/29/2016	DIVIDEND ON 1,969.476 SHS THORNBURG INVESTMENT INCOME BUILDER I AT .185582 PER SHARE EFFECTIVE 03/24/2016	365.50		
06/28/2016	DIVIDEND ON 1,982.912 SHS THORNBURG INVESTMENT INCOME BUILDER I AT .202092 PER SHARE EFFECTIVE 06/24/2016	400.73		
	SECURITY TOTAL	1,544.60	1,544.60	
	TOTAL MUTUAL FUND - INTERNATIONAL EQUITY	6,187.03	6,187.03	
	MUTUAL FUND - REAL ESTATE			
	COHEN AND STEERS REAL ESTATE SECURITIES CLASS I			
10/02/2015	DIVIDEND ON 1,948.969 SHS COHEN AND STEERS REAL ESTATE SECURITIES CLASS I AT .076 PER SHARE EFFECTIVE 09/30/2015	148.12		
12/14/2015	DIVIDEND ON 1,954.236 SHS COHEN AND STEERS REAL ESTATE SECURITIES CLASS I AT .117 PER SHARE EFFECTIVE 12/10/2015	228.65		
12/14/2015	SHORT TERM CAPITAL GAINS DIVIDEND ON 1,954.236 SHS COHEN AND STEERS REAL ESTATE SECURITIES CLASS I AT .101 PER SHARE EFFECTIVE 12/10/2015	197.38		
12/14/2015	LONG TERM CAP GAINS DIVIDEND - PRE 5/6/2003 ON 1,954.236 SHS COHEN AND STEERS REAL ESTATE SECURITIES CLASS I AT .219 PER SHARE EFFECTIVE 12/10/2015	427.98		
04/04/2016	DIVIDEND ON 1,796.818 SHS COHEN AND STEERS REAL ESTATE SECURITIES CLASS I AT .086 PER SHARE EFFECTIVE 03/31/2016	154.53		

TRUST EB FORMAT

Statement Period
Account Number

07/01/2015 through 06/30/2016
115150007300

Schedule Of Income

DATE	DESCRIPTION	CASH RECEIVED	INCOME EARNED	MARKET / COST BASIS
07/05/2016	DIVIDEND ON .5 SHS COHEN AND STEERS REAL ESTATE SECURITIES CLASS I AT .087 PER SHARE EFFECTIVE 06/30/2016	0.04		
07/05/2016	LONG TERM CAP GAINS DIVIDEND - PRE 5/6/2003 ON .5 SHS COHEN AND STEERS REAL ESTATE SECURITIES CLASS I AT .212 PER SHARE EFFECTIVE 06/30/2016	0.11		
	SECURITY TOTAL	1,156.81	1,156.81	
	COHEN AND STEERS REAL ESTATE SECURITIES - Z			
07/05/2016	DIVIDEND ON 1,654.805 SHS COHEN AND STEERS REAL ESTATE SECURITIES - Z AT .089 PER SHARE EFFECTIVE 06/30/2016	147.28		
07/05/2016	LONG TERM CAP GAINS DIVIDEND - PRE 5/6/2003 ON 1,654.805 SHS COHEN AND STEERS REAL ESTATE SECURITIES - Z AT .212 PER SHARE EFFECTIVE 06/30/2016	350.82		
	SECURITY TOTAL	498.10	498.10	
	PRUDENTIAL FUNDS GLOBAL REAL ESTATE CL Q			
07/23/2015	DIVIDEND ON 565.011 SHS PRUDENTIAL FUNDS GLOBAL REAL ESTATE CL Q AT .2867 PER SHARE EFFECTIVE 07/17/2015	161.99		
10/19/2015	DIVIDEND ON 1,119.337 SHS PRUDENTIAL FUNDS GLOBAL REAL ESTATE CL Q AT .08444 PER SHARE EFFECTIVE 10/16/2015	94.52		
12/17/2015	DIVIDEND ON 1,120.96 SHS PRUDENTIAL FUNDS GLOBAL REAL ESTATE CL Q AT .08581 PER SHARE EFFECTIVE 12/16/2015	96.19		
12/17/2015	LONG TERM CAP GAINS DIVIDEND - PRE 5/6/2003 ON 1,120.96 SHS PRUDENTIAL FUNDS GLOBAL REAL ESTATE CL Q AT .38118 PER SHARE EFFECTIVE 12/16/2015	427.29		

TRUST EB FORMAT

Statement Period
Account Number

07/01/2015 through 06/30/2016
115150007300

Schedule Of Income

DATE	DESCRIPTION	CASH RECEIVED	INCOME EARNED	MARKET / COST BASIS
04/18/2016	DIVIDEND ON 1,097.886 SHS PRUDENTIAL FUNDS GLOBAL REAL ESTATE CL Q AT .17401 PER SHARE EFFECTIVE 04/15/2016	191.04		
	SECURITY TOTAL	971.03	971.03	
	TOTAL MUTUAL FUND - REAL ESTATE	2,625.94	2,625.94	
	TOTAL DIVIDENDS	28,529.80	28,529.80	
	TOTAL INCOME	28,529.80	28,529.80	

Statement Period
Account Number

07/01/2015 through 06/30/2016
115150007300

Schedule Of Other Additions

DATE	DESCRIPTION	CASH
08/11/2015	RECEIVED FROM ANTELOPE VALLEY COLLEGE	387,113.00
07/06/2016	RECEIVED FROM CASH DIVIDENDS EFFECTIVE 06/29/2016 CUSIP 105262703	0.10
07/06/2016	RECEIVED FROM CASH DIVIDENDS EFFECTIVE 06/29/2016 CUSIP 191912401	0.04
07/06/2016	RECEIVED FROM CASH DIVIDENDS EFFECTIVE 06/29/2016 CUSIP 191912401	0.11
TOTAL OTHER ADDITIONS		387,113.25

Statement Period
Account Number

07/01/2015 through 06/30/2016
115150007300

Schedule Of Fees And Other Expenses

DATE	DESCRIPTION	CASH
	ADMINISTRATIVE FEES AND EXPENSES	
08/03/2015	MONTHLY FEE TO BENEFIT TRUST COMPANY EFFECTIVE 07/31/2015 JUNE 2015	126.71
08/03/2015	MONTHLY FEE TO KEENAN AND ASSOCIATES EFFECTIVE 07/31/2015 JUNE 2015	279.80
08/03/2015	MONTHLY FEE TO MORGAN STANLEY EFFECTIVE 07/31/2015 JUNE 2015	56.19
08/20/2015	MONTHLY FEE TO KEENAN AND ASSOCIATES JUNE 2015	281.94
08/20/2015	MONTHLY FEE TO BENEFIT TRUST COMPANY JULY 2015	127.48
08/20/2015	MONTHLY FEE TO MORGAN STANLEY JULY 2015	56.86
09/15/2015	MONTHLY FEE TO BENEFIT TRUST COMPANY AUGUST 2015	187.12
09/15/2015	MONTHLY FEE TO KEENAN AND ASSOCIATES AUGUST 2015	448.93
09/15/2015	MONTHLY FEE TO MORGAN STANLEY AUGUST 2015	109.04
10/08/2015	MONTHLY FEE TO BENEFIT TRUST COMPANY SEPTEMBER 2015	184.42
10/08/2015	MONTHLY FEE TO KEENAN AND ASSOCIATES SEPTEMBER 2015	441.38
10/08/2015	MONTHLY FEE TO MORGAN STANLEY SEPTEMBER 2015	106.68
11/17/2015	MONTHLY FEE TO BENEFIT TRUST COMPANY OCTOBER 2015	189.47
11/17/2015	MONTHLY FEE TO KEENAN AND ASSOCIATES OCTOBER 2015	455.50
11/17/2015	MONTHLY FEE TO MORGAN STANLEY OCTOBER 2015	111.10

Statement Period
Account Number

07/01/2015 through 06/30/2016
115150007300

Schedule Of Fees And Other Expenses

DATE	DESCRIPTION	CASH
12/10/2015	MONTHLY FEE TO BENEFIT TRUST COMPANY NOVEMBER 2015	189.20
12/10/2015	MONTHLY FEE TO KEENAN AND ASSOCIATES NOVEMBER 2015	454.77
12/10/2015	MONTHLY FEE TO MORGAN STANLEY NOVEMBER 2015	110.87
01/14/2016	MONTHLY FEE TO BENEFIT TRUST COMPANY DECEMBER 2015	187.10
01/14/2016	MONTHLY FEE TO MORGAN STANLEY DECEMBER 2015	109.03
01/14/2016	MONTHLY FEE TO KEENAN AND ASSOCIATES DECEMBER 2015	448.89
02/09/2016	MONTHLY FEE TO BENEFIT TRUST COMPANY JANUARY 2016	182.67
02/09/2016	MONTHLY FEE TO MORGAN STANLEY JANUARY 2016	105.15
02/09/2016	MONTHLY FEE TO KEENAN AND ASSOCIATES JANUARY 2016	436.48
03/11/2016	MONTHLY FEE TO BENEFIT TRUST COMPANY FEBRUARY 2016	181.74
03/11/2016	MONTHLY FEE TO KEENAN AND ASSOCIATES FEBRUARY 2016	433.87
03/11/2016	MONTHLY FEE TO MORGAN STANLEY FEBRUARY 2016	104.34
04/08/2016	MONTHLY FEE TO BENEFIT TRUST COMPANY MARCH 2016	188.29
04/08/2016	MONTHLY FEE TO KEENAN AND ASSOCIATES MARCH 2016	452.22
04/08/2016	MONTHLY FEE TO MORGAN STANLEY MARCH 2016	110.07
05/12/2016	MONTHLY FEE TO BENEFIT TRUST COMPANY APRIL 2016	189.47
05/12/2016	MONTHLY FEE TO KEENAN AND ASSOCIATES APRIL 2016	455.51

Statement Period
Account Number

07/01/2015 through 06/30/2016
115150007300

Schedule Of Fees And Other Expenses

DATE	DESCRIPTION	CASH
05/12/2016	MONTHLY FEE TO MORGAN STANLEY APRIL 2016	111.10
06/10/2016	MONTHLY FEE TO BENEFIT TRUST COMPANY MAY 2016	189.60
06/10/2016	MONTHLY FEE TO KEENAN AND ASSOCIATES MAY 2016	455.88
06/10/2016	MONTHLY FEE TO MORGAN STANLEY MAY 2016	111.21
	TOTAL ADMINISTRATIVE FEES AND EXPENSES	8,370.08
	TOTAL FEES AND OTHER EXPENSES	8,370.08

TRUST EB FORMAT

Statement Period
Account Number

07/01/2015 through 06/30/2016
115150007300

Schedule Of Other Disbursements And Reductions

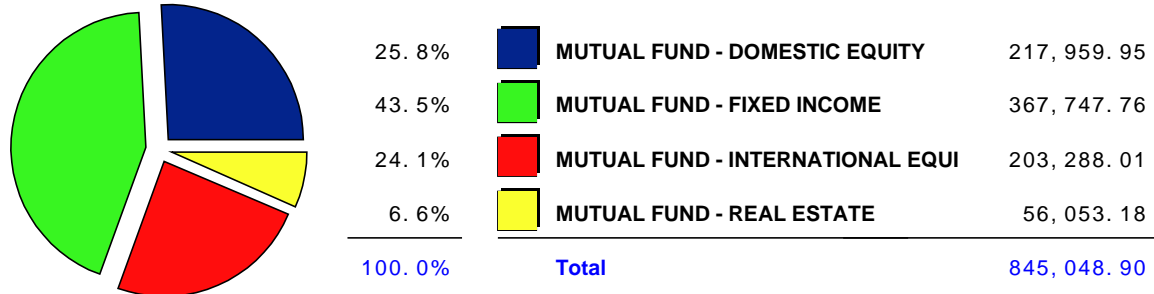
DATE	DESCRIPTION	CASH	IN-KIND @	MKT/ COST	GAIN OR LOSS (-) MARKET / COST
07/07/2016	DELIVERED .01 SHS COHEN AND STEERS REAL ESTATE SECURITIES CLASS I TRADE DATE 06/30/2016			0.16 0.15	0.01 0.01
TOTAL OTHER DISBURSEMENTS AND REDUCTIONS				0.16 0.15	0.01 0.01

Statement Period
Account Number

07/01/2015 through 06/30/2016
115150007300

Schedule Of Purchases

Purchase Allocation



Purchase Schedule

TRADE DATE	SETTLMT DATE	DESCRIPTION	UNITS	AVG COST
MUTUAL FUND - FIXED INCOME				
BLACKROCK TOTAL RETURN - K				
06/29/2016	06/30/2016	PURCHASED 3,778.706 SHS BLACKROCK TOTAL RETURN - K ON 06/29/2016 AT 11.94	3,778.706	45,117.75
TOTAL			3,778.706	45,117.75
BLACKROCK TOTAL RETURN				
07/31/2015	08/05/2015	PURCHASED 4.88 SHS BLACKROCK TOTAL RETURN ON 07/31/2015 AT 11.77 FOR REINVESTMENT	4.88	57.36
08/11/2015	08/12/2015	PURCHASED 1,972.796 SHS BLACKROCK TOTAL RETURN ON 08/11/2015 AT 11.77	1,972.796	23,219.81
08/31/2015	09/02/2015	PURCHASED 7.921 SHS BLACKROCK TOTAL RETURN ON 08/31/2015 AT 11.70 FOR REINVESTMENT	7.921	92.67

TRUST EB FORMAT

Statement Period
Account Number

07/01/2015 through 06/30/2016
115150007300

Schedule Of Purchases

TRADE DATE	SETTLMT DATE	DESCRIPTION	UNITS	AVG COST
09/30/2015	10/01/2015	PURCHASED 9.378 SHS BLACKROCK TOTAL RETURN ON 09/30/2015 AT 11.71 FOR REINVESTMENT	9.378	109.82
10/30/2015	11/02/2015	PURCHASED 9.563 SHS BLACKROCK TOTAL RETURN ON 10/30/2015 AT 11.72 FOR REINVESTMENT	9.563	112.08
11/30/2015	12/01/2015	PURCHASED 9.957 SHS BLACKROCK TOTAL RETURN ON 11/30/2015 AT 11.65 FOR REINVESTMENT	9.957	116.00
12/23/2015	12/24/2015	PURCHASED 16.587 SHS BLACKROCK TOTAL RETURN ON 12/23/2015 AT 11.52 FOR REINVESTMENT	16.587	191.08
12/31/2015	01/04/2016	PURCHASED 10.488 SHS BLACKROCK TOTAL RETURN ON 12/31/2015 AT 11.51 FOR REINVESTMENT	10.488	120.72
01/29/2016	02/01/2016	PURCHASED 9.688 SHS BLACKROCK TOTAL RETURN ON 01/29/2016 AT 11.60 FOR REINVESTMENT	9.688	112.38
02/29/2016	03/01/2016	PURCHASED 8.524 SHS BLACKROCK TOTAL RETURN ON 02/29/2016 AT 11.65 FOR REINVESTMENT	8.524	99.31
03/31/2016	04/01/2016	PURCHASED 8.605 SHS BLACKROCK TOTAL RETURN ON 03/31/2016 AT 11.72 FOR REINVESTMENT	8.605	100.85
04/29/2016	05/02/2016	PURCHASED 8.765 SHS BLACKROCK TOTAL RETURN ON 04/29/2016 AT 11.77 FOR REINVESTMENT	8.765	103.16
05/31/2016	06/01/2016	PURCHASED 9.163 SHS BLACKROCK TOTAL RETURN ON 05/31/2016 AT 11.75 FOR REINVESTMENT	9.163	107.67
06/30/2016	07/01/2016	PURCHASED 8.173 SHS BLACKROCK TOTAL RETURN ON 06/30/2016 AT 11.94 FOR REINVESTMENT	8.173	97.58
TOTAL			2,094.488	24,640.49

Statement Period
Account Number

07/01/2015 through 06/30/2016
115150007300

Schedule Of Purchases

TRADE DATE	SETTLMT DATE	DESCRIPTION	UNITS	AVG COST
BLACKROCK STRATEGIC INCOME FUND				
07/31/2015	08/05/2015	PURCHASED 1.83 SHS BLACKROCK STRATEGIC INCOME FUND ON 07/31/2015 AT 10.07 FOR REINVESTMENT	1.83	18.43
08/11/2015	08/12/2015	PURCHASED 962.929 SHS BLACKROCK STRATEGIC INCOME FUND ON 08/11/2015 AT 10.05	962.929	9,677.44
08/31/2015	09/02/2015	PURCHASED 2.787 SHS BLACKROCK STRATEGIC INCOME FUND ON 08/31/2015 AT 10.01 FOR REINVESTMENT	2.787	27.90
09/30/2015	10/01/2015	PURCHASED 2.954 SHS BLACKROCK STRATEGIC INCOME FUND ON 09/30/2015 AT 9.93 FOR REINVESTMENT	2.954	29.33
10/30/2015	11/02/2015	PURCHASED 3.521 SHS BLACKROCK STRATEGIC INCOME FUND ON 10/30/2015 AT 9.97 FOR REINVESTMENT	3.521	35.10
11/30/2015	12/01/2015	PURCHASED 3.677 SHS BLACKROCK STRATEGIC INCOME FUND ON 11/30/2015 AT 9.94 FOR REINVESTMENT	3.677	36.55
12/23/2015	12/24/2015	PURCHASED 18.172 SHS BLACKROCK STRATEGIC INCOME FUND ON 12/23/2015 AT 9.78 FOR REINVESTMENT	18.172	177.72
12/31/2015	01/04/2016	PURCHASED 4.147 SHS BLACKROCK STRATEGIC INCOME FUND ON 12/31/2015 AT 9.77 FOR REINVESTMENT	4.147	40.52
01/29/2016	02/01/2016	PURCHASED 4.17 SHS BLACKROCK STRATEGIC INCOME FUND ON 01/29/2016 AT 9.69 FOR REINVESTMENT	4.17	40.41
02/29/2016	03/01/2016	PURCHASED 3.65 SHS BLACKROCK STRATEGIC INCOME FUND ON 02/29/2016 AT 9.62 FOR REINVESTMENT	3.65	35.11

TRUST EB FORMAT

Statement Period
Account Number

07/01/2015 through 06/30/2016
115150007300

Schedule Of Purchases

TRADE DATE	SETTLMT DATE	DESCRIPTION	UNITS	AVG COST
03/31/2016	04/01/2016	PURCHASED 3.298 SHS BLACKROCK STRATEGIC INCOME FUND ON 03/31/2016 AT 9.66 FOR REINVESTMENT	3.298	31.86
04/29/2016	05/02/2016	PURCHASED 4.124 SHS BLACKROCK STRATEGIC INCOME FUND ON 04/29/2016 AT 9.72 FOR REINVESTMENT	4.124	40.09
05/31/2016	06/01/2016	PURCHASED 5.017 SHS BLACKROCK STRATEGIC INCOME FUND ON 05/31/2016 AT 9.69 FOR REINVESTMENT	5.017	48.61
06/30/2016	07/01/2016	PURCHASED 4.78 SHS BLACKROCK STRATEGIC INCOME FUND ON 06/30/2016 AT 9.72 FOR REINVESTMENT	4.78	46.46
TOTAL			1,025.056	10,285.53
BLACKROCK STRATEGIC INCOME OPPTS - K				
06/29/2016	06/30/2016	PURCHASED 1,936.555 SHS BLACKROCK STRATEGIC INCOME OPPTS - K ON 06/29/2016 AT 9.71	1,936.555	18,803.95
TOTAL			1,936.555	18,803.95
DELAWARE FUNDS DIVERSIFIED INCOME				
07/22/2015	07/23/2015	PURCHASED 5.168 SHS DELAWARE FUNDS DIVERSIFIED INCOME ON 07/22/2015 AT 8.82 FOR REINVESTMENT	5.168	45.58
07/22/2015	09/23/2015	PURCHASED 13.068 SHS DELAWARE FUNDS DIVERSIFIED INCOME ON 07/22/2015 AT 8.78 FOR REINVESTMENT	13.068	114.74
08/11/2015	08/12/2015	PURCHASED 2,189.466 SHS DELAWARE FUNDS DIVERSIFIED INCOME ON 08/11/2015 AT 8.84	2,189.466	19,354.88

Statement Period
Account Number

07/01/2015 through 06/30/2016
115150007300

Schedule Of Purchases

TRADE DATE	SETTLMT DATE	DESCRIPTION	UNITS	AVG COST
08/21/2015	08/24/2015	PURCHASED 9.532 SHS DELAWARE FUNDS DIVERSIFIED INCOME ON 08/21/2015 AT 8.84 FOR REINVESTMENT	9.532	84.26
10/22/2015	10/23/2015	PURCHASED 11.97 SHS DELAWARE FUNDS DIVERSIFIED INCOME ON 10/22/2015 AT 8.79 FOR REINVESTMENT	11.97	105.22
11/20/2015	11/23/2015	PURCHASED 13.113 SHS DELAWARE FUNDS DIVERSIFIED INCOME ON 11/20/2015 AT 8.67 FOR REINVESTMENT	13.113	113.69
12/22/2015	12/23/2015	PURCHASED 12.157 SHS DELAWARE FUNDS DIVERSIFIED INCOME ON 12/22/2015 AT 8.58 FOR REINVESTMENT	12.157	104.31
01/22/2016	01/25/2016	PURCHASED 11.605 SHS DELAWARE FUNDS DIVERSIFIED INCOME ON 01/22/2016 AT 8.60 FOR REINVESTMENT	11.605	99.80
02/22/2016	02/23/2016	PURCHASED 11.269 SHS DELAWARE FUNDS DIVERSIFIED INCOME ON 02/22/2016 AT 8.63 FOR REINVESTMENT	11.269	97.25
03/22/2016	03/23/2016	PURCHASED 10.471 SHS DELAWARE FUNDS DIVERSIFIED INCOME ON 03/22/2016 AT 8.66 FOR REINVESTMENT	10.471	90.68
04/22/2016	04/25/2016	PURCHASED 11.648 SHS DELAWARE FUNDS DIVERSIFIED INCOME ON 04/22/2016 AT 8.73 FOR REINVESTMENT	11.648	101.69
05/20/2016	05/23/2016	PURCHASED 12.222 SHS DELAWARE FUNDS DIVERSIFIED INCOME ON 05/20/2016 AT 8.74 FOR REINVESTMENT	12.222	106.82
06/22/2016	06/23/2016	PURCHASED 12.594 SHS DELAWARE FUNDS DIVERSIFIED INCOME ON 06/22/2016 AT 8.81 FOR REINVESTMENT	12.594	110.95

TRUST EB FORMAT

Statement Period
Account Number

07/01/2015 through 06/30/2016
115150007300

Schedule Of Purchases

TRADE DATE	SETTLMT DATE	DESCRIPTION	UNITS	AVG COST
TOTAL			2,324.283	20,529.87
GUGGENHEIM INVESTMENTS INVESTMENT GRADE BOND FUND				
06/29/2016	06/30/2016	PURCHASED 2,057.325 SHS GUGGENHEIM INVESTMENTS INVESTMENT GRADE BOND FUND ON 06/29/2016 AT 18.28	2,057.325	37,607.90
TOTAL			2,057.325	37,607.90
HARTFORD WORLD BOND - Y				
06/29/2016	06/30/2016	PURCHASED 1,813.303 SHS HARTFORD WORLD BOND - Y ON 06/29/2016 AT 10.37	1,813.303	18,803.95
TOTAL			1,813.303	18,803.95
HARTFORD WORLD BOND I				
07/31/2015	08/05/2015	PURCHASED .928 SHS HARTFORD WORLD BOND I ON 07/31/2015 AT 10.44 FOR REINVESTMENT	.928	9.69
08/11/2015	08/12/2015	PURCHASED 926.071 SHS HARTFORD WORLD BOND I ON 08/11/2015 AT 10.45	926.071	9,677.44
08/27/2015	08/31/2015	PURCHASED 1.835 SHS HARTFORD WORLD BOND I ON 08/27/2015 AT 10.48 FOR REINVESTMENT	1.835	19.23
09/29/2015	10/01/2015	PURCHASED 1.96 SHS HARTFORD WORLD BOND I ON 09/29/2015 AT 10.45 FOR REINVESTMENT	1.96	20.48
10/29/2015	11/02/2015	PURCHASED 1.684 SHS HARTFORD WORLD BOND I ON 10/29/2015 AT 10.48 FOR REINVESTMENT	1.684	17.65
11/27/2015	12/01/2015	PURCHASED 1.952 SHS HARTFORD WORLD BOND I ON 11/27/2015 AT 10.42 FOR REINVESTMENT	1.952	20.34
12/11/2015	12/15/2015	PURCHASED 47.294 SHS HARTFORD WORLD BOND I ON 12/11/2015 AT 10.09 FOR REINVESTMENT	47.294	477.20

TRUST EB FORMAT

Statement Period
Account Number

07/01/2015 through 06/30/2016
115150007300

Schedule Of Purchases

TRADE DATE	SETTLMT DATE	DESCRIPTION	UNITS	AVG COST
12/29/2015	12/31/2015	PURCHASED .803 SHS HARTFORD WORLD BOND I ON 12/29/2015 AT 10.10 FOR REINVESTMENT	.803	8.11
01/28/2016	02/01/2016	PURCHASED 1.661 SHS HARTFORD WORLD BOND I ON 01/28/2016 AT 10.07 FOR REINVESTMENT	1.661	16.73
02/26/2016	03/01/2016	PURCHASED 1.993 SHS HARTFORD WORLD BOND I ON 02/26/2016 AT 10.13 FOR REINVESTMENT	1.993	20.19
03/30/2016	04/01/2016	PURCHASED 1.56 SHS HARTFORD WORLD BOND I ON 03/30/2016 AT 10.28 FOR REINVESTMENT	1.56	16.04
TOTAL			987.741	10,303.10
LEGG MASON BW GLOBAL OPPORTUNITIES BOND IS				
08/11/2015	08/12/2015	PURCHASED 1,138.226 SHS LEGG MASON BW GLOBAL OPPORTUNITIES BOND IS ON 08/11/2015 AT 10.20	1,138.226	11,609.91
12/22/2015	12/23/2015	PURCHASED 14.409 SHS LEGG MASON BW GLOBAL OPPORTUNITIES BOND IS ON 12/22/2015 AT 9.81 FOR REINVESTMENT	14.409	141.35
12/28/2015	12/29/2015	PURCHASED 12.453 SHS LEGG MASON BW GLOBAL OPPORTUNITIES BOND IS ON 12/28/2015 AT 9.83	12.453	122.41
TOTAL			1,165.088	11,873.67
LEGG MASON BW ALTERNATIVE CREDIT				
07/31/2015	08/05/2015	PURCHASED 2.288 SHS LEGG MASON BW ALTERNATIVE CREDIT ON 07/31/2015 AT 10.24 FOR REINVESTMENT	2.288	23.43
08/11/2015	08/12/2015	PURCHASED 945.986 SHS LEGG MASON BW ALTERNATIVE CREDIT ON 08/11/2015 AT 10.23	945.986	9,677.44

TRUST EB FORMAT

Statement Period
Account Number

07/01/2015 through 06/30/2016
115150007300

Schedule Of Purchases

TRADE DATE	SETTLMT DATE	DESCRIPTION	UNITS	AVG COST
08/31/2015	09/02/2015	PURCHASED 3.774 SHS LEGG MASON BW ALTERNATIVE CREDIT ON 08/31/2015 AT 10.12 FOR REINVESTMENT	3.774	38.19
09/30/2015	10/01/2015	PURCHASED 5.191 SHS LEGG MASON BW ALTERNATIVE CREDIT ON 09/30/2015 AT 9.99 FOR REINVESTMENT	5.191	51.86
10/30/2015	11/02/2015	PURCHASED 5.289 SHS LEGG MASON BW ALTERNATIVE CREDIT ON 10/30/2015 AT 9.78 FOR REINVESTMENT	5.289	51.73
11/30/2015	12/01/2015	PURCHASED 3.208 SHS LEGG MASON BW ALTERNATIVE CREDIT ON 11/30/2015 AT 9.77 FOR REINVESTMENT	3.208	31.34
12/28/2015	12/29/2015	PURCHASED 100.981 SHS LEGG MASON BW ALTERNATIVE CREDIT ON 12/28/2015 AT 9.40	100.981	949.22
12/29/2015	12/30/2015	PURCHASED 60.269 SHS LEGG MASON BW ALTERNATIVE CREDIT ON 12/29/2015 AT 9.40 FOR REINVESTMENT	60.269	566.53
12/31/2015	01/04/2016	PURCHASED .556 SHS LEGG MASON BW ALTERNATIVE CREDIT ON 12/31/2015 AT 9.39 FOR REINVESTMENT	.556	5.22
01/29/2016	02/01/2016	PURCHASED 2.939 SHS LEGG MASON BW ALTERNATIVE CREDIT ON 01/29/2016 AT 9.23 FOR REINVESTMENT	2.939	27.13
02/29/2016	03/01/2016	PURCHASED 2.106 SHS LEGG MASON BW ALTERNATIVE CREDIT ON 02/29/2016 AT 9.13 FOR REINVESTMENT	2.106	19.23
03/31/2016	04/01/2016	PURCHASED 1.665 SHS LEGG MASON BW ALTERNATIVE CREDIT ON 03/31/2016 AT 9.34 FOR REINVESTMENT	1.665	15.55
TOTAL			1,134.252	11,456.87

Statement Period
Account Number

07/01/2015 through 06/30/2016
115150007300

Schedule Of Purchases

TRADE DATE	SETTLMT DATE	DESCRIPTION	UNITS	AVG COST
		PRUDENTIAL FUNDS TOTAL RETURN BOND CL Q		
07/31/2015	08/05/2015	PURCHASED 4.203 SHS PRUDENTIAL FUNDS TOTAL RETURN BOND CL Q ON 07/31/2015 AT 14.31 FOR REINVESTMENT	4.203	60.15
08/11/2015	08/12/2015	PURCHASED 1,619.234 SHS PRUDENTIAL FUNDS TOTAL RETURN BOND CL Q ON 08/11/2015 AT 14.34	1,619.234	23,219.81
08/31/2015	09/02/2015	PURCHASED 6.707 SHS PRUDENTIAL FUNDS TOTAL RETURN BOND CL Q ON 08/31/2015 AT 14.24 FOR REINVESTMENT	6.707	95.51
09/30/2015	10/01/2015	PURCHASED 7.798 SHS PRUDENTIAL FUNDS TOTAL RETURN BOND CL Q ON 09/30/2015 AT 14.22 FOR REINVESTMENT	7.798	110.89
10/30/2015	11/02/2015	PURCHASED 7.763 SHS PRUDENTIAL FUNDS TOTAL RETURN BOND CL Q ON 10/30/2015 AT 14.23 FOR REINVESTMENT	7.763	110.47
11/30/2015	12/01/2015	PURCHASED 7.255 SHS PRUDENTIAL FUNDS TOTAL RETURN BOND CL Q ON 11/30/2015 AT 14.14 FOR REINVESTMENT	7.255	102.58
12/10/2015	12/11/2015	PURCHASED .358 SHS PRUDENTIAL FUNDS TOTAL RETURN BOND CL Q ON 12/10/2015 AT 14.08 FOR REINVESTMENT	.358	5.04
12/31/2015	01/04/2016	PURCHASED 5.871 SHS PRUDENTIAL FUNDS TOTAL RETURN BOND CL Q ON 12/31/2015 AT 13.99 FOR REINVESTMENT	5.871	82.13
12/31/2015	01/04/2016	PURCHASED 7.592 SHS PRUDENTIAL FUNDS TOTAL RETURN BOND CL Q ON 12/31/2015 AT 13.99 FOR REINVESTMENT	7.592	106.21
01/29/2016	02/01/2016	PURCHASED 7.008 SHS PRUDENTIAL FUNDS TOTAL RETURN BOND CL Q ON 01/29/2016 AT 14.12 FOR REINVESTMENT	7.008	98.96

TRUST EB FORMAT

Statement Period
Account Number

07/01/2015 through 06/30/2016
115150007300

Schedule Of Purchases

TRADE DATE	SETTLMT DATE	DESCRIPTION	UNITS	AVG COST
02/29/2016	03/01/2016	PURCHASED 7.18 SHS PRUDENTIAL FUNDS TOTAL RETURN BOND CL Q ON 02/29/2016 AT 14.14 FOR REINVESTMENT	7.18	101.52
03/31/2016	04/01/2016	PURCHASED 8.041 SHS PRUDENTIAL FUNDS TOTAL RETURN BOND CL Q ON 03/31/2016 AT 14.34 FOR REINVESTMENT	8.041	115.31
04/29/2016	05/02/2016	PURCHASED 7.775 SHS PRUDENTIAL FUNDS TOTAL RETURN BOND CL Q ON 04/29/2016 AT 14.45 FOR REINVESTMENT	7.775	112.35
05/31/2016	06/01/2016	PURCHASED 7.774 SHS PRUDENTIAL FUNDS TOTAL RETURN BOND CL Q ON 05/31/2016 AT 14.42 FOR REINVESTMENT	7.774	112.10
06/30/2016	07/01/2016	PURCHASED 7.681 SHS PRUDENTIAL FUNDS TOTAL RETURN BOND CL Q ON 06/30/2016 AT 14.70 FOR REINVESTMENT	7.681	112.91
TOTAL			1,712.24	24,545.94
FRANKLIN TEMPLETON MUTUAL FDS. GLOBAL BOND FUND ADV CLASS				
07/15/2015	07/23/2015	PURCHASED 4.656 SHS FRANKLIN TEMPLETON MUTUAL FDS. GLOBAL BOND FUND ADV CLASS ON 07/15/2015 AT 12.25 FOR REINVESTMENT	4.656	57.03
08/11/2015	08/12/2015	PURCHASED 1,792.897 SHS FRANKLIN TEMPLETON MUTUAL FDS. GLOBAL BOND FUND ADV CLASS ON 08/11/2015 AT 11.89	1,792.897	21,317.54
08/17/2015	08/18/2015	PURCHASED 9.835 SHS FRANKLIN TEMPLETON MUTUAL FDS. GLOBAL BOND FUND ADV CLASS ON 08/17/2015 AT 11.75 FOR REINVESTMENT	9.835	115.56
09/15/2015	09/16/2015	PURCHASED 9.951 SHS FRANKLIN TEMPLETON MUTUAL FDS. GLOBAL BOND FUND ADV CLASS ON 09/15/2015 AT 11.52 FOR REINVESTMENT	9.951	114.63

Statement Period
Account Number

07/01/2015 through 06/30/2016
115150007300

Schedule Of Purchases

TRADE DATE	SETTLMT DATE	DESCRIPTION	UNITS	AVG COST
10/15/2015	10/16/2015	PURCHASED 9.893 SHS FRANKLIN TEMPLETON MUTUAL FDS. GLOBAL BOND FUND ADV CLASS ON 10/15/2015 AT 11.68 FOR REINVESTMENT	9.893	115.55
11/16/2015	11/17/2015	PURCHASED 9.815 SHS FRANKLIN TEMPLETON MUTUAL FDS. GLOBAL BOND FUND ADV CLASS ON 11/16/2015 AT 11.77 FOR REINVESTMENT	9.815	115.52
12/15/2015	12/16/2015	PURCHASED 10.049 SHS FRANKLIN TEMPLETON MUTUAL FDS. GLOBAL BOND FUND ADV CLASS ON 12/15/2015 AT 11.54 FOR REINVESTMENT	10.049	115.96
01/15/2016	01/19/2016	PURCHASED 10.47 SHS FRANKLIN TEMPLETON MUTUAL FDS. GLOBAL BOND FUND ADV CLASS ON 01/15/2016 AT 11.02 FOR REINVESTMENT	10.47	115.38
02/16/2016	02/17/2016	PURCHASED 10.569 SHS FRANKLIN TEMPLETON MUTUAL FDS. GLOBAL BOND FUND ADV CLASS ON 02/16/2016 AT 10.87 FOR REINVESTMENT	10.569	114.89
03/15/2016	03/16/2016	PURCHASED 10.287 SHS FRANKLIN TEMPLETON MUTUAL FDS. GLOBAL BOND FUND ADV CLASS ON 03/15/2016 AT 11.26 FOR REINVESTMENT	10.287	115.83
04/15/2016	04/18/2016	PURCHASED 10.184 SHS FRANKLIN TEMPLETON MUTUAL FDS. GLOBAL BOND FUND ADV CLASS ON 04/15/2016 AT 11.36 FOR REINVESTMENT	10.184	115.69
05/16/2016	05/17/2016	PURCHASED 7.125 SHS FRANKLIN TEMPLETON MUTUAL FDS. GLOBAL BOND FUND ADV CLASS ON 05/16/2016 AT 11.28 FOR REINVESTMENT	7.125	80.37

TRUST EB FORMAT

Statement Period
Account Number

07/01/2015 through 06/30/2016
115150007300

Schedule Of Purchases

TRADE DATE	SETTLMT DATE	DESCRIPTION	UNITS	AVG COST
06/15/2016	06/16/2016	PURCHASED 7.268 SHS FRANKLIN TEMPLETON MUTUAL FDS. GLOBAL BOND FUND ADV CLASS ON 06/15/2016 AT 11.02 FOR REINVESTMENT	7.268	80.09
TOTAL			1,902.999	22,574.04
FRANKLIN TEMPLETON MUTUAL FDS. GLOBAL BOND R6				
06/29/2016	06/30/2016	PURCHASED 3,675.377 SHS FRANKLIN TEMPLETON MUTUAL FDS. GLOBAL BOND R6 ON 06/29/2016 AT 11.27	3,675.377	41,421.50
TOTAL			3,675.377	41,421.50
LEGG MASON WESTERN ASSET CORE PLUS BOND				
07/31/2015	08/05/2015	PURCHASED 5.722 SHS LEGG MASON WESTERN ASSET CORE PLUS BOND ON 07/31/2015 AT 11.60 FOR REINVESTMENT	5.722	66.38
08/11/2015	08/12/2015	PURCHASED 1,999.984 SHS LEGG MASON WESTERN ASSET CORE PLUS BOND ON 08/11/2015 AT 11.61	1,999.984	23,219.81
08/31/2015	09/02/2015	PURCHASED 8.893 SHS LEGG MASON WESTERN ASSET CORE PLUS BOND ON 08/31/2015 AT 11.52 FOR REINVESTMENT	8.893	102.45
09/30/2015	10/01/2015	PURCHASED 10.741 SHS LEGG MASON WESTERN ASSET CORE PLUS BOND ON 09/30/2015 AT 11.50 FOR REINVESTMENT	10.741	123.52
10/30/2015	11/02/2015	PURCHASED 11.299 SHS LEGG MASON WESTERN ASSET CORE PLUS BOND ON 10/30/2015 AT 11.57 FOR REINVESTMENT	11.299	130.73
11/30/2015	12/01/2015	PURCHASED 10.559 SHS LEGG MASON WESTERN ASSET CORE PLUS BOND ON 11/30/2015 AT 11.53 FOR REINVESTMENT	10.559	121.74

TRUST EB FORMAT

Statement Period
Account Number

07/01/2015 through 06/30/2016
115150007300

Schedule Of Purchases

TRADE DATE	SETTLMT DATE	DESCRIPTION	UNITS	AVG COST
12/31/2015	01/04/2016	PURCHASED 12.565 SHS LEGG MASON WESTERN ASSET CORE PLUS BOND ON 12/31/2015 AT 11.43 FOR REINVESTMENT	12.565	143.62
01/29/2016	02/01/2016	PURCHASED 10.139 SHS LEGG MASON WESTERN ASSET CORE PLUS BOND ON 01/29/2016 AT 11.48 FOR REINVESTMENT	10.139	116.39
02/29/2016	03/01/2016	PURCHASED 10.742 SHS LEGG MASON WESTERN ASSET CORE PLUS BOND ON 02/29/2016 AT 11.44 FOR REINVESTMENT	10.742	122.89
03/31/2016	04/01/2016	PURCHASED 11.613 SHS LEGG MASON WESTERN ASSET CORE PLUS BOND ON 03/31/2016 AT 11.63 FOR REINVESTMENT	11.613	135.06
04/29/2016	05/02/2016	PURCHASED 11.143 SHS LEGG MASON WESTERN ASSET CORE PLUS BOND ON 04/29/2016 AT 11.70 FOR REINVESTMENT	11.143	130.37
05/31/2016	06/01/2016	PURCHASED 10.906 SHS LEGG MASON WESTERN ASSET CORE PLUS BOND ON 05/31/2016 AT 11.65 FOR REINVESTMENT	10.906	127.06
06/30/2016	07/01/2016	PURCHASED 10.205 SHS LEGG MASON WESTERN ASSET CORE PLUS BOND ON 06/30/2016 AT 11.87 FOR REINVESTMENT	10.205	121.13
TOTAL			2,124.511	24,661.15
LEGG MASON CORE PLUS BOND IS				
06/29/2016	06/30/2016	PURCHASED 3,807.405 SHS LEGG MASON CORE PLUS BOND IS ON 06/29/2016 AT 11.85	3,807.405	45,117.75
06/30/2016	07/07/2016	PURCHASED .362 SHS LEGG MASON CORE PLUS BOND IS ON 06/30/2016 AT 11.87 FOR REINVESTMENT	.362	4.30
TOTAL			3,807.767	45,122.05
TOTAL MUTUAL FUND - FIXED INCOME			31,539.691	367,747.76

Statement Period
Account Number

07/01/2015 through 06/30/2016
115150007300

Schedule Of Purchases

TRADE DATE	SETTLMT DATE	DESCRIPTION	UNITS	AVG COST
MUTUAL FUND - DOMESTIC EQUITY				
ALGER FUNDS SMALL CAP FOCUS Z				
06/29/2016	06/30/2016	PURCHASED 2,752.957 SHS ALGER FUNDS SMALL CAP FOCUS Z ON 06/29/2016 AT 10.93	2,752.957	30,089.82
TOTAL			2,752.957	30,089.82
ALGER FUNDS SPECTRA Z				
08/11/2015	08/12/2015	PURCHASED 1,030.609 SHS ALGER FUNDS SPECTRA Z ON 08/11/2015 AT 18.78	1,030.609	19,354.83
12/16/2015	12/18/2015	PURCHASED 176.864 SHS ALGER FUNDS SPECTRA Z ON 12/16/2015 AT 17.44 FOR REINVESTMENT	176.864	3,084.50
06/29/2016	06/30/2016	PURCHASED 176 SHS ALGER FUNDS SPECTRA Z ON 06/29/2016 AT 16.49	176	2,902.24
TOTAL			1,383.473	25,341.57
COLUMBIA CONTRARIAN CORE				
08/11/2015	08/12/2015	PURCHASED 845.558 SHS COLUMBIA CONTRARIAN CORE ON 08/11/2015 AT 22.89	845.558	19,354.83
12/14/2015	12/16/2015	PURCHASED 51.617 SHS COLUMBIA CONTRARIAN CORE ON 12/14/2015 AT 21.03 FOR REINVESTMENT	51.617	1,085.50
12/14/2015	12/16/2015	PURCHASED 51.011 SHS COLUMBIA CONTRARIAN CORE ON 12/14/2015 AT 21.03 FOR REINVESTMENT	51.011	1,072.77
06/29/2016	06/30/2016	PURCHASED 43.488 SHS COLUMBIA CONTRARIAN CORE ON 06/29/2016 AT 21.59	43.488	938.90
TOTAL			991.674	22,452.00

Statement Period
Account Number

07/01/2015 through 06/30/2016
115150007300

Schedule Of Purchases

TRADE DATE	SETTLMT DATE	DESCRIPTION	UNITS	AVG COST
OAKMARK SELECT				
08/11/2015	08/12/2015	PURCHASED 569.12 SHS OAKMARK SELECT ON 08/11/2015 AT 40.81	569.12	23,225.80
12/17/2015	12/21/2015	PURCHASED 3.494 SHS OAKMARK SELECT ON 12/17/2015 AT 38.71 FOR REINVESTMENT	3.494	135.27
06/29/2016	06/30/2016	PURCHASED 90.226 SHS OAKMARK SELECT ON 06/29/2016 AT 37.64	90.226	3,396.12
TOTAL			662.84	26,757.19
HARTFORD FUNDS MIDCAP CLASS Y				
08/11/2015	08/12/2015	PURCHASED 498.574 SHS HARTFORD FUNDS MIDCAP CLASS Y ON 08/11/2015 AT 31.06	498.574	15,485.70
12/11/2015	12/15/2015	PURCHASED 71.319 SHS HARTFORD FUNDS MIDCAP CLASS Y ON 12/11/2015 AT 27.20 FOR REINVESTMENT	71.319	1,939.87
12/28/2015	12/29/2015	PURCHASED 9.103 SHS HARTFORD FUNDS MIDCAP CLASS Y ON 12/28/2015 AT 27.57	9.103	250.96
06/29/2016	06/30/2016	PURCHASED 28.731 SHS HARTFORD FUNDS MIDCAP CLASS Y ON 06/29/2016 AT 27.75	28.731	797.28
TOTAL			607.727	18,473.81
ROYCE FUNDS SPECIAL EQUITY				
08/11/2015	08/12/2015	PURCHASED 716.151 SHS ROYCE FUNDS SPECIAL EQUITY ON 08/11/2015 AT 21.63	716.151	15,490.35
12/17/2015	12/21/2015	PURCHASED 20.992 SHS ROYCE FUNDS SPECIAL EQUITY ON 12/17/2015 AT 17.80 FOR REINVESTMENT	20.992	373.66
12/17/2015	12/21/2015	PURCHASED 145.255 SHS ROYCE FUNDS SPECIAL EQUITY ON 12/17/2015 AT 17.80 FOR REINVESTMENT	145.255	2,585.54

TRUST EB FORMAT

Statement Period
Account Number

07/01/2015 through 06/30/2016
115150007300

Schedule Of Purchases

TRADE DATE	SETTLMT DATE	DESCRIPTION	UNITS	AVG COST
TOTAL			882.398	18,449.55
UNDISCOVERED MANAGERS BEHAVIORAL VALUE R6				
06/29/2016	06/30/2016	PURCHASED 530.844 SHS UNDISCOVERED MANAGERS BEHAVIORAL VALUE R6 ON 06/29/2016 AT 56.70	530.844	30,098.86
TOTAL			530.844	30,098.86
UNDISCOVERED MANAGERS BEHAVIORAL VALUE INST				
12/28/2015	12/29/2015	PURCHASED 538.195 SHS UNDISCOVERED MANAGERS BEHAVIORAL VALUE INST ON 12/28/2015 AT 55.59	538.195	29,918.25
TOTAL			538.195	29,918.25
VANGUARD GROUP MID CAP INDEX FUND				
08/11/2015	08/12/2015	PURCHASED 441.817 SHS VANGUARD GROUP MID CAP INDEX FUND ON 08/11/2015 AT 35.05	441.817	15,485.70
09/22/2015	09/23/2015	PURCHASED 8.488 SHS VANGUARD GROUP MID CAP INDEX FUND ON 09/22/2015 AT 32.58 FOR REINVESTMENT	8.488	276.55
12/22/2015	12/23/2015	PURCHASED 4.536 SHS VANGUARD GROUP MID CAP INDEX FUND ON 12/22/2015 AT 32.65 FOR REINVESTMENT	4.536	148.10
12/28/2015	12/29/2015	PURCHASED 8.557 SHS VANGUARD GROUP MID CAP INDEX FUND ON 12/28/2015 AT 33.04	8.557	282.73
03/14/2016	03/15/2016	PURCHASED 2.173 SHS VANGUARD GROUP MID CAP INDEX FUND ON 03/14/2016 AT 32.39 FOR REINVESTMENT	2.173	70.38
06/13/2016	06/14/2016	PURCHASED 3.443 SHS VANGUARD GROUP MID CAP INDEX FUND ON 06/13/2016 AT 33.53 FOR REINVESTMENT	3.443	115.44

TRUST EB FORMAT

Statement Period
Account Number

07/01/2015 through 06/30/2016
115150007300

Schedule Of Purchases

TRADE DATE	SETTLMT DATE	DESCRIPTION	UNITS	AVG COST
TOTAL			469.014	16,378.90
TOTAL MUTUAL FUND - DOMESTIC EQUITY			8,819.122	217,959.95
MUTUAL FUND - INTERNATIONAL EQUITY				
BRANDES FUNDS INTERNATIONAL EQUITY - R6				
06/29/2016	06/30/2016	PURCHASED 2,532.343 SHS BRANDES FUNDS INTERNATIONAL EQUITY - R6 ON 06/29/2016 AT 14.85	2,532.343	37,605.30
06/30/2016	07/05/2016	PURCHASED 33.057 SHS BRANDES FUNDS INTERNATIONAL EQUITY - R6 ON 06/30/2016 AT 14.80 FOR REINVESTMENT	33.057	489.24
TOTAL			2,565.4	38,094.54
BRANDES FUNDS INSTITUTIONAL INTERNATIONAL EQ				
08/11/2015	08/12/2015	PURCHASED 1,141.802 SHS BRANDES FUNDS INSTITUTIONAL INTERNATIONAL EQ ON 08/11/2015 AT 16.95	1,141.802	19,353.54
09/30/2015	10/02/2015	PURCHASED 13.883 SHS BRANDES FUNDS INSTITUTIONAL INTERNATIONAL EQ ON 09/30/2015 AT 14.92 FOR REINVESTMENT	13.883	207.13
12/28/2015	12/29/2015	PURCHASED 148.564 SHS BRANDES FUNDS INSTITUTIONAL INTERNATIONAL EQ ON 12/28/2015 AT 15.39	148.564	2,286.40
12/31/2015	01/05/2016	PURCHASED 11.05 SHS BRANDES FUNDS INSTITUTIONAL INTERNATIONAL EQ ON 12/31/2015 AT 15.14 FOR REINVESTMENT	11.05	167.29
03/31/2016	04/04/2016	PURCHASED 8.358 SHS BRANDES FUNDS INSTITUTIONAL INTERNATIONAL EQ ON 03/31/2016 AT 15.29 FOR REINVESTMENT	8.358	127.79
TOTAL			1,323.657	22,142.15

TRUST EB FORMAT

Statement Period
Account Number

07/01/2015 through 06/30/2016
115150007300

Schedule Of Purchases

TRADE DATE	SETTLMT DATE	DESCRIPTION	UNITS	AVG COST
		BRANDES FUNDS INTERNATIONAL SMALL CAP EQUITY		
08/11/2015	08/12/2015	PURCHASED 723.062 SHS BRANDES FUNDS INTERNATIONAL SMALL CAP EQUITY ON 08/11/2015 AT 13.39	723.062	9,681.80
09/30/2015	10/02/2015	PURCHASED 1.195 SHS BRANDES FUNDS INTERNATIONAL SMALL CAP EQUITY ON 09/30/2015 AT 12.61 FOR REINVESTMENT	1.195	15.07
12/04/2015	12/08/2015	PURCHASED 11.813 SHS BRANDES FUNDS INTERNATIONAL SMALL CAP EQUITY ON 12/04/2015 AT 13.07 FOR REINVESTMENT	11.813	154.40
12/04/2015	12/08/2015	PURCHASED 10.993 SHS BRANDES FUNDS INTERNATIONAL SMALL CAP EQUITY ON 12/04/2015 AT 13.07 FOR REINVESTMENT	10.993	143.68
12/31/2015	01/05/2016	PURCHASED 22.728 SHS BRANDES FUNDS INTERNATIONAL SMALL CAP EQUITY ON 12/31/2015 AT 12.76 FOR REINVESTMENT	22.728	290.01
06/29/2016	06/30/2016	PURCHASED 35.932 SHS BRANDES FUNDS INTERNATIONAL SMALL CAP EQUITY ON 06/29/2016 AT 12.74	35.932	457.77
06/30/2016	07/05/2016	PURCHASED 3.335 SHS BRANDES FUNDS INTERNATIONAL SMALL CAP EQUITY ON 06/30/2016 AT 12.79 FOR REINVESTMENT	3.335	42.66
		TOTAL	809.058	10,785.39
		BRANDES FUNDS EMERGING MARKETS FUND CLASS I		
08/11/2015	08/12/2015	PURCHASED 1,110.387 SHS BRANDES FUNDS EMERGING MARKETS FUND CLASS I ON 08/11/2015 AT 6.97	1,110.387	7,739.40
09/30/2015	10/02/2015	PURCHASED 16.556 SHS BRANDES FUNDS EMERGING MARKETS FUND CLASS I ON 09/30/2015 AT 6.21 FOR REINVESTMENT	16.556	102.81

TRUST EB FORMAT

Statement Period
Account Number

07/01/2015 through 06/30/2016
115150007300

Schedule Of Purchases

TRADE DATE	SETTLMT DATE	DESCRIPTION	UNITS	AVG COST
12/28/2015	12/29/2015	PURCHASED 185.788 SHS BRANDES FUNDS EMERGING MARKETS FUND CLASS I ON 12/28/2015 AT 6.45	185.788	1,198.33
12/31/2015	01/05/2016	PURCHASED 3.425 SHS BRANDES FUNDS EMERGING MARKETS FUND CLASS I ON 12/31/2015 AT 6.36 FOR REINVESTMENT	3.425	21.78
03/31/2016	04/04/2016	PURCHASED 4.275 SHS BRANDES FUNDS EMERGING MARKETS FUND CLASS I ON 03/31/2016 AT 7.24 FOR REINVESTMENT	4.275	30.95
06/30/2016	07/05/2016	PURCHASED 14.866 SHS BRANDES FUNDS EMERGING MARKETS FUND CLASS I ON 06/30/2016 AT 7.40 FOR REINVESTMENT	14.866	110.01
TOTAL			1,335.297	9,203.28
HARTFORD HARTFORD INTERNATIONAL VALUE INSTL				
08/11/2015	08/12/2015	PURCHASED 1,011.686 SHS HARTFORD HARTFORD INTERNATIONAL VALUE INSTL ON 08/11/2015 AT 15.30	1,011.686	15,478.80
12/11/2015	12/15/2015	PURCHASED 20.663 SHS HARTFORD HARTFORD INTERNATIONAL VALUE INSTL ON 12/11/2015 AT 13.65 FOR REINVESTMENT	20.663	282.05
12/11/2015	12/15/2015	PURCHASED 17.842 SHS HARTFORD HARTFORD INTERNATIONAL VALUE INSTL ON 12/11/2015 AT 13.65 FOR REINVESTMENT	17.842	243.54
12/28/2015	12/29/2015	PURCHASED 84.023 SHS HARTFORD HARTFORD INTERNATIONAL VALUE INSTL ON 12/28/2015 AT 14.00	84.023	1,176.32
12/29/2015	12/31/2015	PURCHASED 34.003 SHS HARTFORD HARTFORD INTERNATIONAL VALUE INSTL ON 12/29/2015 AT 13.90 FOR REINVESTMENT	34.003	472.64
TOTAL			1,168.217	17,653.35

Statement Period
Account Number

07/01/2015 through 06/30/2016
115150007300

Schedule Of Purchases

TRADE DATE	SETTLMT DATE	DESCRIPTION	UNITS	AVG COST
		HARTFORD INTERNATIONAL VALUE - Y		
06/29/2016	06/30/2016	PURCHASED 2,237.829 SHS HARTFORD INTERNATIONAL VALUE - Y ON 06/29/2016 AT 13.44	2,237.829	30,076.42
		TOTAL	2,237.829	30,076.42
		CLEARBRIDGE INTERNATIONAL SMALL CAP I		
08/11/2015	08/12/2015	PURCHASED 585.003 SHS CLEARBRIDGE INTERNATIONAL SMALL CAP I ON 08/11/2015 AT 16.55	585.003	9,681.80
12/22/2015	12/23/2015	PURCHASED 14.976 SHS CLEARBRIDGE INTERNATIONAL SMALL CAP I ON 12/22/2015 AT 15.31 FOR REINVESTMENT	14.976	229.28
12/28/2015	12/29/2015	PURCHASED 40.777 SHS CLEARBRIDGE INTERNATIONAL SMALL CAP I ON 12/28/2015 AT 15.42	40.777	628.78
		TOTAL	640.756	10,539.86
		CLEARBRIDGE INTERNATIONAL CM CAP - IS		
06/29/2016	06/30/2016	PURCHASED 1,297.409 SHS CLEARBRIDGE INTERNATIONAL CM CAP - IS ON 06/29/2016 AT 14.50	1,297.409	18,812.43
		TOTAL	1,297.409	18,812.43
		AMERICAN FUNDS NEW PERSPECTIVE F2		
08/11/2015	08/12/2015	PURCHASED 299.102 SHS AMERICAN FUNDS NEW PERSPECTIVE F2 ON 08/11/2015 AT 38.83	299.102	11,614.13
12/23/2015	12/28/2015	PURCHASED 5.739 SHS AMERICAN FUNDS NEW PERSPECTIVE F2 ON 12/23/2015 AT 36.14 FOR REINVESTMENT	5.739	207.39
12/23/2015	12/28/2015	PURCHASED 32.388 SHS AMERICAN FUNDS NEW PERSPECTIVE F2 ON 12/23/2015 AT 36.14 FOR REINVESTMENT	32.388	1,170.51

Statement Period
Account Number

07/01/2015 through 06/30/2016
115150007300

Schedule Of Purchases

TRADE DATE	SETTLMT DATE	DESCRIPTION	UNITS	AVG COST
12/28/2015	12/29/2015	PURCHASED 20.772 SHS AMERICAN FUNDS NEW PERSPECTIVE F2 ON 12/28/2015 AT 36.12	20.772	750.29
06/29/2016	06/30/2016	PURCHASED 2.441 SHS AMERICAN FUNDS NEW PERSPECTIVE F2 ON 06/29/2016 AT 34.95	2.441	85.33
TOTAL			360.442	13,827.65
AMERICAN FUNDS NEW WORLD F2				
08/11/2015	08/12/2015	PURCHASED 144.77 SHS AMERICAN FUNDS NEW WORLD F2 ON 08/11/2015 AT 53.46	144.77	7,739.40
12/23/2015	12/28/2015	PURCHASED 2.671 SHS AMERICAN FUNDS NEW WORLD F2 ON 12/23/2015 AT 50.25 FOR REINVESTMENT	2.671	134.20
12/28/2015	12/29/2015	PURCHASED 13.442 SHS AMERICAN FUNDS NEW WORLD F2 ON 12/28/2015 AT 50.09	13.442	673.33
06/29/2016	06/30/2016	PURCHASED 3.45 SHS AMERICAN FUNDS NEW WORLD F2 ON 06/29/2016 AT 50.49	3.45	174.20
TOTAL			164.333	8,721.13
THORNBURG INVESTMENT INCOME BUILDER I				
08/11/2015	08/12/2015	PURCHASED 906.065 SHS THORNBURG INVESTMENT INCOME BUILDER I ON 08/11/2015 AT 21.36	906.065	19,353.54
09/24/2015	09/28/2015	PURCHASED 14.867 SHS THORNBURG INVESTMENT INCOME BUILDER I ON 09/24/2015 AT 19.29 FOR REINVESTMENT	14.867	286.79
12/24/2015	12/29/2015	PURCHASED 25.563 SHS THORNBURG INVESTMENT INCOME BUILDER I ON 12/24/2015 AT 19.23 FOR REINVESTMENT	25.563	491.58
12/28/2015	12/29/2015	PURCHASED 132.168 SHS THORNBURG INVESTMENT INCOME BUILDER I ON 12/28/2015 AT 19.17	132.168	2,533.67

Statement Period
Account Number

07/01/2015 through 06/30/2016
115150007300

Schedule Of Purchases

TRADE DATE	SETTLMT DATE	DESCRIPTION	UNITS	AVG COST
03/24/2016	03/29/2016	PURCHASED 19.288 SHS THORNBURG INVESTMENT INCOME BUILDER I ON 03/24/2016 AT 18.95 FOR REINVESTMENT	19.288	365.50
06/24/2016	06/28/2016	PURCHASED 21.236 SHS THORNBURG INVESTMENT INCOME BUILDER I ON 06/24/2016 AT 18.87 FOR REINVESTMENT	21.236	400.73
TOTAL			1,119.187	23,431.81
TOTAL MUTUAL FUND - INTERNATIONAL EQUITY			13,021.585	203,288.01
MUTUAL FUND - REAL ESTATE				
COHEN AND STEERS REAL ESTATE SECURITIES CLASS I				
08/11/2015	08/12/2015	PURCHASED 944.226 SHS COHEN AND STEERS REAL ESTATE SECURITIES CLASS I ON 08/11/2015 AT 14.35	944.226	13,549.65
09/30/2015	10/02/2015	PURCHASED 10.702 SHS COHEN AND STEERS REAL ESTATE SECURITIES CLASS I ON 09/30/2015 AT 13.84 FOR REINVESTMENT	10.702	148.12
12/10/2015	12/14/2015	PURCHASED 16.344 SHS COHEN AND STEERS REAL ESTATE SECURITIES CLASS I ON 12/10/2015 AT 13.99 FOR REINVESTMENT	16.344	228.65
12/10/2015	12/14/2015	PURCHASED 14.109 SHS COHEN AND STEERS REAL ESTATE SECURITIES CLASS I ON 12/10/2015 AT 13.99 FOR REINVESTMENT	14.109	197.38
12/10/2015	12/14/2015	PURCHASED 30.592 SHS COHEN AND STEERS REAL ESTATE SECURITIES CLASS I ON 12/10/2015 AT 13.99 FOR REINVESTMENT	30.592	427.98
03/31/2016	04/04/2016	PURCHASED 10.227 SHS COHEN AND STEERS REAL ESTATE SECURITIES CLASS I ON 03/31/2016 AT 15.11 FOR REINVESTMENT	10.227	154.53

TRUST EB FORMAT

Statement Period
Account Number

07/01/2015 through 06/30/2016
115150007300

Schedule Of Purchases

TRADE DATE	SETTLMT DATE	DESCRIPTION	UNITS	AVG COST
06/30/2016	07/05/2016	PURCHASED .003 SHS COHEN AND STEERS REAL ESTATE SECURITIES CLASS I ON 06/30/2016 AT 15.76 FOR REINVESTMENT	.003	0.04
06/30/2016	07/05/2016	PURCHASED .007 SHS COHEN AND STEERS REAL ESTATE SECURITIES CLASS I ON 06/30/2016 AT 15.76 FOR REINVESTMENT	.007	0.11
TOTAL			1,026.21	14,706.46
COHEN AND STEERS REAL ESTATE SECURITIES - Z				
06/29/2016	06/30/2016	PURCHASED 1,654.805 SHS COHEN AND STEERS REAL ESTATE SECURITIES - Z ON 06/29/2016 AT 15.91	1,654.805	26,327.94
06/30/2016	07/05/2016	PURCHASED 9.345 SHS COHEN AND STEERS REAL ESTATE SECURITIES - Z ON 06/30/2016 AT 15.76 FOR REINVESTMENT	9.345	147.28
06/30/2016	07/05/2016	PURCHASED 22.26 SHS COHEN AND STEERS REAL ESTATE SECURITIES - Z ON 06/30/2016 AT 15.76 FOR REINVESTMENT	22.26	350.82
TOTAL			1,686.41	26,826.04
PRUDENTIAL FUNDS GLOBAL REAL ESTATE CL Q				
07/17/2015	07/23/2015	PURCHASED 6.593 SHS PRUDENTIAL FUNDS GLOBAL REAL ESTATE CL Q ON 07/17/2015 AT 24.57 FOR REINVESTMENT	6.593	161.99
08/11/2015	08/12/2015	PURCHASED 551.247 SHS PRUDENTIAL FUNDS GLOBAL REAL ESTATE CL Q ON 08/11/2015 AT 24.58	551.247	13,549.65
10/16/2015	10/19/2015	PURCHASED 3.852 SHS PRUDENTIAL FUNDS GLOBAL REAL ESTATE CL Q ON 10/16/2015 AT 24.54 FOR REINVESTMENT	3.852	94.52

TRUST EB FORMAT

Statement Period
Account Number

07/01/2015 through 06/30/2016
115150007300

Schedule Of Purchases

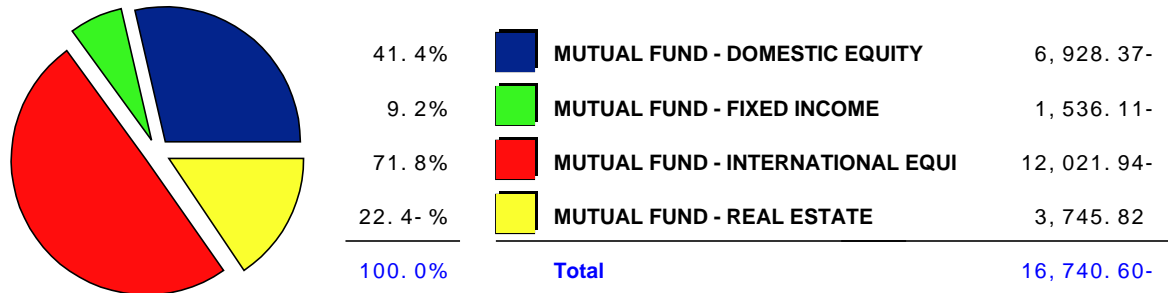
TRADE DATE	SETTLMT DATE	DESCRIPTION	UNITS	AVG COST
12/16/2015	12/17/2015	PURCHASED 4.067 SHS PRUDENTIAL FUNDS GLOBAL REAL ESTATE CL Q ON 12/16/2015 AT 23.65 FOR REINVESTMENT	4.067	96.19
12/16/2015	12/17/2015	PURCHASED 18.067 SHS PRUDENTIAL FUNDS GLOBAL REAL ESTATE CL Q ON 12/16/2015 AT 23.65 FOR REINVESTMENT	18.067	427.29
04/15/2016	04/18/2016	PURCHASED 7.862 SHS PRUDENTIAL FUNDS GLOBAL REAL ESTATE CL Q ON 04/15/2016 AT 24.30 FOR REINVESTMENT	7.862	191.04
TOTAL			591.688	14,520.68
TOTAL MUTUAL FUND - REAL ESTATE			3,304.308	56,053.18
TOTAL PURCHASES				845,048.90

Statement Period
Account Number

07/01/2015 through 06/30/2016
115150007300

Schedule Of Sales

Realized Gains & Losses Allocation



Realized Gains & Losses Schedule

TRADE DATE	SETTLMT DATE	DESCRIPTION	PROCEEDS	MKT / COST BASIS	MKT / COST GAIN / LOSS
MUTUAL FUND - FIXED INCOME					
BLACKROCK TOTAL RETURN					
07/31/2015	08/03/2015	SOLD 2.358 SHS BLACKROCK TOTAL RETURN ON 07/31/2015 AT 11.77	27.75	27.66 27.66	0.09 0.09
08/19/2015	08/20/2015	SOLD 2.38 SHS BLACKROCK TOTAL RETURN ON 08/19/2015 AT 11.75	27.97	27.96 27.96	0.01 0.01
09/11/2015	09/14/2015	SOLD 3.816 SHS BLACKROCK TOTAL RETURN ON 09/11/2015 AT 11.71	44.69	44.84 44.84	0.15- 0.15-
10/07/2015	10/08/2015	SOLD 3.74 SHS BLACKROCK TOTAL RETURN ON 10/07/2015 AT 11.75	43.94	43.94 43.94	
11/16/2015	11/17/2015	SOLD 3.899 SHS BLACKROCK TOTAL RETURN ON 11/16/2015 AT 11.63	45.35	45.81 45.81	0.46- 0.46-

TRUST EB FORMAT

Statement Period
Account Number

07/01/2015 through 06/30/2016
115150007300

Schedule Of Sales

TRADE DATE	SETTLMT DATE	DESCRIPTION	PROCEEDS	MKT / COST BASIS	MKT / COST GAIN / LOSS
12/08/2015	12/09/2015	SOLD 3.893 SHS BLACKROCK TOTAL RETURN ON 12/08/2015 AT 11.63	45.28	45.74 45.74	0.46- 0.46-
12/28/2015	12/29/2015	SOLD 101.692 SHS BLACKROCK TOTAL RETURN ON 12/28/2015 AT 11.53	1,172.51	1,194.73 1,194.73	22.22- 22.22-
01/13/2016	01/14/2016	SOLD 3.856 SHS BLACKROCK TOTAL RETURN ON 01/13/2016 AT 11.59	44.69	45.30 45.30	0.61- 0.61-
02/05/2016	02/08/2016	SOLD 3.738 SHS BLACKROCK TOTAL RETURN ON 02/05/2016 AT 11.62	43.44	43.91 43.91	0.47- 0.47-
03/10/2016	03/11/2016	SOLD 3.722 SHS BLACKROCK TOTAL RETURN ON 03/10/2016 AT 11.60	43.18	43.72 43.72	0.54- 0.54-
04/07/2016	04/08/2016	SOLD 3.825 SHS BLACKROCK TOTAL RETURN ON 04/07/2016 AT 11.77	45.02	44.93 44.93	0.09 0.09
05/10/2016	05/11/2016	SOLD 3.843 SHS BLACKROCK TOTAL RETURN ON 05/10/2016 AT 11.80	45.35	45.14 45.14	0.21 0.21
06/09/2016	06/10/2016	SOLD 3.834 SHS BLACKROCK TOTAL RETURN ON 06/09/2016 AT 11.84	45.39	45.04 45.04	0.35 0.35
06/29/2016	06/30/2016	SOLD 3,921.51 SHS BLACKROCK TOTAL RETURN ON 06/29/2016 AT 11.94	46,822.83	46,067.13 46,067.13	755.70 755.70
06/30/2016	07/01/2016	SOLD .5 SHS BLACKROCK TOTAL RETURN ON 06/30/2016 AT 11.94	5.97	5.87 5.87	0.10 0.10
TOTAL 4,066.606 SHS			48,503.36	47,771.72 47,771.72	731.64 731.64
BLACKROCK STRATEGIC INCOME FUND					
07/31/2015	08/03/2015	SOLD 1.149 SHS BLACKROCK STRATEGIC INCOME FUND ON 07/31/2015 AT 10.07	11.57	11.58 11.58	0.01- 0.01-
08/19/2015	08/20/2015	SOLD 1.163 SHS BLACKROCK STRATEGIC INCOME FUND ON 08/19/2015 AT 10.03	11.66	11.71 11.71	0.05- 0.05-
09/11/2015	09/14/2015	SOLD 1.865 SHS BLACKROCK STRATEGIC INCOME FUND ON 09/11/2015 AT 9.99	18.63	18.77 18.77	0.14- 0.14-

TRUST EB FORMAT

Statement Period
Account Number

07/01/2015 through 06/30/2016
115150007300

Schedule Of Sales

TRADE DATE	SETTLMT DATE	DESCRIPTION	PROCEEDS	MKT / COST BASIS	MKT / COST GAIN / LOSS
10/07/2015	10/08/2015	SOLD 1.837 SHS BLACKROCK STRATEGIC INCOME FUND ON 10/07/2015 AT 9.97	18.31	18.49 18.49	0.18- 0.18-
11/16/2015	11/17/2015	SOLD 1.901 SHS BLACKROCK STRATEGIC INCOME FUND ON 11/16/2015 AT 9.94	18.90	19.13 19.13	0.23- 0.23-
12/08/2015	12/09/2015	SOLD 1.904 SHS BLACKROCK STRATEGIC INCOME FUND ON 12/08/2015 AT 9.91	18.87	19.16 19.16	0.29- 0.29-
12/28/2015	12/29/2015	SOLD 35.054 SHS BLACKROCK STRATEGIC INCOME FUND ON 12/28/2015 AT 9.78	342.83	352.70 352.70	9.87- 9.87-
01/13/2016	01/14/2016	SOLD 1.914 SHS BLACKROCK STRATEGIC INCOME FUND ON 01/13/2016 AT 9.73	18.62	19.26 19.26	0.64- 0.64-
02/05/2016	02/08/2016	SOLD 1.875 SHS BLACKROCK STRATEGIC INCOME FUND ON 02/05/2016 AT 9.66	18.11	18.86 18.86	0.75- 0.75-
03/10/2016	03/11/2016	SOLD 1.867 SHS BLACKROCK STRATEGIC INCOME FUND ON 03/10/2016 AT 9.64	18.00	18.78 18.78	0.78- 0.78-
04/07/2016	04/08/2016	SOLD 1.94 SHS BLACKROCK STRATEGIC INCOME FUND ON 04/07/2016 AT 9.67	18.76	19.51 19.51	0.75- 0.75-
05/10/2016	05/11/2016	SOLD 1.948 SHS BLACKROCK STRATEGIC INCOME FUND ON 05/10/2016 AT 9.70	18.90	19.59 19.59	0.69- 0.69-
06/09/2016	06/10/2016	SOLD 1.947 SHS BLACKROCK STRATEGIC INCOME FUND ON 06/09/2016 AT 9.72	18.92	19.58 19.58	0.66- 0.66-
06/29/2016	06/30/2016	SOLD 1,923.573 SHS BLACKROCK STRATEGIC INCOME FUND ON 06/29/2016 AT 9.71	18,677.89	19,345.34 19,345.34	667.45- 667.45-
06/30/2016	07/01/2016	SOLD .5 SHS BLACKROCK STRATEGIC INCOME FUND ON 06/30/2016 AT 9.72	4.86	5.03 5.03	0.17- 0.17-

TRUST EB FORMAT

Statement Period
Account Number

07/01/2015 through 06/30/2016
115150007300

Schedule Of Sales

TRADE DATE	SETTLMT DATE	DESCRIPTION	PROCEEDS	MKT / COST BASIS	MKT / COST GAIN / LOSS
TOTAL 1,980.437 SHS			19,234.83	19,917.49 19,917.49	682.66- 682.66-
DELAWARE FUNDS DIVERSIFIED INCOME					
07/31/2015	08/03/2015	SOLD 2.614 SHS DELAWARE FUNDS DIVERSIFIED INCOME ON 07/31/2015 AT 8.85	23.13	23.13 23.13	
08/19/2015	08/20/2015	SOLD 2.64 SHS DELAWARE FUNDS DIVERSIFIED INCOME ON 08/19/2015 AT 8.83	23.31	23.35 23.35	0.04- 0.04-
09/11/2015	09/14/2015	SOLD 4.238 SHS DELAWARE FUNDS DIVERSIFIED INCOME ON 09/11/2015 AT 8.79	37.25	37.48 37.48	0.23- 0.23-
10/07/2015	10/08/2015	SOLD 4.176 SHS DELAWARE FUNDS DIVERSIFIED INCOME ON 10/07/2015 AT 8.77	36.62	36.94 36.94	0.32- 0.32-
11/16/2015	11/17/2015	SOLD 4.365 SHS DELAWARE FUNDS DIVERSIFIED INCOME ON 11/16/2015 AT 8.66	37.80	38.61 38.61	0.81- 0.81-
12/08/2015	12/09/2015	SOLD 4.368 SHS DELAWARE FUNDS DIVERSIFIED INCOME ON 12/08/2015 AT 8.64	37.74	38.63 38.63	0.89- 0.89-
12/28/2015	12/29/2015	SOLD 67.32 SHS DELAWARE FUNDS DIVERSIFIED INCOME ON 12/28/2015 AT 8.59	578.28	595.34 595.34	17.06- 17.06-
01/13/2016	01/14/2016	SOLD 4.316 SHS DELAWARE FUNDS DIVERSIFIED INCOME ON 01/13/2016 AT 8.63	37.25	38.17 38.17	0.92- 0.92-
02/05/2016	02/08/2016	SOLD 4.191 SHS DELAWARE FUNDS DIVERSIFIED INCOME ON 02/05/2016 AT 8.64	36.21	37.06 37.06	0.85- 0.85-
03/10/2016	03/11/2016	SOLD 4.176 SHS DELAWARE FUNDS DIVERSIFIED INCOME ON 03/10/2016 AT 8.62	36.00	36.92 36.92	0.92- 0.92-

TRUST EB FORMAT

Statement Period
Account Number

07/01/2015 through 06/30/2016
115150007300

Schedule Of Sales

TRADE DATE	SETTLMT DATE	DESCRIPTION	PROCEEDS	MKT / COST BASIS	MKT / COST GAIN / LOSS
04/07/2016	04/08/2016	SOLD 4.289 SHS DELAWARE FUNDS DIVERSIFIED INCOME ON 04/07/2016 AT 8.75	37.53	37.92 37.92	0.39- 0.39-
05/10/2016	05/11/2016	SOLD 4.305 SHS DELAWARE FUNDS DIVERSIFIED INCOME ON 05/10/2016 AT 8.78	37.80	38.06 38.06	0.26- 0.26-
06/09/2016	06/10/2016	SOLD 4.289 SHS DELAWARE FUNDS DIVERSIFIED INCOME ON 06/09/2016 AT 8.82	37.83	37.92 37.92	0.09- 0.09-
06/29/2016	06/30/2016	SOLD 4,395.575 SHS DELAWARE FUNDS DIVERSIFIED INCOME ON 06/29/2016 AT 8.87	38,988.75	38,861.57 38,861.57	127.18 127.18
06/30/2016	07/01/2016	SOLD .5 SHS DELAWARE FUNDS DIVERSIFIED INCOME ON 06/30/2016 AT 8.87	4.44	4.42 4.42	0.02 0.02
TOTAL 4,511.362 SHS			39,989.94	39,885.52 39,885.52	104.42 104.42
HARTFORD WORLD BOND I					
07/31/2015	08/03/2015	SOLD 1.107 SHS HARTFORD WORLD BOND I ON 07/31/2015 AT 10.45	11.57	11.52 11.52	0.05 0.05
08/19/2015	08/20/2015	SOLD 1.114 SHS HARTFORD WORLD BOND I ON 08/19/2015 AT 10.47	11.66	11.62 11.62	0.04 0.04
09/11/2015	09/14/2015	SOLD 1.776 SHS HARTFORD WORLD BOND I ON 09/11/2015 AT 10.49	18.63	18.52 18.52	0.11 0.11
10/07/2015	10/08/2015	SOLD 1.744 SHS HARTFORD WORLD BOND I ON 10/07/2015 AT 10.50	18.31	18.19 18.19	0.12 0.12
11/16/2015	11/17/2015	SOLD 1.814 SHS HARTFORD WORLD BOND I ON 11/16/2015 AT 10.42	18.90	18.92 18.92	0.02- 0.02-
12/08/2015	12/09/2015	SOLD 1.818 SHS HARTFORD WORLD BOND I ON 12/08/2015 AT 10.38	18.87	18.96 18.96	0.09- 0.09-
12/28/2015	12/29/2015	SOLD 49.577 SHS HARTFORD WORLD BOND I ON 12/28/2015 AT 10.09	500.23	516.67 516.67	16.44- 16.44-

TRUST EB FORMAT

Statement Period
Account Number

07/01/2015 through 06/30/2016
115150007300

Schedule Of Sales

TRADE DATE	SETTLMT DATE	DESCRIPTION	PROCEEDS	MKT / COST BASIS	MKT / COST GAIN / LOSS
01/13/2016	01/14/2016	SOLD 1.849 SHS HARTFORD WORLD BOND I ON 01/13/2016 AT 10.07	18.62	19.27 19.27	0.65- 0.65-
02/05/2016	02/08/2016	SOLD 1.791 SHS HARTFORD WORLD BOND I ON 02/05/2016 AT 10.11	18.11	18.66 18.66	0.55- 0.55-
03/10/2016	03/11/2016	SOLD 1.766 SHS HARTFORD WORLD BOND I ON 03/10/2016 AT 10.19	18.00	18.40 18.40	0.40- 0.40-
04/07/2016	04/08/2016	SOLD 1.832 SHS HARTFORD WORLD BOND I ON 04/07/2016 AT 10.24	18.76	19.09 19.09	0.33- 0.33-
05/10/2016	05/11/2016	SOLD 1.831 SHS HARTFORD WORLD BOND I ON 05/10/2016 AT 10.32	18.90	19.08 19.08	0.18- 0.18-
06/09/2016	06/10/2016	SOLD 1.824 SHS HARTFORD WORLD BOND I ON 06/09/2016 AT 10.37	18.92	19.01 19.01	0.09- 0.09-
06/29/2016	06/30/2016	SOLD 1,847.064 SHS HARTFORD WORLD BOND I ON 06/29/2016 AT 10.36	19,135.58	19,247.80 19,247.80	112.22- 112.22-
06/30/2016	07/01/2016	SOLD .5 SHS HARTFORD WORLD BOND I ON 06/30/2016 AT 10.38	5.19	5.21 5.21	0.02- 0.02-
TOTAL 1,917.407 SHS			19,850.25	19,980.92 19,980.92	130.67- 130.67-
LEGG MASON BW GLOBAL OPPORTUNITIES BOND IS					
07/31/2015	08/03/2015	SOLD 1.357 SHS LEGG MASON BW GLOBAL OPPORTUNITIES BOND IS ON 07/31/2015 AT 10.23	13.88	14.00 14.09	0.12- 0.21-
08/19/2015	08/20/2015	SOLD 1.377 SHS LEGG MASON BW GLOBAL OPPORTUNITIES BOND IS ON 08/19/2015 AT 10.15	13.98	14.13 14.17	0.15- 0.19-
09/11/2015	09/14/2015	SOLD 2.253 SHS LEGG MASON BW GLOBAL OPPORTUNITIES BOND IS ON 09/11/2015 AT 9.92	22.35	23.12 23.18	0.77- 0.83-
10/07/2015	10/08/2015	SOLD 2.175 SHS LEGG MASON BW GLOBAL OPPORTUNITIES BOND IS ON 10/07/2015 AT 10.10	21.97	22.31 22.38	0.34- 0.41-

TRUST EB FORMAT

Statement Period
Account Number

07/01/2015 through 06/30/2016
115150007300

Schedule Of Sales

TRADE DATE	SETTLMT DATE	DESCRIPTION	PROCEEDS	MKT / COST BASIS	MKT / COST GAIN / LOSS
11/16/2015	11/17/2015	SOLD 2.307 SHS LEGG MASON BW GLOBAL OPPORTUNITIES BOND IS ON 11/16/2015 AT 9.83	22.68	23.67 23.74	0.99- 1.06-
12/08/2015	12/09/2015	SOLD 2.289 SHS LEGG MASON BW GLOBAL OPPORTUNITIES BOND IS ON 12/08/2015 AT 9.89	22.64	23.48 23.55	0.84- 0.91-
01/13/2016	01/14/2016	SOLD 2.303 SHS LEGG MASON BW GLOBAL OPPORTUNITIES BOND IS ON 01/13/2016 AT 9.70	22.34	23.62 23.68	1.28- 1.34-
02/05/2016	02/08/2016	SOLD 2.187 SHS LEGG MASON BW GLOBAL OPPORTUNITIES BOND IS ON 02/05/2016 AT 9.93	21.72	22.43 22.49	0.71- 0.77-
03/10/2016	03/11/2016	SOLD 2.115 SHS LEGG MASON BW GLOBAL OPPORTUNITIES BOND IS ON 03/10/2016 AT 10.21	21.59	21.69 21.75	0.10- 0.16-
04/07/2016	04/08/2016	SOLD 2.146 SHS LEGG MASON BW GLOBAL OPPORTUNITIES BOND IS ON 04/07/2016 AT 10.49	22.51	22.01 22.07	0.50 0.44
05/10/2016	05/11/2016	SOLD 2.144 SHS LEGG MASON BW GLOBAL OPPORTUNITIES BOND IS ON 05/10/2016 AT 10.58	22.68	21.99 22.05	0.69 0.63
06/09/2016	06/10/2016	SOLD 2.121 SHS LEGG MASON BW GLOBAL OPPORTUNITIES BOND IS ON 06/09/2016 AT 10.70	22.69	21.75 21.81	0.94 0.88
06/29/2016	06/30/2016	SOLD 142.584 SHS LEGG MASON BW GLOBAL OPPORTUNITIES BOND IS ON 06/29/2016 AT 10.72	1,528.50	1,462.13 1,466.30	66.37 62.20
TOTAL 167.358 SHS			1,779.53	1,716.33 1,721.26	63.20 58.27
LEGG MASON BW ALTERNATIVE CREDIT					
07/31/2015	08/03/2015	SOLD 1.13 SHS LEGG MASON BW ALTERNATIVE CREDIT ON 07/31/2015 AT 10.24	11.57	11.71 11.74	0.14- 0.17-

TRUST EB FORMAT

Statement Period
Account Number

07/01/2015 through 06/30/2016
115150007300

Schedule Of Sales

TRADE DATE	SETTLMT DATE	DESCRIPTION	PROCEEDS	MKT / COST BASIS	MKT / COST GAIN / LOSS
08/19/2015	08/20/2015	SOLD 1.141 SHS LEGG MASON BW ALTERNATIVE CREDIT ON 08/19/2015 AT 10.22	11.66	11.75 11.76	0.09- 0.10-
09/11/2015	09/14/2015	SOLD 1.839 SHS LEGG MASON BW ALTERNATIVE CREDIT ON 09/11/2015 AT 10.13	18.63	18.93 18.96	0.30- 0.33-
10/07/2015	10/08/2015	SOLD 1.846 SHS LEGG MASON BW ALTERNATIVE CREDIT ON 10/07/2015 AT 9.92	18.31	19.00 19.03	0.69- 0.72-
11/16/2015	11/17/2015	SOLD 1.934 SHS LEGG MASON BW ALTERNATIVE CREDIT ON 11/16/2015 AT 9.77	18.90	19.90 19.93	1.00- 1.03-
12/08/2015	12/09/2015	SOLD 1.933 SHS LEGG MASON BW ALTERNATIVE CREDIT ON 12/08/2015 AT 9.76	18.87	19.89 19.92	1.02- 1.05-
01/13/2016	01/14/2016	SOLD 1.994 SHS LEGG MASON BW ALTERNATIVE CREDIT ON 01/13/2016 AT 9.34	18.62	20.38 20.41	1.76- 1.79-
02/05/2016	02/08/2016	SOLD 1.964 SHS LEGG MASON BW ALTERNATIVE CREDIT ON 02/05/2016 AT 9.22	18.11	20.07 20.10	1.96- 1.99-
03/10/2016	03/11/2016	SOLD 1.952 SHS LEGG MASON BW ALTERNATIVE CREDIT ON 03/10/2016 AT 9.22	18.00	19.95 19.97	1.95- 1.97-
04/07/2016	04/08/2016	SOLD 2 SHS LEGG MASON BW ALTERNATIVE CREDIT ON 04/07/2016 AT 9.38	18.76	20.43 20.46	1.67- 1.70-
05/10/2016	05/11/2016	SOLD 2.028 SHS LEGG MASON BW ALTERNATIVE CREDIT ON 05/10/2016 AT 9.32	18.90	20.72 20.75	1.82- 1.85-
06/09/2016	06/10/2016	SOLD 2.004 SHS LEGG MASON BW ALTERNATIVE CREDIT ON 06/09/2016 AT 9.44	18.92	20.48 20.50	1.56- 1.58-
06/29/2016	06/30/2016	SOLD 30.707 SHS LEGG MASON BW ALTERNATIVE CREDIT ON 06/29/2016 AT 9.35	287.11	313.74 314.16	26.63- 27.05-

TRUST EB FORMAT

Statement Period
Account Number

07/01/2015 through 06/30/2016
115150007300

Schedule Of Sales

TRADE DATE	SETTLMT DATE	DESCRIPTION	PROCEEDS	MKT / COST BASIS	MKT / COST GAIN / LOSS
TOTAL 52.472 SHS			496.36	536.95 537.69	40.59- 41.33-
PRUDENTIAL FUNDS TOTAL RETURN BOND CL Q					
07/31/2015	08/03/2015	SOLD 1.939 SHS PRUDENTIAL FUNDS TOTAL RETURN BOND CL Q ON 07/31/2015 AT 14.31	27.75	27.57 27.57	0.18 0.18
08/19/2015	08/20/2015	SOLD 1.955 SHS PRUDENTIAL FUNDS TOTAL RETURN BOND CL Q ON 08/19/2015 AT 14.31	27.97	27.92 27.92	0.05 0.05
09/11/2015	09/14/2015	SOLD 3.136 SHS PRUDENTIAL FUNDS TOTAL RETURN BOND CL Q ON 09/11/2015 AT 14.25	44.69	44.78 44.78	0.09- 0.09-
10/07/2015	10/08/2015	SOLD 3.079 SHS PRUDENTIAL FUNDS TOTAL RETURN BOND CL Q ON 10/07/2015 AT 14.27	43.94	43.97 43.97	0.03- 0.03-
11/16/2015	11/17/2015	SOLD 3.216 SHS PRUDENTIAL FUNDS TOTAL RETURN BOND CL Q ON 11/16/2015 AT 14.10	45.35	45.92 45.92	0.57- 0.57-
12/08/2015	12/09/2015	SOLD 3.211 SHS PRUDENTIAL FUNDS TOTAL RETURN BOND CL Q ON 12/08/2015 AT 14.10	45.28	45.85 45.85	0.57- 0.57-
12/28/2015	12/29/2015	SOLD 78.337 SHS PRUDENTIAL FUNDS TOTAL RETURN BOND CL Q ON 12/28/2015 AT 14.05	1,100.64	1,118.58 1,118.59	17.94- 17.95-
01/13/2016	01/14/2016	SOLD 3.165 SHS PRUDENTIAL FUNDS TOTAL RETURN BOND CL Q ON 01/13/2016 AT 14.12	44.69	45.19 45.19	0.50- 0.50-
02/05/2016	02/08/2016	SOLD 3.079 SHS PRUDENTIAL FUNDS TOTAL RETURN BOND CL Q ON 02/05/2016 AT 14.11	43.44	43.96 43.96	0.52- 0.52-
03/10/2016	03/11/2016	SOLD 3.058 SHS PRUDENTIAL FUNDS TOTAL RETURN BOND CL Q ON 03/10/2016 AT 14.12	43.18	43.66 43.66	0.48- 0.48-

TRUST EB FORMAT

Statement Period
Account Number

07/01/2015 through 06/30/2016
115150007300

Schedule Of Sales

TRADE DATE	SETTLMT DATE	DESCRIPTION	PROCEEDS	MKT / COST BASIS	MKT / COST GAIN / LOSS
04/07/2016	04/08/2016	SOLD 3.12 SHS PRUDENTIAL FUNDS TOTAL RETURN BOND CL Q ON 04/07/2016 AT 14.43	45.02	44.55 44.55	0.47 0.47
05/10/2016	05/11/2016	SOLD 3.136 SHS PRUDENTIAL FUNDS TOTAL RETURN BOND CL Q ON 05/10/2016 AT 14.46	45.35	44.78 44.78	0.57 0.57
06/09/2016	06/10/2016	SOLD 3.113 SHS PRUDENTIAL FUNDS TOTAL RETURN BOND CL Q ON 06/09/2016 AT 14.58	45.39	44.45 44.45	0.94 0.94
06/29/2016	06/30/2016	SOLD 148.816 SHS PRUDENTIAL FUNDS TOTAL RETURN BOND CL Q ON 06/29/2016 AT 14.69	2,186.11	2,124.82 2,124.82	61.29 61.29
TOTAL 262.36 SHS			3,788.80	3,746.00 3,746.01	42.80 42.79
FRANKLIN TEMPLETON MUTUAL FDS. GLOBAL BOND FUND ADV CLASS					
07/31/2015	08/03/2015	SOLD 2.109 SHS FRANKLIN TEMPLETON MUTUAL FDS. GLOBAL BOND FUND ADV CLASS ON 07/31/2015 AT 12.08	25.48	25.75 25.67	0.27- 0.19-
08/19/2015	08/20/2015	SOLD 2.197 SHS FRANKLIN TEMPLETON MUTUAL FDS. GLOBAL BOND FUND ADV CLASS ON 08/19/2015 AT 11.69	25.68	26.47 26.42	0.79- 0.74-
09/11/2015	09/14/2015	SOLD 3.577 SHS FRANKLIN TEMPLETON MUTUAL FDS. GLOBAL BOND FUND ADV CLASS ON 09/11/2015 AT 11.47	41.03	43.09 43.02	2.06- 1.99-
10/07/2015	10/08/2015	SOLD 3.472 SHS FRANKLIN TEMPLETON MUTUAL FDS. GLOBAL BOND FUND ADV CLASS ON 10/07/2015 AT 11.62	40.34	41.82 41.76	1.48- 1.42-
11/16/2015	11/17/2015	SOLD 3.538 SHS FRANKLIN TEMPLETON MUTUAL FDS. GLOBAL BOND FUND ADV CLASS ON 11/16/2015 AT 11.77	41.64	42.61 42.55	0.97- 0.91-

TRUST EB FORMAT

Statement Period
Account Number

07/01/2015 through 06/30/2016
115150007300

Schedule Of Sales

TRADE DATE	SETTLMT DATE	DESCRIPTION	PROCEEDS	MKT / COST BASIS	MKT / COST GAIN / LOSS
12/08/2015	12/09/2015	SOLD 3.553 SHS FRANKLIN TEMPLETON MUTUAL FDS. GLOBAL BOND FUND ADV CLASS ON 12/08/2015 AT 11.70	41.57	42.79 42.72	1.22- 1.15-
12/28/2015	12/29/2015	SOLD 13.377 SHS FRANKLIN TEMPLETON MUTUAL FDS. GLOBAL BOND FUND ADV CLASS ON 12/28/2015 AT 11.55	154.50	161.10 160.84	6.60- 6.34-
01/13/2016	01/14/2016	SOLD 3.654 SHS FRANKLIN TEMPLETON MUTUAL FDS. GLOBAL BOND FUND ADV CLASS ON 01/13/2016 AT 11.23	41.03	44.00 43.93	2.97- 2.90-
02/05/2016	02/08/2016	SOLD 3.581 SHS FRANKLIN TEMPLETON MUTUAL FDS. GLOBAL BOND FUND ADV CLASS ON 02/05/2016 AT 11.14	39.89	43.11 43.04	3.22- 3.15-
03/10/2016	03/11/2016	SOLD 3.503 SHS FRANKLIN TEMPLETON MUTUAL FDS. GLOBAL BOND FUND ADV CLASS ON 03/10/2016 AT 11.32	39.65	42.16 42.10	2.51- 2.45-
04/07/2016	04/08/2016	SOLD 3.71 SHS FRANKLIN TEMPLETON MUTUAL FDS. GLOBAL BOND FUND ADV CLASS ON 04/07/2016 AT 11.14	41.33	44.65 44.57	3.32- 3.24-
05/10/2016	05/11/2016	SOLD 3.682 SHS FRANKLIN TEMPLETON MUTUAL FDS. GLOBAL BOND FUND ADV CLASS ON 05/10/2016 AT 11.31	41.64	44.30 44.23	2.66- 2.59-
06/09/2016	06/10/2016	SOLD 3.691 SHS FRANKLIN TEMPLETON MUTUAL FDS. GLOBAL BOND FUND ADV CLASS ON 06/09/2016 AT 11.29	41.67	44.41 44.33	2.74- 2.66-
06/29/2016	06/30/2016	SOLD 3,598.339 SHS FRANKLIN TEMPLETON MUTUAL FDS. GLOBAL BOND FUND ADV CLASS ON 06/29/2016 AT 11.27	40,553.28	43,282.97 43,214.08	2,729.69- 2,660.80-
06/30/2016	07/01/2016	SOLD .5 SHS FRANKLIN TEMPLETON MUTUAL FDS. GLOBAL BOND FUND ADV CLASS ON 06/30/2016 AT 11.32	5.66	6.01 6.00	0.35- 0.34-

TRUST EB FORMAT

Statement Period
Account Number

07/01/2015 through 06/30/2016
115150007300

Schedule Of Sales

TRADE DATE	SETTLMT DATE	DESCRIPTION	PROCEEDS	MKT / COST BASIS	MKT / COST GAIN / LOSS
TOTAL 3,652.483 SHS			41,174.39	43,935.24 43,865.26	2,760.85- 2,690.87-
LEGG MASON WESTERN ASSET CORE PLUS BOND					
07/31/2015	08/03/2015	SOLD 2.392 SHS LEGG MASON WESTERN ASSET CORE PLUS BOND ON 07/31/2015 AT 11.60	27.75	27.53 27.51	0.22 0.24
08/19/2015	08/20/2015	SOLD 2.413 SHS LEGG MASON WESTERN ASSET CORE PLUS BOND ON 08/19/2015 AT 11.59	27.97	27.89 27.88	0.08 0.09
09/11/2015	09/14/2015	SOLD 3.876 SHS LEGG MASON WESTERN ASSET CORE PLUS BOND ON 09/11/2015 AT 11.53	44.69	44.81 44.79	0.12- 0.10-
10/07/2015	10/08/2015	SOLD 3.798 SHS LEGG MASON WESTERN ASSET CORE PLUS BOND ON 10/07/2015 AT 11.57	43.94	43.90 43.88	0.04 0.06
11/16/2015	11/17/2015	SOLD 3.95 SHS LEGG MASON WESTERN ASSET CORE PLUS BOND ON 11/16/2015 AT 11.48	45.35	45.66 45.64	0.31- 0.29-
12/08/2015	12/09/2015	SOLD 3.937 SHS LEGG MASON WESTERN ASSET CORE PLUS BOND ON 12/08/2015 AT 11.50	45.28	45.51 45.49	0.23- 0.21-
12/28/2015	12/29/2015	SOLD 133.38 SHS LEGG MASON WESTERN ASSET CORE PLUS BOND ON 12/28/2015 AT 11.46	1,528.54	1,541.81 1,541.15	13.27- 12.61-
01/13/2016	01/14/2016	SOLD 3.896 SHS LEGG MASON WESTERN ASSET CORE PLUS BOND ON 01/13/2016 AT 11.47	44.69	45.03 45.02	0.34- 0.33-
02/05/2016	02/08/2016	SOLD 3.804 SHS LEGG MASON WESTERN ASSET CORE PLUS BOND ON 02/05/2016 AT 11.42	43.44	43.97 43.95	0.53- 0.51-
03/10/2016	03/11/2016	SOLD 3.768 SHS LEGG MASON WESTERN ASSET CORE PLUS BOND ON 03/10/2016 AT 11.46	43.18	43.55 43.53	0.37- 0.35-

TRUST EB FORMAT

Statement Period
Account Number

07/01/2015 through 06/30/2016
115150007300

Schedule Of Sales

TRADE DATE	SETTLMT DATE	DESCRIPTION	PROCEEDS	MKT / COST BASIS	MKT / COST GAIN / LOSS
04/07/2016	04/08/2016	SOLD 3.871 SHS LEGG MASON WESTERN ASSET CORE PLUS BOND ON 04/07/2016 AT 11.63	45.02	44.74 44.73	0.28 0.29
05/10/2016	05/11/2016	SOLD 3.876 SHS LEGG MASON WESTERN ASSET CORE PLUS BOND ON 05/10/2016 AT 11.70	45.35	44.80 44.78	0.55 0.57
06/09/2016	06/10/2016	SOLD 3.856 SHS LEGG MASON WESTERN ASSET CORE PLUS BOND ON 06/09/2016 AT 11.77	45.39	44.57 44.55	0.82 0.84
06/29/2016	06/30/2016	SOLD 3,956.891 SHS LEGG MASON WESTERN ASSET CORE PLUS BOND ON 06/29/2016 AT 11.85	46,889.16	45,739.54 45,720.21	1,149.62 1,168.95
06/30/2016	07/01/2016	SOLD .5 SHS LEGG MASON WESTERN ASSET CORE PLUS BOND ON 06/30/2016 AT 11.87	5.94	5.78 5.78	0.16 0.16
TOTAL 4,134.208 SHS			48,925.69	47,789.09 47,768.89	1,136.60 1,156.80
TOTAL MUTUAL FUND - FIXED INCOME			223,743.15	225,279.26 225,194.76	1,536.11 - 1,451.61 -
MUTUAL FUND - DOMESTIC EQUITY					
ALGER FUNDS SPECTRA Z					
07/31/2015	08/03/2015	SOLD 1.204 SHS ALGER FUNDS SPECTRA Z ON 07/31/2015 AT 19.21	23.13	22.55 22.44	0.58 0.69
08/19/2015	08/20/2015	SOLD 1.242 SHS ALGER FUNDS SPECTRA Z ON 08/19/2015 AT 18.77	23.31	23.29 23.24	0.02 0.07
09/11/2015	09/14/2015	SOLD 2.069 SHS ALGER FUNDS SPECTRA Z ON 09/11/2015 AT 18.00	37.25	38.80 38.71	1.55 - 1.46 -
10/07/2015	10/08/2015	SOLD 2.067 SHS ALGER FUNDS SPECTRA Z ON 10/07/2015 AT 17.72	36.62	38.77 38.67	2.15 - 2.05 -
11/16/2015	11/17/2015	SOLD 2.039 SHS ALGER FUNDS SPECTRA Z ON 11/16/2015 AT 18.54	37.80	38.24 38.15	0.44 - 0.35 -
12/08/2015	12/09/2015	SOLD 1.987 SHS ALGER FUNDS SPECTRA Z ON 12/08/2015 AT 18.99	37.74	37.27 37.18	0.47 0.56

TRUST EB FORMAT

Statement Period
Account Number

07/01/2015 through 06/30/2016
115150007300

Schedule Of Sales

TRADE DATE	SETTLMT DATE	DESCRIPTION	PROCEEDS	MKT / COST BASIS	MKT / COST GAIN / LOSS
12/28/2015	12/29/2015	SOLD 83.147 SHS ALGER FUNDS SPECTRA Z ON 12/28/2015 AT 17.37	1,444.27	1,550.76 1,547.31	106.49- 103.04-
01/13/2016	01/14/2016	SOLD 2.365 SHS ALGER FUNDS SPECTRA Z ON 01/13/2016 AT 15.75	37.25	44.11 44.01	6.86- 6.76-
02/05/2016	02/08/2016	SOLD 2.385 SHS ALGER FUNDS SPECTRA Z ON 02/05/2016 AT 15.18	36.21	44.48 44.38	8.27- 8.17-
03/10/2016	03/11/2016	SOLD 2.258 SHS ALGER FUNDS SPECTRA Z ON 03/10/2016 AT 15.94	36.00	42.11 42.02	6.11- 6.02-
04/07/2016	04/08/2016	SOLD 2.264 SHS ALGER FUNDS SPECTRA Z ON 04/07/2016 AT 16.58	37.53	42.23 42.13	4.70- 4.60-
05/10/2016	05/11/2016	SOLD 2.263 SHS ALGER FUNDS SPECTRA Z ON 05/10/2016 AT 16.70	37.80	42.21 42.11	4.41- 4.31-
06/09/2016	06/10/2016	SOLD 2.216 SHS ALGER FUNDS SPECTRA Z ON 06/09/2016 AT 17.07	37.83	41.33 41.24	3.50- 3.41-
TOTAL 107.506 SHS			1,862.74	2,006.15 2,001.59	143.41- 138.85-
COLUMBIA CONTRARIAN CORE					
07/31/2015	08/03/2015	SOLD 1.007 SHS COLUMBIA CONTRARIAN CORE ON 07/31/2015 AT 22.97	23.13	22.79 22.72	0.34 0.41
08/19/2015	08/20/2015	SOLD 1.021 SHS COLUMBIA CONTRARIAN CORE ON 08/19/2015 AT 22.82	23.31	23.24 23.20	0.07 0.11
09/11/2015	09/14/2015	SOLD 1.721 SHS COLUMBIA CONTRARIAN CORE ON 09/11/2015 AT 21.64	37.25	39.17 39.11	1.92- 1.86-
10/07/2015	10/08/2015	SOLD 1.677 SHS COLUMBIA CONTRARIAN CORE ON 10/07/2015 AT 21.84	36.62	38.17 38.11	1.55- 1.49-
11/16/2015	11/17/2015	SOLD 1.67 SHS COLUMBIA CONTRARIAN CORE ON 11/16/2015 AT 22.63	37.80	38.01 37.95	0.21- 0.15-

TRUST EB FORMAT

Statement Period
Account Number

07/01/2015 through 06/30/2016
115150007300

Schedule Of Sales

TRADE DATE	SETTLMT DATE	DESCRIPTION	PROCEEDS	MKT / COST BASIS	MKT / COST GAIN / LOSS
12/08/2015	12/09/2015	SOLD 1.655 SHS COLUMBIA CONTRARIAN CORE ON 12/08/2015 AT 22.80	37.74	37.67 37.61	0.07 0.13
12/28/2015	12/29/2015	SOLD 57.884 SHS COLUMBIA CONTRARIAN CORE ON 12/28/2015 AT 21.49	1,243.92	1,311.67 1,309.75	67.75- 65.83-
01/13/2016	01/14/2016	SOLD 1.885 SHS COLUMBIA CONTRARIAN CORE ON 01/13/2016 AT 19.76	37.25	42.71 42.65	5.46- 5.40-
02/05/2016	02/08/2016	SOLD 1.841 SHS COLUMBIA CONTRARIAN CORE ON 02/05/2016 AT 19.67	36.21	41.72 41.66	5.51- 5.45-
03/10/2016	03/11/2016	SOLD 1.737 SHS COLUMBIA CONTRARIAN CORE ON 03/10/2016 AT 20.72	36.00	39.36 39.30	3.36- 3.30-
04/07/2016	04/08/2016	SOLD 1.759 SHS COLUMBIA CONTRARIAN CORE ON 04/07/2016 AT 21.33	37.53	39.86 39.80	2.33- 2.27-
05/10/2016	05/11/2016	SOLD 1.733 SHS COLUMBIA CONTRARIAN CORE ON 05/10/2016 AT 21.81	37.80	39.27 39.21	1.47- 1.41-
06/09/2016	06/10/2016	SOLD 1.709 SHS COLUMBIA CONTRARIAN CORE ON 06/09/2016 AT 22.14	37.83	38.73 38.67	0.90- 0.84-
TOTAL 77.299 SHS			1,662.39	1,752.37 1,749.74	89.98- 87.35-
OAKMARK SELECT					
07/31/2015	08/03/2015	SOLD .682 SHS OAKMARK SELECT ON 07/31/2015 AT 40.76	27.78	27.51 27.34	0.27 0.44
08/19/2015	08/20/2015	SOLD .694 SHS OAKMARK SELECT ON 08/19/2015 AT 40.34	27.98	28.16 28.07	0.18- 0.09-
09/11/2015	09/14/2015	SOLD 1.18 SHS OAKMARK SELECT ON 09/11/2015 AT 37.90	44.71	47.88 47.73	3.17- 3.02-

TRUST EB FORMAT

Statement Period
Account Number

07/01/2015 through 06/30/2016
115150007300

Schedule Of Sales

TRADE DATE	SETTLMT DATE	DESCRIPTION	PROCEEDS	MKT / COST BASIS	MKT / COST GAIN / LOSS
10/07/2015	10/08/2015	SOLD 1.137 SHS OAKMARK SELECT ON 10/07/2015 AT 38.65	43.94	46.13 45.99	2.19- 2.05-
11/16/2015	11/17/2015	SOLD 1.139 SHS OAKMARK SELECT ON 11/16/2015 AT 39.84	45.36	46.21 46.07	0.85- 0.71-
12/08/2015	12/09/2015	SOLD 1.144 SHS OAKMARK SELECT ON 12/08/2015 AT 39.57	45.27	46.42 46.27	1.15- 1.00-
12/28/2015	12/29/2015	SOLD 4.564 SHS OAKMARK SELECT ON 12/28/2015 AT 39.30	179.38	185.15 184.58	5.77- 5.20-
01/13/2016	01/14/2016	SOLD 1.266 SHS OAKMARK SELECT ON 01/13/2016 AT 35.31	44.72	51.36 51.20	6.64- 6.48-
02/05/2016	02/08/2016	SOLD 1.283 SHS OAKMARK SELECT ON 02/05/2016 AT 33.91	43.50	52.05 51.89	8.55- 8.39-
03/10/2016	03/11/2016	SOLD 1.215 SHS OAKMARK SELECT ON 03/10/2016 AT 35.55	43.19	49.29 49.14	6.10- 5.95-
04/07/2016	04/08/2016	SOLD 1.248 SHS OAKMARK SELECT ON 04/07/2016 AT 36.10	45.05	50.63 50.47	5.58- 5.42-
05/10/2016	05/11/2016	SOLD 1.2 SHS OAKMARK SELECT ON 05/10/2016 AT 37.81	45.37	48.68 48.53	3.31- 3.16-
06/09/2016	06/10/2016	SOLD 1.172 SHS OAKMARK SELECT ON 06/09/2016 AT 38.71	45.37	47.54 47.40	2.17- 2.03-
TOTAL 17.924 SHS			681.62	727.01 724.68	45.39- 43.06-
HARTFORD FUNDS MIDCAP CLASS Y					
07/31/2015	08/03/2015	SOLD .593 SHS HARTFORD FUNDS MIDCAP CLASS Y ON 07/31/2015 AT 31.19	18.51	18.06 17.97	0.45 0.54
08/19/2015	08/20/2015	SOLD .597 SHS HARTFORD FUNDS MIDCAP CLASS Y ON 08/19/2015 AT 31.23	18.65	18.36 18.31	0.29 0.34
09/11/2015	09/14/2015	SOLD 1.003 SHS HARTFORD FUNDS MIDCAP CLASS Y ON 09/11/2015 AT 29.72	29.81	30.84 30.77	1.03- 0.96-

TRUST EB FORMAT

Statement Period
Account Number

07/01/2015 through 06/30/2016
115150007300

Schedule Of Sales

TRADE DATE	SETTLMT DATE	DESCRIPTION	PROCEEDS	MKT / COST BASIS	MKT / COST GAIN / LOSS
10/07/2015	10/08/2015	SOLD .987 SHS HARTFORD FUNDS MIDCAP CLASS Y ON 10/07/2015 AT 29.70	29.30	30.35 30.28	1.05- 0.98-
11/16/2015	11/17/2015	SOLD 1 SH HARTFORD FUNDS MIDCAP CLASS Y ON 11/16/2015 AT 30.26	30.25	30.75 30.68	0.50- 0.43-
12/08/2015	12/09/2015	SOLD 1.007 SHS HARTFORD FUNDS MIDCAP CLASS Y ON 12/08/2015 AT 29.99	30.20	30.97 30.89	0.77- 0.69-
01/13/2016	01/14/2016	SOLD 1.206 SHS HARTFORD FUNDS MIDCAP CLASS Y ON 01/13/2016 AT 24.72	29.80	36.77 36.69	6.97- 6.89-
02/05/2016	02/08/2016	SOLD 1.187 SHS HARTFORD FUNDS MIDCAP CLASS Y ON 02/05/2016 AT 24.41	28.97	36.19 36.11	7.22- 7.14-
03/10/2016	03/11/2016	SOLD 1.095 SHS HARTFORD FUNDS MIDCAP CLASS Y ON 03/10/2016 AT 26.29	28.80	33.39 33.31	4.59- 4.51-
04/07/2016	04/08/2016	SOLD 1.109 SHS HARTFORD FUNDS MIDCAP CLASS Y ON 04/07/2016 AT 27.08	30.03	33.81 33.74	3.78- 3.71-
05/10/2016	05/11/2016	SOLD 1.085 SHS HARTFORD FUNDS MIDCAP CLASS Y ON 05/10/2016 AT 27.88	30.25	33.08 33.01	2.83- 2.76-
06/09/2016	06/10/2016	SOLD 1.046 SHS HARTFORD FUNDS MIDCAP CLASS Y ON 06/09/2016 AT 28.94	30.27	31.89 31.82	1.62- 1.55-
TOTAL 11.915 SHS			334.84	364.46 363.58	29.62- 28.74-
ROYCE FUNDS SPECIAL EQUITY					
07/31/2015	08/03/2015	SOLD .843 SHS ROYCE FUNDS SPECIAL EQUITY ON 07/31/2015 AT 21.95	18.51	19.06 19.07	0.55- 0.56-
08/19/2015	08/20/2015	SOLD .865 SHS ROYCE FUNDS SPECIAL EQUITY ON 08/19/2015 AT 21.56	18.66	19.12 19.13	0.46- 0.47-

TRUST EB FORMAT

Statement Period
Account Number

07/01/2015 through 06/30/2016
115150007300

Schedule Of Sales

TRADE DATE	SETTLMT DATE	DESCRIPTION	PROCEEDS	MKT / COST BASIS	MKT / COST GAIN / LOSS
09/11/2015	09/14/2015	SOLD 1.424 SHS ROYCE FUNDS SPECIAL EQUITY ON 09/11/2015 AT 20.93	29.81	31.48 31.49	1.67- 1.68-
10/07/2015	10/08/2015	SOLD 1.406 SHS ROYCE FUNDS SPECIAL EQUITY ON 10/07/2015 AT 20.85	29.31	31.08 31.09	1.77- 1.78-
11/16/2015	11/17/2015	SOLD 1.475 SHS ROYCE FUNDS SPECIAL EQUITY ON 11/16/2015 AT 20.51	30.25	32.61 32.62	2.36- 2.37-
12/08/2015	12/09/2015	SOLD 1.467 SHS ROYCE FUNDS SPECIAL EQUITY ON 12/08/2015 AT 20.58	30.20	32.43 32.44	2.23- 2.24-
12/28/2015	12/29/2015	SOLD 1,559.468 SHS ROYCE FUNDS SPECIAL EQUITY ON 12/28/2015 AT 17.99	28,054.83	33,761.45 33,768.23	5,706.62- 5,713.40-
TOTAL 1,566.948 SHS			28,211.57	33,927.23 33,934.07	5,715.66- 5,722.50-
UNDISCOVERED MANAGERS BEHAVIORAL VALUE INST					
01/13/2016	01/14/2016	SOLD .592 SHS UNDISCOVERED MANAGERS BEHAVIORAL VALUE INST ON 01/13/2016 AT 50.37	29.81	32.91 32.91	3.10- 3.10-
02/05/2016	02/08/2016	SOLD .567 SHS UNDISCOVERED MANAGERS BEHAVIORAL VALUE INST ON 02/05/2016 AT 51.08	28.98	31.52 31.52	2.54- 2.54-
03/10/2016	03/11/2016	SOLD .526 SHS UNDISCOVERED MANAGERS BEHAVIORAL VALUE INST ON 03/10/2016 AT 54.79	28.81	29.24 29.24	0.43- 0.43-
04/07/2016	04/08/2016	SOLD .535 SHS UNDISCOVERED MANAGERS BEHAVIORAL VALUE INST ON 04/07/2016 AT 56.15	30.03	29.74 29.74	0.29 0.29
05/10/2016	05/11/2016	SOLD .52 SHS UNDISCOVERED MANAGERS BEHAVIORAL VALUE INST ON 05/10/2016 AT 58.21	30.25	28.91 28.91	1.34 1.34

TRUST EB FORMAT

Statement Period
Account Number

07/01/2015 through 06/30/2016
115150007300

Schedule Of Sales

TRADE DATE	SETTLMT DATE	DESCRIPTION	PROCEEDS	MKT / COST BASIS	MKT / COST GAIN / LOSS
06/09/2016	06/10/2016	SOLD .504 SHS UNDISCOVERED MANAGERS BEHAVIORAL VALUE INST ON 06/09/2016 AT 60.02	30.28	28.02 28.02	2.26 2.26
06/29/2016	06/30/2016	SOLD 534.451 SHS UNDISCOVERED MANAGERS BEHAVIORAL VALUE INST ON 06/29/2016 AT 56.62	30,260.62	29,710.12 29,710.12	550.50 550.50
06/30/2016	07/01/2016	SOLD .5 SHS UNDISCOVERED MANAGERS BEHAVIORAL VALUE INST ON 06/30/2016 AT 57.44	28.72	27.79 27.79	0.93 0.93
TOTAL 538.195 SHS			30,467.50	29,918.25 29,918.25	549.25 549.25
VANGUARD GROUP MID CAP INDEX FUND					
07/31/2015	08/03/2015	SOLD .525 SHS VANGUARD GROUP MID CAP INDEX FUND ON 07/31/2015 AT 35.25	18.51	18.28 18.21	0.23 0.30
08/19/2015	08/20/2015	SOLD .531 SHS VANGUARD GROUP MID CAP INDEX FUND ON 08/19/2015 AT 35.15	18.65	18.55 18.51	0.10 0.14
09/11/2015	09/14/2015	SOLD .894 SHS VANGUARD GROUP MID CAP INDEX FUND ON 09/11/2015 AT 33.34	29.81	31.23 31.17	1.42- 1.36-
10/07/2015	10/08/2015	SOLD .884 SHS VANGUARD GROUP MID CAP INDEX FUND ON 10/07/2015 AT 33.16	29.30	30.86 30.80	1.56- 1.50-
11/16/2015	11/17/2015	SOLD .912 SHS VANGUARD GROUP MID CAP INDEX FUND ON 11/16/2015 AT 33.17	30.25	31.84 31.78	1.59- 1.53-
12/08/2015	12/09/2015	SOLD .905 SHS VANGUARD GROUP MID CAP INDEX FUND ON 12/08/2015 AT 33.37	30.20	31.60 31.53	1.40- 1.33-
01/13/2016	01/14/2016	SOLD .997 SHS VANGUARD GROUP MID CAP INDEX FUND ON 01/13/2016 AT 29.89	29.80	34.78 34.71	4.98- 4.91-

TRUST EB FORMAT

Statement Period
Account Number

07/01/2015 through 06/30/2016
115150007300

Schedule Of Sales

TRADE DATE	SETTLMT DATE	DESCRIPTION	PROCEEDS	MKT / COST BASIS	MKT / COST GAIN / LOSS
02/05/2016	02/08/2016	SOLD .981 SHS VANGUARD GROUP MID CAP INDEX FUND ON 02/05/2016 AT 29.52	28.97	34.22 34.15	5.25- 5.18-
03/10/2016	03/11/2016	SOLD .904 SHS VANGUARD GROUP MID CAP INDEX FUND ON 03/10/2016 AT 31.87	28.80	31.53 31.47	2.73- 2.67-
04/07/2016	04/08/2016	SOLD .919 SHS VANGUARD GROUP MID CAP INDEX FUND ON 04/07/2016 AT 32.69	30.03	32.05 31.99	2.02- 1.96-
05/10/2016	05/11/2016	SOLD .902 SHS VANGUARD GROUP MID CAP INDEX FUND ON 05/10/2016 AT 33.52	30.25	31.46 31.40	1.21- 1.15-
06/09/2016	06/10/2016	SOLD .878 SHS VANGUARD GROUP MID CAP INDEX FUND ON 06/09/2016 AT 34.48	30.27	30.62 30.56	0.35- 0.29-
06/29/2016	06/30/2016	SOLD 904.779 SHS VANGUARD GROUP MID CAP INDEX FUND ON 06/29/2016 AT 33.29	30,120.09	31,551.47 31,489.74	1,431.38- 1,369.65-
TOTAL 915.011 SHS			30,454.93	31,908.49 31,846.02	1,453.56- 1,391.09-
TOTAL MUTUAL FUND - DOMESTIC EQUITY			93,675.59	100,603.96 100,537.93	6,928.37- 6,862.34-
MUTUAL FUND - INTERNATIONAL EQUITY					
BRANDES FUNDS INSTITUTIONAL INTERNATIONAL EQ					
07/31/2015	08/03/2015	SOLD 1.361 SHS BRANDES FUNDS INSTITUTIONAL INTERNATIONAL EQ ON 07/31/2015 AT 16.99	23.13	23.14 23.38	0.01- 0.25-
08/19/2015	08/20/2015	SOLD 1.414 SHS BRANDES FUNDS INSTITUTIONAL INTERNATIONAL EQ ON 08/19/2015 AT 16.48	23.31	24.00 24.13	0.69- 0.82-
09/11/2015	09/14/2015	SOLD 2.388 SHS BRANDES FUNDS INSTITUTIONAL INTERNATIONAL EQ ON 09/11/2015 AT 15.60	37.25	40.54 40.75	3.29- 3.50-

TRUST EB FORMAT

Statement Period
Account Number

07/01/2015 through 06/30/2016
115150007300

Schedule Of Sales

TRADE DATE	SETTLMT DATE	DESCRIPTION	PROCEEDS	MKT / COST BASIS	MKT / COST GAIN / LOSS
10/07/2015	10/08/2015	SOLD 2.319 SHS BRANDES FUNDS INSTITUTIONAL INTERNATIONAL EQ ON 10/07/2015 AT 15.79	36.62	39.34 39.54	2.72- 2.92-
11/16/2015	11/17/2015	SOLD 2.414 SHS BRANDES FUNDS INSTITUTIONAL INTERNATIONAL EQ ON 11/16/2015 AT 15.66	37.80	40.95 41.16	3.15- 3.36-
12/08/2015	12/09/2015	SOLD 2.465 SHS BRANDES FUNDS INSTITUTIONAL INTERNATIONAL EQ ON 12/08/2015 AT 15.31	37.74	41.81 42.03	4.07- 4.29-
01/13/2016	01/14/2016	SOLD 2.621 SHS BRANDES FUNDS INSTITUTIONAL INTERNATIONAL EQ ON 01/13/2016 AT 14.21	37.25	44.19 44.40	6.94- 7.15-
02/05/2016	02/08/2016	SOLD 2.557 SHS BRANDES FUNDS INSTITUTIONAL INTERNATIONAL EQ ON 02/05/2016 AT 14.16	36.21	43.11 43.32	6.90- 7.11-
03/10/2016	03/11/2016	SOLD 2.407 SHS BRANDES FUNDS INSTITUTIONAL INTERNATIONAL EQ ON 03/10/2016 AT 14.95	35.99	40.58 40.78	4.59- 4.79-
04/07/2016	04/08/2016	SOLD 2.535 SHS BRANDES FUNDS INSTITUTIONAL INTERNATIONAL EQ ON 04/07/2016 AT 14.80	37.52	42.72 42.93	5.20- 5.41-
05/10/2016	05/11/2016	SOLD 2.447 SHS BRANDES FUNDS INSTITUTIONAL INTERNATIONAL EQ ON 05/10/2016 AT 15.45	37.80	41.24 41.44	3.44- 3.64-
06/09/2016	06/10/2016	SOLD 2.436 SHS BRANDES FUNDS INSTITUTIONAL INTERNATIONAL EQ ON 06/09/2016 AT 15.53	37.83	41.05 41.25	3.22- 3.42-
06/29/2016	06/30/2016	SOLD 2,432.733 SHS BRANDES FUNDS INSTITUTIONAL INTERNATIONAL EQ ON 06/29/2016 AT 14.83	36,077.43	40,999.03 41,199.33	4,921.60- 5,121.90-
06/30/2016	07/01/2016	SOLD .5 SHS BRANDES FUNDS INSTITUTIONAL INTERNATIONAL EQ ON 06/30/2016 AT 14.78	7.39	8.43 8.47	1.04- 1.08-
TOTAL 2,460.597 SHS			36,503.27	41,470.13 41,672.91	4,966.86- 5,169.64-

TRUST EB FORMAT

Statement Period
Account Number

07/01/2015 through 06/30/2016
115150007300

Schedule Of Sales

TRADE DATE	SETTLMT DATE	DESCRIPTION	PROCEEDS	MKT / COST BASIS	MKT / COST GAIN / LOSS
		BRANDES FUNDS INTERNATIONAL SMALL CAP EQUITY			
07/31/2015	08/03/2015	SOLD .867 SHS BRANDES FUNDS INTERNATIONAL SMALL CAP EQUITY ON 07/31/2015 AT 13.34	11.57	11.36 11.39	0.21 0.18
08/19/2015	08/20/2015	SOLD .877 SHS BRANDES FUNDS INTERNATIONAL SMALL CAP EQUITY ON 08/19/2015 AT 13.30	11.66	11.61 11.63	0.05 0.03
09/11/2015	09/14/2015	SOLD 1.452 SHS BRANDES FUNDS INTERNATIONAL SMALL CAP EQUITY ON 09/11/2015 AT 12.83	18.63	19.23 19.26	0.60- 0.63-
10/07/2015	10/08/2015	SOLD 1.397 SHS BRANDES FUNDS INTERNATIONAL SMALL CAP EQUITY ON 10/07/2015 AT 13.11	18.32	18.50 18.53	0.18- 0.21-
11/16/2015	11/17/2015	SOLD 1.445 SHS BRANDES FUNDS INTERNATIONAL SMALL CAP EQUITY ON 11/16/2015 AT 13.09	18.91	19.14 19.17	0.23- 0.26-
12/08/2015	12/09/2015	SOLD 1.472 SHS BRANDES FUNDS INTERNATIONAL SMALL CAP EQUITY ON 12/08/2015 AT 12.83	18.88	19.49 19.52	0.61- 0.64-
12/28/2015	12/29/2015	SOLD 31.847 SHS BRANDES FUNDS INTERNATIONAL SMALL CAP EQUITY ON 12/28/2015 AT 12.93	411.78	421.67 422.30	9.89- 10.52-
01/13/2016	01/14/2016	SOLD 1.535 SHS BRANDES FUNDS INTERNATIONAL SMALL CAP EQUITY ON 01/13/2016 AT 12.14	18.63	20.31 20.34	1.68- 1.71-
02/05/2016	02/08/2016	SOLD 1.509 SHS BRANDES FUNDS INTERNATIONAL SMALL CAP EQUITY ON 02/05/2016 AT 12.00	18.11	19.97 20.00	1.86- 1.89-
03/10/2016	03/11/2016	SOLD 1.425 SHS BRANDES FUNDS INTERNATIONAL SMALL CAP EQUITY ON 03/10/2016 AT 12.64	18.01	18.86 18.88	0.85- 0.87-
04/07/2016	04/08/2016	SOLD 1.454 SHS BRANDES FUNDS INTERNATIONAL SMALL CAP EQUITY ON 04/07/2016 AT 12.91	18.77	19.24 19.27	0.47- 0.50-

TRUST EB FORMAT

Statement Period
Account Number

07/01/2015 through 06/30/2016
115150007300

Schedule Of Sales

TRADE DATE	SETTLMT DATE	DESCRIPTION	PROCEEDS	MKT / COST BASIS	MKT / COST GAIN / LOSS
05/10/2016	05/11/2016	SOLD 1.423 SHS BRANDES FUNDS INTERNATIONAL SMALL CAP EQUITY ON 05/10/2016 AT 13.29	18.91	18.83 18.86	0.08 0.05
06/09/2016	06/10/2016	SOLD 1.4 SHS BRANDES FUNDS INTERNATIONAL SMALL CAP EQUITY ON 06/09/2016 AT 13.52	18.93	18.53 18.55	0.40 0.38
TOTAL 48.103 SHS			621.11	636.74 637.70	15.63- 16.59-
BRANDES FUNDS EMERGING MARKETS FUND CLASS I					
07/31/2015	08/03/2015	SOLD 1.297 SHS BRANDES FUNDS EMERGING MARKETS FUND CLASS I ON 07/31/2015 AT 7.13	9.25	9.97 9.92	0.72- 0.67-
08/19/2015	08/20/2015	SOLD 1.393 SHS BRANDES FUNDS EMERGING MARKETS FUND CLASS I ON 08/19/2015 AT 6.69	9.32	10.19 10.16	0.87- 0.84-
09/11/2015	09/14/2015	SOLD 2.324 SHS BRANDES FUNDS EMERGING MARKETS FUND CLASS I ON 09/11/2015 AT 6.41	14.90	17.00 16.95	2.10- 2.05-
10/07/2015	10/08/2015	SOLD 2.202 SHS BRANDES FUNDS EMERGING MARKETS FUND CLASS I ON 10/07/2015 AT 6.65	14.64	16.09 16.04	1.45- 1.40-
11/16/2015	11/17/2015	SOLD 2.23 SHS BRANDES FUNDS EMERGING MARKETS FUND CLASS I ON 11/16/2015 AT 6.78	15.12	16.29 16.25	1.17- 1.13-
12/08/2015	12/09/2015	SOLD 2.329 SHS BRANDES FUNDS EMERGING MARKETS FUND CLASS I ON 12/08/2015 AT 6.48	15.09	17.01 16.97	1.92- 1.88-
01/13/2016	01/14/2016	SOLD 2.563 SHS BRANDES FUNDS EMERGING MARKETS FUND CLASS I ON 01/13/2016 AT 5.81	14.89	18.54 18.50	3.65- 3.61-
02/05/2016	02/08/2016	SOLD 2.374 SHS BRANDES FUNDS EMERGING MARKETS FUND CLASS I ON 02/05/2016 AT 6.10	14.48	17.18 17.14	2.70- 2.66-

TRUST EB FORMAT

Statement Period
Account Number

07/01/2015 through 06/30/2016
115150007300

Schedule Of Sales

TRADE DATE	SETTLMT DATE	DESCRIPTION	PROCEEDS	MKT / COST BASIS	MKT / COST GAIN / LOSS
03/10/2016	03/11/2016	SOLD 2.092 SHS BRANDES FUNDS EMERGING MARKETS FUND CLASS I ON 03/10/2016 AT 6.88	14.39	15.14 15.10	0.75- 0.71-
04/07/2016	04/08/2016	SOLD 2.157 SHS BRANDES FUNDS EMERGING MARKETS FUND CLASS I ON 04/07/2016 AT 6.96	15.01	15.61 15.57	0.60- 0.56-
05/10/2016	05/11/2016	SOLD 2.091 SHS BRANDES FUNDS EMERGING MARKETS FUND CLASS I ON 05/10/2016 AT 7.23	15.12	15.13 15.09	0.01- 0.03
06/09/2016	06/10/2016	SOLD 2.034 SHS BRANDES FUNDS EMERGING MARKETS FUND CLASS I ON 06/09/2016 AT 7.44	15.13	14.72 14.68	0.41 0.45
06/29/2016	06/30/2016	SOLD 232.85 SHS BRANDES FUNDS EMERGING MARKETS FUND CLASS I ON 06/29/2016 AT 7.40	1,723.09	1,684.78 1,680.76	38.31 42.33
TOTAL 257.936 SHS			1,890.43	1,867.65 1,863.13	22.78 27.30
HARTFORD HARTFORD INTERNATIONAL VALUE INSTL					
07/31/2015	08/03/2015	SOLD 1.216 SHS HARTFORD HARTFORD INTERNATIONAL VALUE INSTL ON 07/31/2015 AT 15.21	18.50	18.62 18.60	0.12- 0.10-
08/19/2015	08/20/2015	SOLD 1.247 SHS HARTFORD HARTFORD INTERNATIONAL VALUE INSTL ON 08/19/2015 AT 14.95	18.64	19.09 19.08	0.45- 0.44-
09/11/2015	09/14/2015	SOLD 2.107 SHS HARTFORD HARTFORD INTERNATIONAL VALUE INSTL ON 09/11/2015 AT 14.14	29.79	32.25 32.24	2.46- 2.45-
10/07/2015	10/08/2015	SOLD 2.02 SHS HARTFORD HARTFORD INTERNATIONAL VALUE INSTL ON 10/07/2015 AT 14.50	29.29	30.92 30.91	1.63- 1.62-
11/16/2015	11/17/2015	SOLD 2.123 SHS HARTFORD HARTFORD INTERNATIONAL VALUE INSTL ON 11/16/2015 AT 14.24	30.23	32.49 32.48	2.26- 2.25-

TRUST EB FORMAT

Statement Period
Account Number

07/01/2015 through 06/30/2016
115150007300

Schedule Of Sales

TRADE DATE	SETTLMT DATE	DESCRIPTION	PROCEEDS	MKT / COST BASIS	MKT / COST GAIN / LOSS
12/08/2015	12/09/2015	SOLD 2.136 SHS HARTFORD HARTFORD INTERNATIONAL VALUE INSTL ON 12/08/2015 AT 14.13	30.18	32.69 32.68	2.51- 2.50-
01/13/2016	01/14/2016	SOLD 2.336 SHS HARTFORD HARTFORD INTERNATIONAL VALUE INSTL ON 01/13/2016 AT 12.75	29.79	35.51 35.50	5.72- 5.71-
02/05/2016	02/08/2016	SOLD 2.334 SHS HARTFORD HARTFORD INTERNATIONAL VALUE INSTL ON 02/05/2016 AT 12.41	28.96	35.48 35.47	6.52- 6.51-
03/10/2016	03/11/2016	SOLD 2.204 SHS HARTFORD HARTFORD INTERNATIONAL VALUE INSTL ON 03/10/2016 AT 13.06	28.79	33.51 33.50	4.72- 4.71-
04/07/2016	04/08/2016	SOLD 2.335 SHS HARTFORD HARTFORD INTERNATIONAL VALUE INSTL ON 04/07/2016 AT 12.85	30.01	35.50 35.49	5.49- 5.48-
05/10/2016	05/11/2016	SOLD 2.216 SHS HARTFORD HARTFORD INTERNATIONAL VALUE INSTL ON 05/10/2016 AT 13.64	30.23	33.69 33.68	3.46- 3.45-
06/09/2016	06/10/2016	SOLD 2.158 SHS HARTFORD HARTFORD INTERNATIONAL VALUE INSTL ON 06/09/2016 AT 14.02	30.26	32.81 32.80	2.55- 2.54-
06/29/2016	06/30/2016	SOLD 2,155.345 SHS HARTFORD HARTFORD INTERNATIONAL VALUE INSTL ON 06/29/2016 AT 13.19	28,429.00	32,767.83 32,757.84	4,338.83- 4,328.84-
06/30/2016	07/01/2016	SOLD .5 SHS HARTFORD HARTFORD INTERNATIONAL VALUE INSTL ON 06/30/2016 AT 13.32	6.66	7.60 7.60	0.94- 0.94-
TOTAL 2,180.277 SHS			28,770.33	33,147.99 33,137.87	4,377.66- 4,367.54-
CLEARBRIDGE INTERNATIONAL SMALL CAP I					
07/31/2015	08/03/2015	SOLD .696 SHS CLEARBRIDGE INTERNATIONAL SMALL CAP I ON 07/31/2015 AT 16.62	11.57	11.69 11.65	0.12- 0.08-

TRUST EB FORMAT

Statement Period
Account Number

07/01/2015 through 06/30/2016
115150007300

Schedule Of Sales

TRADE DATE	SETTLMT DATE	DESCRIPTION	PROCEEDS	MKT / COST BASIS	MKT / COST GAIN / LOSS
08/19/2015	08/20/2015	SOLD .714 SHS CLEARBRIDGE INTERNATIONAL SMALL CAP I ON 08/19/2015 AT 16.34	11.66	11.90 11.88	0.24- 0.22-
09/11/2015	09/14/2015	SOLD 1.196 SHS CLEARBRIDGE INTERNATIONAL SMALL CAP I ON 09/11/2015 AT 15.58	18.63	19.94 19.91	1.31- 1.28-
10/07/2015	10/08/2015	SOLD 1.164 SHS CLEARBRIDGE INTERNATIONAL SMALL CAP I ON 10/07/2015 AT 15.74	18.32	19.40 19.37	1.08- 1.05-
11/16/2015	11/17/2015	SOLD 1.226 SHS CLEARBRIDGE INTERNATIONAL SMALL CAP I ON 11/16/2015 AT 15.43	18.91	20.44 20.41	1.53- 1.50-
12/08/2015	12/09/2015	SOLD 1.204 SHS CLEARBRIDGE INTERNATIONAL SMALL CAP I ON 12/08/2015 AT 15.68	18.88	20.07 20.04	1.19- 1.16-
01/13/2016	01/14/2016	SOLD 1.289 SHS CLEARBRIDGE INTERNATIONAL SMALL CAP I ON 01/13/2016 AT 14.45	18.63	21.41 21.38	2.78- 2.75-
02/05/2016	02/08/2016	SOLD 1.285 SHS CLEARBRIDGE INTERNATIONAL SMALL CAP I ON 02/05/2016 AT 14.09	18.11	21.34 21.31	3.23- 3.20-
03/10/2016	03/11/2016	SOLD 1.231 SHS CLEARBRIDGE INTERNATIONAL SMALL CAP I ON 03/10/2016 AT 14.63	18.01	20.45 20.42	2.44- 2.41-
04/07/2016	04/08/2016	SOLD 1.263 SHS CLEARBRIDGE INTERNATIONAL SMALL CAP I ON 04/07/2016 AT 14.86	18.77	20.98 20.95	2.21- 2.18-
05/10/2016	05/11/2016	SOLD 1.253 SHS CLEARBRIDGE INTERNATIONAL SMALL CAP I ON 05/10/2016 AT 15.09	18.91	20.81 20.78	1.90- 1.87-
06/09/2016	06/10/2016	SOLD 1.221 SHS CLEARBRIDGE INTERNATIONAL SMALL CAP I ON 06/09/2016 AT 15.50	18.93	20.28 20.25	1.35- 1.32-
06/29/2016	06/30/2016	SOLD 1,204.639 SHS CLEARBRIDGE INTERNATIONAL SMALL CAP I ON 06/29/2016 AT 14.48	17,443.17	20,009.56 19,981.04	2,566.39- 2,537.87-

TRUST EB FORMAT

Statement Period
Account Number

07/01/2015 through 06/30/2016
115150007300

Schedule Of Sales

TRADE DATE	SETTLMT DATE	DESCRIPTION	PROCEEDS	MKT / COST BASIS	MKT / COST GAIN / LOSS
06/30/2016	07/01/2016	SOLD .5 SHS CLEARBRIDGE INTERNATIONAL SMALL CAP I ON 06/30/2016 AT 14.62	7.31	8.31 8.29	1.00- 0.98-
TOTAL 1,218.881 SHS			17,659.81	20,246.58 20,217.68	2,586.77- 2,557.87-
AMERICAN FUNDS NEW PERSPECTIVE F2					
07/31/2015	08/03/2015	SOLD .355 SHS AMERICAN FUNDS NEW PERSPECTIVE F2 ON 07/31/2015 AT 39.08	13.88	13.58 13.55	0.30 0.33
08/19/2015	08/20/2015	SOLD .364 SHS AMERICAN FUNDS NEW PERSPECTIVE F2 ON 08/19/2015 AT 38.43	13.99	14.03 14.01	0.04- 0.02-
09/11/2015	09/14/2015	SOLD .608 SHS AMERICAN FUNDS NEW PERSPECTIVE F2 ON 09/11/2015 AT 36.79	22.35	23.43 23.41	1.08- 1.06-
10/07/2015	10/08/2015	SOLD .59 SHS AMERICAN FUNDS NEW PERSPECTIVE F2 ON 10/07/2015 AT 37.24	21.98	22.73 22.71	0.75- 0.73-
11/16/2015	11/17/2015	SOLD .592 SHS AMERICAN FUNDS NEW PERSPECTIVE F2 ON 11/16/2015 AT 38.29	22.68	22.81 22.79	0.13- 0.11-
12/08/2015	12/09/2015	SOLD .587 SHS AMERICAN FUNDS NEW PERSPECTIVE F2 ON 12/08/2015 AT 38.56	22.65	22.62 22.60	0.03 0.05
01/13/2016	01/14/2016	SOLD .678 SHS AMERICAN FUNDS NEW PERSPECTIVE F2 ON 01/13/2016 AT 32.97	22.35	25.98 25.96	3.63- 3.61-
02/05/2016	02/08/2016	SOLD .676 SHS AMERICAN FUNDS NEW PERSPECTIVE F2 ON 02/05/2016 AT 32.15	21.73	25.90 25.88	4.17- 4.15-
03/10/2016	03/11/2016	SOLD .636 SHS AMERICAN FUNDS NEW PERSPECTIVE F2 ON 03/10/2016 AT 33.98	21.60	24.37 24.35	2.77- 2.75-

TRUST EB FORMAT

Statement Period
Account Number

07/01/2015 through 06/30/2016
115150007300

Schedule Of Sales

TRADE DATE	SETTLMT DATE	DESCRIPTION	PROCEEDS	MKT / COST BASIS	MKT / COST GAIN / LOSS
04/07/2016	04/08/2016	SOLD .648 SHS AMERICAN FUNDS NEW PERSPECTIVE F2 ON 04/07/2016 AT 34.77	22.52	24.83 24.81	2.31- 2.29-
05/10/2016	05/11/2016	SOLD .64 SHS AMERICAN FUNDS NEW PERSPECTIVE F2 ON 05/10/2016 AT 35.41	22.68	24.52 24.50	1.84- 1.82-
06/09/2016	06/10/2016	SOLD .627 SHS AMERICAN FUNDS NEW PERSPECTIVE F2 ON 06/09/2016 AT 36.20	22.70	24.03 24.01	1.33- 1.31-
TOTAL 7.001 SHS			251.11	268.83 268.58	17.72- 17.47-
AMERICAN FUNDS NEW WORLD F2					
07/31/2015	08/03/2015	SOLD .171 SHS AMERICAN FUNDS NEW WORLD F2 ON 07/31/2015 AT 54.09	9.25	9.39 9.34	0.14- 0.09-
08/19/2015	08/20/2015	SOLD .179 SHS AMERICAN FUNDS NEW WORLD F2 ON 08/19/2015 AT 51.95	9.32	9.70 9.67	0.38- 0.35-
09/11/2015	09/14/2015	SOLD .303 SHS AMERICAN FUNDS NEW WORLD F2 ON 09/11/2015 AT 49.25	14.90	16.42 16.37	1.52- 1.47-
10/07/2015	10/08/2015	SOLD .289 SHS AMERICAN FUNDS NEW WORLD F2 ON 10/07/2015 AT 50.61	14.64	15.66 15.62	1.02- 0.98-
11/16/2015	11/17/2015	SOLD .297 SHS AMERICAN FUNDS NEW WORLD F2 ON 11/16/2015 AT 50.86	15.12	16.09 16.05	0.97- 0.93-
12/08/2015	12/09/2015	SOLD .299 SHS AMERICAN FUNDS NEW WORLD F2 ON 12/08/2015 AT 50.54	15.09	16.20 16.16	1.11- 1.07-
01/13/2016	01/14/2016	SOLD .322 SHS AMERICAN FUNDS NEW WORLD F2 ON 01/13/2016 AT 46.29	14.89	17.37 17.33	2.48- 2.44-
02/05/2016	02/08/2016	SOLD .316 SHS AMERICAN FUNDS NEW WORLD F2 ON 02/05/2016 AT 45.79	14.48	17.05 17.01	2.57- 2.53-
03/10/2016	03/11/2016	SOLD .3 SHS AMERICAN FUNDS NEW WORLD F2 ON 03/10/2016 AT 48.01	14.39	16.19 16.15	1.80- 1.76-
04/07/2016	04/08/2016	SOLD .305 SHS AMERICAN FUNDS NEW WORLD F2 ON 04/07/2016 AT 49.19	15.01	16.46 16.42	1.45- 1.41-

TRUST EB FORMAT

Statement Period
Account Number

07/01/2015 through 06/30/2016
115150007300

Schedule Of Sales

TRADE DATE	SETTLMT DATE	DESCRIPTION	PROCEEDS	MKT / COST BASIS	MKT / COST GAIN / LOSS
05/10/2016	05/11/2016	SOLD .302 SHS AMERICAN FUNDS NEW WORLD F2 ON 05/10/2016 AT 50.08	15.12	16.30 16.25	1.18- 1.13-
06/09/2016	06/10/2016	SOLD .293 SHS AMERICAN FUNDS NEW WORLD F2 ON 06/09/2016 AT 51.65	15.13	15.81 15.77	0.68- 0.64-
TOTAL 3.376 SHS			167.34	182.64 182.14	15.30- 14.80-
THORNBURG INVESTMENT INCOME BUILDER I					
07/31/2015	08/03/2015	SOLD 1.072 SHS THORNBURG INVESTMENT INCOME BUILDER I ON 07/31/2015 AT 21.57	23.13	22.88 22.89	0.25 0.24
08/19/2015	08/20/2015	SOLD 1.111 SHS THORNBURG INVESTMENT INCOME BUILDER I ON 08/19/2015 AT 20.98	23.31	23.72 23.73	0.41- 0.42-
09/11/2015	09/14/2015	SOLD 1.881 SHS THORNBURG INVESTMENT INCOME BUILDER I ON 09/11/2015 AT 19.80	37.25	40.16 40.17	2.91- 2.92-
10/07/2015	10/08/2015	SOLD 1.835 SHS THORNBURG INVESTMENT INCOME BUILDER I ON 10/07/2015 AT 19.96	36.62	39.15 39.16	2.53- 2.54-
11/16/2015	11/17/2015	SOLD 1.924 SHS THORNBURG INVESTMENT INCOME BUILDER I ON 11/16/2015 AT 19.65	37.80	41.05 41.05	3.25- 3.25-
12/08/2015	12/09/2015	SOLD 1.962 SHS THORNBURG INVESTMENT INCOME BUILDER I ON 12/08/2015 AT 19.24	37.74	41.86 41.87	4.12- 4.13-
01/13/2016	01/14/2016	SOLD 2.069 SHS THORNBURG INVESTMENT INCOME BUILDER I ON 01/13/2016 AT 18.00	37.25	43.78 43.79	6.53- 6.54-
02/05/2016	02/08/2016	SOLD 2.002 SHS THORNBURG INVESTMENT INCOME BUILDER I ON 02/05/2016 AT 18.09	36.21	42.36 42.37	6.15- 6.16-
03/10/2016	03/11/2016	SOLD 1.919 SHS THORNBURG INVESTMENT INCOME BUILDER I ON 03/10/2016 AT 18.75	35.99	40.61 40.62	4.62- 4.63-

TRUST EB FORMAT

Statement Period
Account Number

07/01/2015 through 06/30/2016
115150007300

Schedule Of Sales

TRADE DATE	SETTLMT DATE	DESCRIPTION	PROCEEDS	MKT / COST BASIS	MKT / COST GAIN / LOSS
04/07/2016	04/08/2016	SOLD 1.976 SHS THORNBURG INVESTMENT INCOME BUILDER I ON 04/07/2016 AT 18.99	37.52	41.77 41.78	4.25- 4.26-
05/10/2016	05/11/2016	SOLD 1.952 SHS THORNBURG INVESTMENT INCOME BUILDER I ON 05/10/2016 AT 19.36	37.80	41.26 41.27	3.46- 3.47-
06/09/2016	06/10/2016	SOLD 1.924 SHS THORNBURG INVESTMENT INCOME BUILDER I ON 06/09/2016 AT 19.66	37.83	40.67 40.68	2.84- 2.85-
06/29/2016	06/30/2016	SOLD 13.119 SHS THORNBURG INVESTMENT INCOME BUILDER I ON 06/29/2016 AT 19.29	253.06	277.02 277.08	23.96- 24.02-
TOTAL 34.746 SHS			671.51	736.29 736.46	64.78- 64.95-
TOTAL MUTUAL FUND - INTERNATIONAL EQUITY			86,534.91	98,556.85 98,716.47	12,021.94- 12,181.56-
MUTUAL FUND - REAL ESTATE					
COHEN AND STEERS REAL ESTATE SECURITIES CLASS I					
07/31/2015	08/03/2015	SOLD 1.134 SHS COHEN AND STEERS REAL ESTATE SECURITIES CLASS I ON 07/31/2015 AT 14.28	16.20	15.26 17.73	0.94 1.53-
08/19/2015	08/20/2015	SOLD 1.119 SHS COHEN AND STEERS REAL ESTATE SECURITIES CLASS I ON 08/19/2015 AT 14.58	16.32	15.54 16.80	0.78 0.48-
09/11/2015	09/14/2015	SOLD 1.932 SHS COHEN AND STEERS REAL ESTATE SECURITIES CLASS I ON 09/11/2015 AT 13.50	26.08	26.84 29.01	0.76- 2.93-
10/07/2015	10/08/2015	SOLD 1.779 SHS COHEN AND STEERS REAL ESTATE SECURITIES CLASS I ON 10/07/2015 AT 14.41	25.64	24.71 26.70	0.93 1.06-
11/16/2015	11/17/2015	SOLD 1.848 SHS COHEN AND STEERS REAL ESTATE SECURITIES CLASS I ON 11/16/2015 AT 14.32	26.46	25.67 27.73	0.79 1.27-

TRUST EB FORMAT

Statement Period
Account Number

07/01/2015 through 06/30/2016
115150007300

Schedule Of Sales

TRADE DATE	SETTLMT DATE	DESCRIPTION	PROCEEDS	MKT / COST BASIS	MKT / COST GAIN / LOSS
12/08/2015	12/09/2015	SOLD 1.808 SHS COHEN AND STEERS REAL ESTATE SECURITIES CLASS I ON 12/08/2015 AT 14.61	26.42	25.11 27.13	1.31 0.71-
12/28/2015	12/29/2015	SOLD 212.942 SHS COHEN AND STEERS REAL ESTATE SECURITIES CLASS I ON 12/28/2015 AT 14.52	3,091.92	2,958.46 3,188.96	133.46 97.04-
01/13/2016	01/14/2016	SOLD 1.882 SHS COHEN AND STEERS REAL ESTATE SECURITIES CLASS I ON 01/13/2016 AT 13.86	26.08	26.15 28.18	0.07- 2.10-
02/05/2016	02/08/2016	SOLD 1.864 SHS COHEN AND STEERS REAL ESTATE SECURITIES CLASS I ON 02/05/2016 AT 13.60	25.35	25.90 27.91	0.55- 2.56-
03/10/2016	03/11/2016	SOLD 1.775 SHS COHEN AND STEERS REAL ESTATE SECURITIES CLASS I ON 03/10/2016 AT 14.20	25.20	24.66 26.58	0.54 1.38-
04/07/2016	04/08/2016	SOLD 1.751 SHS COHEN AND STEERS REAL ESTATE SECURITIES CLASS I ON 04/07/2016 AT 15.00	26.27	24.34 26.22	1.93 0.05
05/10/2016	05/11/2016	SOLD 1.702 SHS COHEN AND STEERS REAL ESTATE SECURITIES CLASS I ON 05/10/2016 AT 15.55	26.46	23.66 25.49	2.80 0.97
06/09/2016	06/10/2016	SOLD 1.73 SHS COHEN AND STEERS REAL ESTATE SECURITIES CLASS I ON 06/09/2016 AT 15.31	26.49	24.05 25.91	2.44 0.58
06/29/2016	06/30/2016	SOLD 1,801.362 SHS COHEN AND STEERS REAL ESTATE SECURITIES CLASS I ON 06/29/2016 AT 15.91	28,659.67	25,039.18 26,978.12	3,620.49 1,681.55
06/30/2016	07/01/2016	SOLD .5 SHS COHEN AND STEERS REAL ESTATE SECURITIES CLASS I ON 06/30/2016 AT 15.76	7.88	6.95 7.49	0.93 0.39
TOTAL 2,035.128 SHS			32,052.44	28,286.48 30,479.96	3,765.96 1,572.48

TRUST EB FORMAT

Statement Period
Account Number

07/01/2015 through 06/30/2016
115150007300

Schedule Of Sales

TRADE DATE	SETTLMT DATE	DESCRIPTION	PROCEEDS	MKT / COST BASIS	MKT / COST GAIN / LOSS
		PRUDENTIAL FUNDS GLOBAL REAL ESTATE CL Q			
07/31/2015	08/03/2015	SOLD .661 SHS PRUDENTIAL FUNDS GLOBAL REAL ESTATE CL Q ON 07/31/2015 AT 24.52	16.20	15.90 15.86	0.30 0.34
08/19/2015	08/20/2015	SOLD .662 SHS PRUDENTIAL FUNDS GLOBAL REAL ESTATE CL Q ON 08/19/2015 AT 24.67	16.32	16.10 16.07	0.22 0.25
09/11/2015	09/14/2015	SOLD 1.132 SHS PRUDENTIAL FUNDS GLOBAL REAL ESTATE CL Q ON 09/11/2015 AT 23.04	26.08	27.52 27.48	1.44- 1.40-
10/07/2015	10/08/2015	SOLD 1.06 SHS PRUDENTIAL FUNDS GLOBAL REAL ESTATE CL Q ON 10/07/2015 AT 24.18	25.64	25.77 25.73	0.13- 0.09-
11/16/2015	11/17/2015	SOLD 1.123 SHS PRUDENTIAL FUNDS GLOBAL REAL ESTATE CL Q ON 11/16/2015 AT 23.56	26.46	27.30 27.27	0.84- 0.81-
12/08/2015	12/09/2015	SOLD 1.106 SHS PRUDENTIAL FUNDS GLOBAL REAL ESTATE CL Q ON 12/08/2015 AT 23.88	26.42	26.89 26.85	0.47- 0.43-
12/28/2015	12/29/2015	SOLD 40.735 SHS PRUDENTIAL FUNDS GLOBAL REAL ESTATE CL Q ON 12/28/2015 AT 23.74	967.06	989.91 988.51	22.85- 21.45-
01/13/2016	01/14/2016	SOLD 1.161 SHS PRUDENTIAL FUNDS GLOBAL REAL ESTATE CL Q ON 01/13/2016 AT 22.47	26.08	28.21 28.17	2.13- 2.09-
02/05/2016	02/08/2016	SOLD 1.141 SHS PRUDENTIAL FUNDS GLOBAL REAL ESTATE CL Q ON 02/05/2016 AT 22.21	25.35	27.73 27.69	2.38- 2.34-
03/10/2016	03/11/2016	SOLD 1.082 SHS PRUDENTIAL FUNDS GLOBAL REAL ESTATE CL Q ON 03/10/2016 AT 23.28	25.20	26.29 26.26	1.09- 1.06-
04/07/2016	04/08/2016	SOLD 1.089 SHS PRUDENTIAL FUNDS GLOBAL REAL ESTATE CL Q ON 04/07/2016 AT 24.13	26.27	26.46 26.43	0.19- 0.16-

TRUST EB FORMAT

Statement Period
Account Number

07/01/2015 through 06/30/2016
115150007300

Schedule Of Sales

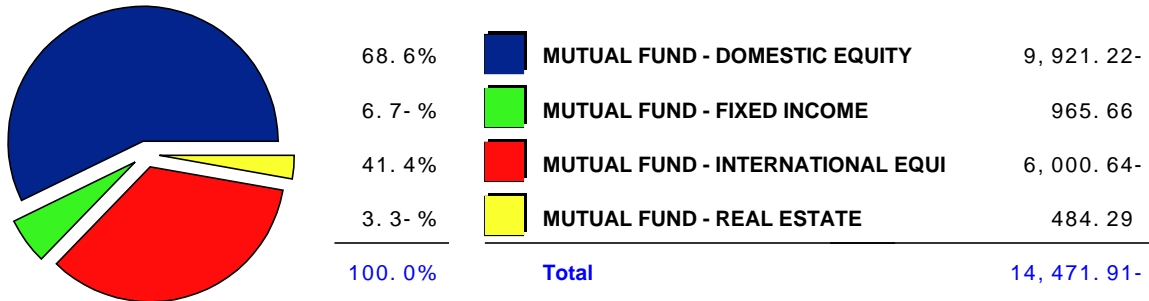
TRADE DATE	SETTLMT DATE	DESCRIPTION	PROCEEDS	MKT / COST BASIS	MKT / COST GAIN / LOSS
05/10/2016	05/11/2016	SOLD 1.061 SHS PRUDENTIAL FUNDS GLOBAL REAL ESTATE CL Q ON 05/10/2016 AT 24.93	26.46	25.78 25.75	0.68 0.71
06/09/2016	06/10/2016	SOLD 1.079 SHS PRUDENTIAL FUNDS GLOBAL REAL ESTATE CL Q ON 06/09/2016 AT 24.55	26.49	26.22 26.18	0.27 0.31
06/29/2016	06/30/2016	SOLD 24.285 SHS PRUDENTIAL FUNDS GLOBAL REAL ESTATE CL Q ON 06/29/2016 AT 24.71	600.07	590.16 589.33	9.91 10.74
TOTAL 77.377 SHS			1,860.10	1,880.24 1,877.58	20.14- 17.48-
TOTAL MUTUAL FUND - REAL ESTATE			33,912.54	30,166.72 32,357.54	3,745.82 1,555.00
TOTAL SALES			437,866.19	454,606.79 456,806.70	16,740.60- 18,940.51-

Statement Period
Account Number

07/01/2015 through 06/30/2016
115150007300

Schedule Of Unrealized Gains & Losses

Unrealized Gains & Losses Allocation



Unrealized Gains & Losses Schedule

DESCRIPTION	UNITS	BEGINNING MKT / COST	ENDING MKT VALUE	GAIN / LOSS MKT / COST
MUTUAL FUND - FIXED INCOME				
BLACKROCK TOTAL RETURN - K	3,778.706	45,117.75 45,117.75	45,117.75	
BLACKROCK TOTAL RETURN	8.173	97.58 97.58	97.59	0.01 0.01
BLACKROCK STRATEGIC INCOME FUND	4.78	46.46 46.46	46.46	
BLACKROCK STRATEGIC INCOME OPPS - K	1,936.555	18,803.95 18,803.95	18,823.31	19.36 19.36
GUGGENHEIM INVESTMENTS INVESTMENT GRADE BOND FUND	2,057.325	37,607.90 37,607.90	37,607.90	

TRUST EB FORMAT

Statement Period
Account Number

07/01/2015 through 06/30/2016
115150007300

Schedule Of Unrealized Gains & Losses

DESCRIPTION	UNITS	BEGINNING MKT / COST	ENDING MKT VALUE	GAIN / LOSS MKT / COST
HARTFORD WORLD BOND - Y	1,813.303	18,803.95 18,803.95	18,822.09	18.14 18.14
LEGG MASON BW GLOBAL OPPORTUNITIES BOND IS	2,125.531	21,796.25 21,858.44	22,913.22	1,116.97 1,054.78
LEGG MASON BW ALTERNATIVE CREDIT	2,013.304	20,570.51 20,597.71	18,824.39	1,746.12- 1,773.32-
PRUDENTIAL FUNDS TOTAL RETURN BOND CL Q	3,083.395	44,028.52 44,028.52	45,325.91	1,297.39 1,297.39
FRANKLIN TEMPLETON MUTUAL FDS. GLOBAL BOND R6	3,675.377	41,421.50 41,421.50	41,605.27	183.77 183.77
LEGG MASON WESTERN ASSET CORE PLUS BOND	10.205	121.13 121.13	121.13	
LEGG MASON CORE PLUS BOND IS	3,807.767	45,122.05 45,122.05	45,198.19	76.14 76.14
TOTAL MUTUAL FUND - FIXED INCOME		293,537.55 293,626.94	294,503.21	965.66 876.27
MUTUAL FUND - DOMESTIC EQUITY				
ALGER FUNDS SMALL CAP FOCUS Z	2,752.957	30,089.82 30,089.82	30,640.41	550.59 550.59
ALGER FUNDS SPECTRA Z	2,314.36	42,784.52 42,695.63	38,510.95	4,273.57- 4,184.68-
COLUMBIA CONTRARIAN CORE	1,772.338	40,115.33 40,057.91	38,761.03	1,354.30- 1,296.88-
OAKMARK SELECT	1,224.282	49,401.80 49,259.29	46,547.20	2,854.60- 2,712.09-
HARTFORD FUNDS MIDCAP CLASS Y	1,106.852	33,670.52 33,594.75	31,246.43	2,424.09- 2,348.32-

TRUST EB FORMAT

Statement Period
Account Number

07/01/2015 through 06/30/2016
115150007300

Schedule Of Unrealized Gains & Losses

DESCRIPTION	UNITS	BEGINNING MKT / COST	ENDING MKT VALUE	GAIN / LOSS MKT / COST
UNDISCOVERED MANAGERS BEHAVIORAL VALUE R6	530.844	30,098.86 30,098.86	30,534.15	435.29 435.29
VANGUARD GROUP MID CAP INDEX FUND	.5	17.44 17.40	16.90	0.54 - 0.50 -
TOTAL MUTUAL FUND - DOMESTIC EQUITY		226,178.29 225,813.66	216,257.07	9,921.22 - 9,556.59 -
MUTUAL FUND - INTERNATIONAL EQUITY				
BRANDES FUNDS INTERNATIONAL EQUITY - R6	2,565.4	38,094.54 38,094.54	37,967.92	126.62 - 126.62 -
BRANDES FUNDS INTERNATIONAL SMALL CAP EQUITY	1,499.463	19,823.10 19,851.60	19,178.13	644.97 - 673.47 -
BRANDES FUNDS EMERGING MARKETS FUND CLASS I	2,093.92	15,152.97 15,117.01	15,495.01	342.04 378.00
HARTFORD INTERNATIONAL VALUE - Y	2,237.829	30,076.42 30,076.42	30,367.34	290.92 290.92
CLEARBRIDGE INTERNATIONAL CM CAP - IS	1,297.409	18,812.43 18,812.43	18,994.07	181.64 181.64
AMERICAN FUNDS NEW PERSPECTIVE F2	657.695	25,193.49 25,172.46	23,249.52	1,943.97 - 1,922.94 -
AMERICAN FUNDS NEW WORLD F2	302.705	16,321.87 16,281.25	15,459.14	862.73 - 822.11 -
THORNBURG INVESTMENT INCOME BUILDER I	1,991.029	42,042.11 42,051.00	38,805.16	3,236.95 - 3,245.84 -
TOTAL MUTUAL FUND - INTERNATIONAL EQUITY		205,516.93 205,456.71	199,516.29	6,000.64 - 5,940.42 -

TRUST EB FORMAT

Statement Period
Account Number

07/01/2015 through 06/30/2016
115150007300

Schedule Of Unrealized Gains & Losses

DESCRIPTION	UNITS	BEGINNING MKT / COST	ENDING MKT VALUE	GAIN / LOSS MKT / COST
MUTUAL FUND - REAL ESTATE				
COHEN AND STEERS REAL ESTATE SECURITIES - Z	1,686.41	26,826.04 26,826.04	26,577.82	248.22 - 248.22 -
PRUDENTIAL FUNDS GLOBAL REAL ESTATE CL Q	1,079.322	26,228.95 26,192.06	26,961.46	732.51 769.40
TOTAL MUTUAL FUND - REAL ESTATE		53,054.99 53,018.10	53,539.28	484.29 521.18
TOTAL UNREALIZED GAINS & LOSSES		778,287.76 777,915.41	763,815.85	14,471.91 - 14,099.56 -

TRUST EB FORMAT

Statement Period
Account Number

07/01/2015 through 06/30/2016
115150007300

Schedule Of Reportable Transactions

PLAN NUMBER:

EIN NUMBER: 43-1971558

DESCRIPTION	PURCH/SELL PRICE EXPENSE INCURRED	COST OF ASSET	VALUE OF ASSET ON TXN DATE	NET GAIN OR LOSS
BEGINNING MARKET VALUE:	387,845.80			
SECURITY TRANSACTIONS EXCEEDING 5%:				
MUTUAL FUND - FIXED INCOME				
BLACKROCK TOTAL RETURN - K				
PURCHASED 3,778.706 SHS ON 06/29/2016 AT 11.94	45,117.75	45,117.75	45,117.75	
TOTAL	45,117.75	45,117.75	45,117.75	
BLACKROCK TOTAL RETURN				
SOLD 2.358 SHS ON 07/31/2015 AT 11.77	27.75	27.66	27.80	0.09
PURCHASED 4.88 SHS ON 07/31/2015 AT 11.77 FOR REINVESTMENT	57.36	57.36	57.24	
PURCHASED 1,972.796 SHS ON 08/11/2015 AT 11.77	23,219.81	23,219.81	23,219.81	
SOLD 2.38 SHS ON 08/19/2015 AT 11.75	27.97	27.96	28.01	0.01
PURCHASED 7.921 SHS ON 08/31/2015 AT 11.70 FOR REINVESTMENT	92.67	92.67	92.60	
SOLD 3.816 SHS ON 09/11/2015 AT 11.71	44.69	44.84	44.65	0.15-
PURCHASED 9.378 SHS ON 09/30/2015 AT 11.71 FOR REINVESTMENT	109.82	109.82	109.91	
SOLD 3.74 SHS ON 10/07/2015 AT 11.75	43.94	43.94	43.83	
PURCHASED 9.563 SHS ON 10/30/2015 AT 11.72 FOR REINVESTMENT	112.08	112.08	111.98	
SOLD 3.899 SHS ON 11/16/2015 AT 11.63	45.35	45.81	45.38	0.46-

TRUST EB FORMAT

Statement Period
Account Number

07/01/2015 through 06/30/2016
115150007300

Schedule Of Reportable Transactions

PLAN NUMBER :

EIN NUMBER : 43-1971558

DESCRIPTION	PURCH/SELL PRICE EXPENSE INCURRED	COST OF ASSET	VALUE OF ASSET ON TXN DATE	NET GAIN OR LOSS
PURCHASED 9.957 SHS ON 11/30/2015 AT 11.65 FOR REINVESTMENT	116.00	116.00	116.40	
SOLD 3.893 SHS ON 12/08/2015 AT 11.63	45.28	45.74	45.31	0.46-
PURCHASED 16.587 SHS ON 12/23/2015 AT 11.52 FOR REINVESTMENT	191.08	191.08	191.25	
SOLD 101.692 SHS ON 12/28/2015 AT 11.53	1,172.51	1,194.73	1,169.46	22.22-
PURCHASED 10.488 SHS ON 12/31/2015 AT 11.51 FOR REINVESTMENT	120.72	120.72	120.82	
SOLD 3.856 SHS ON 01/13/2016 AT 11.59	44.69	45.30	44.58	0.61-
PURCHASED 9.688 SHS ON 01/29/2016 AT 11.60 FOR REINVESTMENT	112.38	112.38	112.19	
SOLD 3.738 SHS ON 02/05/2016 AT 11.62	43.44	43.91	43.59	0.47-
PURCHASED 8.524 SHS ON 02/29/2016 AT 11.65 FOR REINVESTMENT	99.31	99.31	98.96	
SOLD 3.722 SHS ON 03/10/2016 AT 11.60	43.18	43.72	43.14	0.54-
PURCHASED 8.605 SHS ON 03/31/2016 AT 11.72 FOR REINVESTMENT	100.85	100.85	100.94	
SOLD 3.825 SHS ON 04/07/2016 AT 11.77	45.02	44.93	44.98	0.09
PURCHASED 8.765 SHS ON 04/29/2016 AT 11.77 FOR REINVESTMENT	103.16	103.16	102.99	
SOLD 3.843 SHS ON 05/10/2016 AT 11.80	45.35	45.14	45.39	0.21

TRUST EB FORMAT

Statement Period
Account Number

07/01/2015 through 06/30/2016
115150007300

Schedule Of Reportable Transactions

PLAN NUMBER:

EIN NUMBER: 43-1971558

DESCRIPTION	PURCH/SELL PRICE EXPENSE INCURRED	COST OF ASSET	VALUE OF ASSET ON TXN DATE	NET GAIN OR LOSS
PURCHASED 9.163 SHS ON 05/31/2016 AT 11.75 FOR REINVESTMENT	107.67	107.67	107.57	
SOLD 3.834 SHS ON 06/09/2016 AT 11.84	45.39	45.04	45.47	0.35
SOLD 3,921.51 SHS ON 06/29/2016 AT 11.94	46,822.83	46,067.13	46,822.83	755.70
SOLD .5 SHS ON 06/30/2016 AT 11.94	5.97	5.87	5.99	0.10
PURCHASED 8.173 SHS ON 06/30/2016 AT 11.94 FOR REINVESTMENT	97.58	97.58	97.83	
TOTAL	73,143.85	72,412.21	73,140.90	731.64
BLACKROCK STRATEGIC INCOME FUND				
SOLD 1.149 SHS ON 07/31/2015 AT 10.07	11.57	11.58	11.57	0.01-
PURCHASED 1.83 SHS ON 07/31/2015 AT 10.07 FOR REINVESTMENT	18.43	18.43	18.43	
PURCHASED 962.929 SHS ON 08/11/2015 AT 10.05	9,677.44	9,677.44	9,667.81	
SOLD 1.163 SHS ON 08/19/2015 AT 10.03	11.66	11.71	11.65	0.05-
PURCHASED 2.787 SHS ON 08/31/2015 AT 10.01 FOR REINVESTMENT	27.90	27.90	27.87	
SOLD 1.865 SHS ON 09/11/2015 AT 9.99	18.63	18.77	18.61	0.14-
PURCHASED 2.954 SHS ON 09/30/2015 AT 9.93 FOR REINVESTMENT	29.33	29.33	29.36	
SOLD 1.837 SHS ON 10/07/2015 AT 9.97	18.31	18.49	18.31	0.18-

TRUST EB FORMAT

Statement Period
Account Number

07/01/2015 through 06/30/2016
115150007300

Schedule Of Reportable Transactions

PLAN NUMBER :

EIN NUMBER : 43-1971558

DESCRIPTION	PURCH/SELL PRICE EXPENSE INCURRED	COST OF ASSET	VALUE OF ASSET ON TXN DATE	NET GAIN OR LOSS
PURCHASED 3.521 SHS ON 10/30/2015 AT 9.97 FOR REINVESTMENT	35.10	35.10	35.10	
SOLD 1.901 SHS ON 11/16/2015 AT 9.94	18.90	19.13	18.91	0.23-
PURCHASED 3.677 SHS ON 11/30/2015 AT 9.94 FOR REINVESTMENT	36.55	36.55	36.59	
SOLD 1.904 SHS ON 12/08/2015 AT 9.91	18.87	19.16	18.87	0.29-
PURCHASED 18.172 SHS ON 12/23/2015 AT 9.78 FOR REINVESTMENT	177.72	177.72	177.72	
SOLD 35.054 SHS ON 12/28/2015 AT 9.78	342.83	352.70	342.83	9.87-
PURCHASED 4.147 SHS ON 12/31/2015 AT 9.77 FOR REINVESTMENT	40.52	40.52	40.52	
SOLD 1.914 SHS ON 01/13/2016 AT 9.73	18.62	19.26	18.62	0.64-
PURCHASED 4.17 SHS ON 01/29/2016 AT 9.69 FOR REINVESTMENT	40.41	40.41	40.37	
SOLD 1.875 SHS ON 02/05/2016 AT 9.66	18.11	18.86	18.09	0.75-
PURCHASED 3.65 SHS ON 02/29/2016 AT 9.62 FOR REINVESTMENT	35.11	35.11	35.15	
SOLD 1.867 SHS ON 03/10/2016 AT 9.64	18.00	18.78	18.04	0.78-
PURCHASED 3.298 SHS ON 03/31/2016 AT 9.66 FOR REINVESTMENT	31.86	31.86	31.89	
SOLD 1.94 SHS ON 04/07/2016 AT 9.67	18.76	19.51	18.76	0.75-

TRUST EB FORMAT

Statement Period
Account Number

07/01/2015 through 06/30/2016
115150007300

Schedule Of Reportable Transactions

PLAN NUMBER:

EIN NUMBER: 43-1971558

DESCRIPTION	PURCH/SELL PRICE EXPENSE INCURRED	COST OF ASSET	VALUE OF ASSET ON TXN DATE	NET GAIN OR LOSS
PURCHASED 4.124 SHS ON 04/29/2016 AT 9.72 FOR REINVESTMENT	40.09	40.09	40.04	
SOLD 1.948 SHS ON 05/10/2016 AT 9.70	18.90	19.59	18.92	0.69-
PURCHASED 5.017 SHS ON 05/31/2016 AT 9.69 FOR REINVESTMENT	48.61	48.61	48.61	
SOLD 1.947 SHS ON 06/09/2016 AT 9.72	18.92	19.58	18.91	0.66-
SOLD 1,923.573 SHS ON 06/29/2016 AT 9.71	18,677.89	19,345.34	18,697.13	667.45-
SOLD .5 SHS ON 06/30/2016 AT 9.72	4.86	5.03	4.87	0.17-
PURCHASED 4.78 SHS ON 06/30/2016 AT 9.72 FOR REINVESTMENT	46.46	46.46	46.56	
TOTAL	29,520.36	30,203.02	29,530.11	682.66-
DELAWARE FUNDS DIVERSIFIED INCOME				
PURCHASED 5.168 SHS ON 07/22/2015 AT 8.82 FOR REINVESTMENT	45.58	45.58	45.63	
SOLD 2.614 SHS ON 07/31/2015 AT 8.85	23.13	23.13	23.19	
PURCHASED 2,189.466 SHS ON 08/11/2015 AT 8.84	19,354.88	19,354.88	19,354.88	
SOLD 2.64 SHS ON 08/19/2015 AT 8.83	23.31	23.35	23.31	0.04-
PURCHASED 9.532 SHS ON 08/21/2015 AT 8.84 FOR REINVESTMENT	84.26	84.26	84.17	
SOLD 4.238 SHS ON 09/11/2015 AT 8.79	37.25	37.48	37.21	0.23-

TRUST EB FORMAT

Statement Period
Account Number

07/01/2015 through 06/30/2016
115150007300

Schedule Of Reportable Transactions

PLAN NUMBER:

EIN NUMBER: 43-1971558

DESCRIPTION	PURCH/SELL PRICE EXPENSE INCURRED	COST OF ASSET	VALUE OF ASSET ON TXN DATE	NET GAIN OR LOSS
PURCHASED 13.068 SHS ON 07/22/2015 AT 8.78 FOR REINVESTMENT	114.74	114.74	114.61	
SOLD 4.176 SHS ON 10/07/2015 AT 8.77	36.62	36.94	36.54	0.32-
PURCHASED 11.97 SHS ON 10/22/2015 AT 8.79 FOR REINVESTMENT	105.22	105.22	104.98	
SOLD 4.365 SHS ON 11/16/2015 AT 8.66	37.80	38.61	37.84	0.81-
PURCHASED 13.113 SHS ON 11/20/2015 AT 8.67 FOR REINVESTMENT	113.69	113.69	113.69	
SOLD 4.368 SHS ON 12/08/2015 AT 8.64	37.74	38.63	37.74	0.89-
PURCHASED 12.157 SHS ON 12/22/2015 AT 8.58 FOR REINVESTMENT	104.31	104.31	104.19	
SOLD 67.32 SHS ON 12/28/2015 AT 8.59	578.28	595.34	576.26	17.06-
SOLD 4.316 SHS ON 01/13/2016 AT 8.63	37.25	38.17	37.16	0.92-
PURCHASED 11.605 SHS ON 01/22/2016 AT 8.60 FOR REINVESTMENT	99.80	99.80	99.80	
SOLD 4.191 SHS ON 02/05/2016 AT 8.64	36.21	37.06	36.29	0.85-
PURCHASED 11.269 SHS ON 02/22/2016 AT 8.63 FOR REINVESTMENT	97.25	97.25	97.36	
SOLD 4.176 SHS ON 03/10/2016 AT 8.62	36.00	36.92	36.00	0.92-
PURCHASED 10.471 SHS ON 03/22/2016 AT 8.66 FOR REINVESTMENT	90.68	90.68	90.89	

TRUST EB FORMAT

Statement Period
Account Number

07/01/2015 through 06/30/2016
115150007300

Schedule Of Reportable Transactions

PLAN NUMBER:

EIN NUMBER: 43-1971558

DESCRIPTION	PURCH/SELL PRICE EXPENSE INCURRED	COST OF ASSET	VALUE OF ASSET ON TXN DATE	NET GAIN OR LOSS
SOLD 4.289 SHS ON 04/07/2016 AT 8.75	37.53	37.92	37.49	0.39-
PURCHASED 11.648 SHS ON 04/22/2016 AT 8.73 FOR REINVESTMENT	101.69	101.69	101.57	
SOLD 4.305 SHS ON 05/10/2016 AT 8.78	37.80	38.06	37.84	0.26-
PURCHASED 12.222 SHS ON 05/20/2016 AT 8.74 FOR REINVESTMENT	106.82	106.82	106.82	
SOLD 4.289 SHS ON 06/09/2016 AT 8.82	37.83	37.92	37.87	0.09-
PURCHASED 12.594 SHS ON 06/22/2016 AT 8.81 FOR REINVESTMENT	110.95	110.95	110.83	
SOLD 4,395.575 SHS ON 06/29/2016 AT 8.87	38,988.75	38,861.57	38,988.75	127.18
SOLD .5 SHS ON 06/30/2016 AT 8.87	4.44	4.42	4.45	0.02
TOTAL	60,519.81	60,415.39	60,517.36	104.42
GUGGENHEIM INVESTMENTS INVESTMENT GRADE BOND FUND				
PURCHASED 2,057.325 SHS ON 06/29/2016 AT 18.28	37,607.90	37,607.90	37,607.90	
TOTAL	37,607.90	37,607.90	37,607.90	
HARTFORD WORLD BOND I				
SOLD 1.107 SHS ON 07/31/2015 AT 10.45	11.57	11.52	11.58	0.05
PURCHASED .928 SHS ON 07/31/2015 AT 10.44 FOR REINVESTMENT	9.69	9.69	9.68	
PURCHASED 926.071 SHS ON 08/11/2015 AT 10.45	9,677.44	9,677.44	9,705.22	

TRUST EB FORMAT

Statement Period
Account Number

07/01/2015 through 06/30/2016
115150007300

Schedule Of Reportable Transactions

PLAN NUMBER :

EIN NUMBER : 43-1971558

DESCRIPTION	PURCH/SELL PRICE EXPENSE INCURRED	COST OF ASSET	VALUE OF ASSET ON TXN DATE	NET GAIN OR LOSS
SOLD 1.114 SHS ON 08/19/2015 AT 10.47	11.66	11.62	11.69	0.04
PURCHASED 1.835 SHS ON 08/27/2015 AT 10.48 FOR REINVESTMENT	19.23	19.23	19.23	
SOLD 1.776 SHS ON 09/11/2015 AT 10.49	18.63	18.52	18.63	0.11
PURCHASED 1.96 SHS ON 09/29/2015 AT 10.45 FOR REINVESTMENT	20.48	20.48	20.50	
SOLD 1.744 SHS ON 10/07/2015 AT 10.50	18.31	18.19	18.33	0.12
PURCHASED 1.684 SHS ON 10/29/2015 AT 10.48 FOR REINVESTMENT	17.65	17.65	17.65	
SOLD 1.814 SHS ON 11/16/2015 AT 10.42	18.90	18.92	18.90	0.02-
PURCHASED 1.952 SHS ON 11/27/2015 AT 10.42 FOR REINVESTMENT	20.34	20.34	20.38	
SOLD 1.818 SHS ON 12/08/2015 AT 10.38	18.87	18.96	18.87	0.09-
PURCHASED 47.294 SHS ON 12/11/2015 AT 10.09 FOR REINVESTMENT	477.20	477.20	477.20	
SOLD 49.577 SHS ON 12/28/2015 AT 10.09	500.23	516.67	500.73	16.44-
PURCHASED .803 SHS ON 12/29/2015 AT 10.10 FOR REINVESTMENT	8.11	8.11	8.10	
SOLD 1.849 SHS ON 01/13/2016 AT 10.07	18.62	19.27	18.62	0.65-
PURCHASED 1.661 SHS ON 01/28/2016 AT 10.07 FOR REINVESTMENT	16.73	16.73	16.76	
SOLD 1.791 SHS ON 02/05/2016 AT 10.11	18.11	18.66	18.16	0.55-

TRUST EB FORMAT

Statement Period
Account Number

07/01/2015 through 06/30/2016
115150007300

Schedule Of Reportable Transactions

PLAN NUMBER:

EIN NUMBER: 43-1971558

DESCRIPTION	PURCH/SELL PRICE EXPENSE INCURRED	COST OF ASSET	VALUE OF ASSET ON TXN DATE	NET GAIN OR LOSS
PURCHASED 1.993 SHS ON 02/26/2016 AT 10.13 FOR REINVESTMENT	20.19	20.19	20.23	
SOLD 1.766 SHS ON 03/10/2016 AT 10.19	18.00	18.40	18.03	0.40-
PURCHASED 1.56 SHS ON 03/30/2016 AT 10.28 FOR REINVESTMENT	16.04	16.04	16.04	
SOLD 1.832 SHS ON 04/07/2016 AT 10.24	18.76	19.09	18.80	0.33-
SOLD 1.831 SHS ON 05/10/2016 AT 10.32	18.90	19.08	18.90	0.18-
SOLD 1.824 SHS ON 06/09/2016 AT 10.37	18.92	19.01	18.88	0.09-
SOLD 1,847.064 SHS ON 06/29/2016 AT 10.36	19,135.58	19,247.80	19,172.52	112.22-
SOLD .5 SHS ON 06/30/2016 AT 10.38	5.19	5.21	5.19	0.02-
TOTAL	30,153.35	30,284.02	30,218.82	130.67-
PRUDENTIAL FUNDS TOTAL RETURN BOND CL Q				
SOLD 1.939 SHS ON 07/31/2015 AT 14.31	27.75	27.57	27.82	0.18
PURCHASED 4.203 SHS ON 07/31/2015 AT 14.31 FOR REINVESTMENT	60.15	60.15	59.98	
PURCHASED 1,619.234 SHS ON 08/11/2015 AT 14.34	23,219.81	23,219.81	23,187.43	
SOLD 1.955 SHS ON 08/19/2015 AT 14.31	27.97	27.92	28.03	0.05
PURCHASED 6.707 SHS ON 08/31/2015 AT 14.24 FOR REINVESTMENT	95.51	95.51	95.31	

TRUST EB FORMAT

Statement Period
Account Number

07/01/2015 through 06/30/2016
115150007300

Schedule Of Reportable Transactions

PLAN NUMBER:

EIN NUMBER: 43-1971558

DESCRIPTION	PURCH/SELL PRICE EXPENSE INCURRED	COST OF ASSET	VALUE OF ASSET ON TXN DATE	NET GAIN OR LOSS
SOLD 3.136 SHS ON 09/11/2015 AT 14.25	44.69	44.78	44.69	0.09-
PURCHASED 7.798 SHS ON 09/30/2015 AT 14.22 FOR REINVESTMENT	110.89	110.89	110.97	
SOLD 3.079 SHS ON 10/07/2015 AT 14.27	43.94	43.97	43.84	0.03-
PURCHASED 7.763 SHS ON 10/30/2015 AT 14.23 FOR REINVESTMENT	110.47	110.47	110.39	
SOLD 3.216 SHS ON 11/16/2015 AT 14.10	45.35	45.92	45.41	0.57-
PURCHASED 7.255 SHS ON 11/30/2015 AT 14.14 FOR REINVESTMENT	102.58	102.58	102.95	
SOLD 3.211 SHS ON 12/08/2015 AT 14.10	45.28	45.85	45.31	0.57-
PURCHASED .358 SHS ON 12/10/2015 AT 14.08 FOR REINVESTMENT	5.04	5.04	5.05	
SOLD 78.337 SHS ON 12/28/2015 AT 14.05	1,100.64	1,118.59	1,095.93	17.95-
PURCHASED 5.871 SHS ON 12/31/2015 AT 13.99 FOR REINVESTMENT	82.13	82.13	82.25	
PURCHASED 7.592 SHS ON 12/31/2015 AT 13.99 FOR REINVESTMENT	106.21	106.21	106.36	
SOLD 3.165 SHS ON 01/13/2016 AT 14.12	44.69	45.19	44.50	0.50-
PURCHASED 7.008 SHS ON 01/29/2016 AT 14.12 FOR REINVESTMENT	98.96	98.96	98.67	
SOLD 3.079 SHS ON 02/05/2016 AT 14.11	43.44	43.96	43.57	0.52-

TRUST EB FORMAT

Statement Period
Account Number

07/01/2015 through 06/30/2016
115150007300

Schedule Of Reportable Transactions

PLAN NUMBER:

EIN NUMBER: 43-1971558

DESCRIPTION	PURCH/SELL PRICE EXPENSE INCURRED	COST OF ASSET	VALUE OF ASSET ON TXN DATE	NET GAIN OR LOSS
PURCHASED 7.18 SHS ON 02/29/2016 AT 14.14 FOR REINVESTMENT	101.52	101.52	101.17	
SOLD 3.058 SHS ON 03/10/2016 AT 14.12	43.18	43.66	43.15	0.48-
PURCHASED 8.041 SHS ON 03/31/2016 AT 14.34 FOR REINVESTMENT	115.31	115.31	115.31	
SOLD 3.12 SHS ON 04/07/2016 AT 14.43	45.02	44.55	44.96	0.47
PURCHASED 7.775 SHS ON 04/29/2016 AT 14.45 FOR REINVESTMENT	112.35	112.35	112.12	
SOLD 3.136 SHS ON 05/10/2016 AT 14.46	45.35	44.78	45.41	0.57
PURCHASED 7.774 SHS ON 05/31/2016 AT 14.42 FOR REINVESTMENT	112.10	112.10	112.02	
SOLD 3.113 SHS ON 06/09/2016 AT 14.58	45.39	44.45	45.42	0.94
SOLD 148.816 SHS ON 06/29/2016 AT 14.69	2,186.11	2,124.82	2,187.60	61.29
PURCHASED 7.681 SHS ON 06/30/2016 AT 14.70 FOR REINVESTMENT	112.91	112.91	113.22	
TOTAL	28,334.74	28,291.95	28,298.84	42.79
FRANKLIN TEMPLETON MUTUAL FDS. GLOBAL BOND FUND ADV CLASS				
PURCHASED 4.656 SHS ON 07/15/2015 AT 12.25 FOR REINVESTMENT	57.03	57.03	56.38	
SOLD 2.109 SHS ON 07/31/2015 AT 12.08	25.48	25.67	25.39	0.19-
PURCHASED 1,792.897 SHS ON 08/11/2015 AT 11.89	21,317.54	21,317.54	21,192.04	

TRUST EB FORMAT

Statement Period
Account Number

07/01/2015 through 06/30/2016
115150007300

Schedule Of Reportable Transactions

PLAN NUMBER :

EIN NUMBER : 43-1971558

DESCRIPTION	PURCH/SELL PRICE EXPENSE INCURRED	COST OF ASSET	VALUE OF ASSET ON TXN DATE	NET GAIN OR LOSS
PURCHASED 9.835 SHS ON 08/17/2015 AT 11.75 FOR REINVESTMENT	115.56	115.56	115.86	
SOLD 2.197 SHS ON 08/19/2015 AT 11.69	25.68	26.42	25.46	0.74-
SOLD 3.577 SHS ON 09/11/2015 AT 11.47	41.03	43.02	41.10	1.99-
PURCHASED 9.951 SHS ON 09/15/2015 AT 11.52 FOR REINVESTMENT	114.63	114.63	114.93	
SOLD 3.472 SHS ON 10/07/2015 AT 11.62	40.34	41.76	40.66	1.42-
PURCHASED 9.893 SHS ON 10/15/2015 AT 11.68 FOR REINVESTMENT	115.55	115.55	115.25	
SOLD 3.538 SHS ON 11/16/2015 AT 11.77	41.64	42.55	41.71	0.91-
PURCHASED 9.815 SHS ON 11/16/2015 AT 11.77 FOR REINVESTMENT	115.52	115.52	115.72	
SOLD 3.553 SHS ON 12/08/2015 AT 11.70	41.57	42.72	41.29	1.15-
PURCHASED 10.049 SHS ON 12/15/2015 AT 11.54 FOR REINVESTMENT	115.96	115.96	116.77	
SOLD 13.377 SHS ON 12/28/2015 AT 11.55	154.50	160.84	154.77	6.34-
SOLD 3.654 SHS ON 01/13/2016 AT 11.23	41.03	43.93	41.07	2.90-
PURCHASED 10.47 SHS ON 01/15/2016 AT 11.02 FOR REINVESTMENT	115.38	115.38	116.11	
SOLD 3.581 SHS ON 02/05/2016 AT 11.14	39.89	43.04	39.39	3.15-

TRUST EB FORMAT

Statement Period
Account Number

07/01/2015 through 06/30/2016
115150007300

Schedule Of Reportable Transactions

PLAN NUMBER :

EIN NUMBER : 43-1971558

DESCRIPTION	PURCH/SELL PRICE EXPENSE INCURRED	COST OF ASSET	VALUE OF ASSET ON TXN DATE	NET GAIN OR LOSS
PURCHASED 10.569 SHS ON 02/16/2016 AT 10.87 FOR REINVESTMENT	114.89	114.89	115.62	
SOLD 3.503 SHS ON 03/10/2016 AT 11.32	39.65	42.10	40.14	2.45-
PURCHASED 10.287 SHS ON 03/15/2016 AT 11.26 FOR REINVESTMENT	115.83	115.83	115.32	
SOLD 3.71 SHS ON 04/07/2016 AT 11.14	41.33	44.57	41.59	3.24-
PURCHASED 10.184 SHS ON 04/15/2016 AT 11.36 FOR REINVESTMENT	115.69	115.69	115.59	
SOLD 3.682 SHS ON 05/10/2016 AT 11.31	41.64	44.23	41.57	2.59-
PURCHASED 7.125 SHS ON 05/16/2016 AT 11.28 FOR REINVESTMENT	80.37	80.37	80.51	
SOLD 3.691 SHS ON 06/09/2016 AT 11.29	41.67	44.33	41.34	2.66-
PURCHASED 7.268 SHS ON 06/15/2016 AT 11.02 FOR REINVESTMENT	80.09	80.09	79.58	
SOLD 3,598.339 SHS ON 06/29/2016 AT 11.27	40,553.28	43,214.08	40,733.20	2,660.80-
SOLD .5 SHS ON 06/30/2016 AT 11.32	5.66	6.00	5.64	0.34-
TOTAL	63,748.43	66,439.30	63,804.00	2,690.87-
FRANKLIN TEMPLETON MUTUAL FDS. GLOBAL BOND R6				
PURCHASED 3,675.377 SHS ON 06/29/2016 AT 11.27	41,421.50	41,421.50	41,605.27	
TOTAL	41,421.50	41,421.50	41,605.27	

TRUST EB FORMAT

Statement Period
Account Number

07/01/2015 through 06/30/2016
115150007300

Schedule Of Reportable Transactions

PLAN NUMBER:

EIN NUMBER: 43-1971558

DESCRIPTION	PURCH/SELL PRICE EXPENSE INCURRED	COST OF ASSET	VALUE OF ASSET ON TXN DATE	NET GAIN OR LOSS
LEGG MASON WESTERN ASSET CORE PLUS BOND				
SOLD 2.392 SHS ON 07/31/2015 AT 11.60	27.75	27.51	27.82	0.24
PURCHASED 5.722 SHS ON 07/31/2015 AT 11.60 FOR REINVESTMENT	66.38	66.38	66.15	
PURCHASED 1,999.984 SHS ON 08/11/2015 AT 11.61	23,219.81	23,219.81	23,199.81	
SOLD 2.413 SHS ON 08/19/2015 AT 11.59	27.97	27.88	28.01	0.09
PURCHASED 8.893 SHS ON 08/31/2015 AT 11.52 FOR REINVESTMENT	102.45	102.45	102.27	
SOLD 3.876 SHS ON 09/11/2015 AT 11.53	44.69	44.79	44.65	0.10-
PURCHASED 10.741 SHS ON 09/30/2015 AT 11.50 FOR REINVESTMENT	123.52	123.52	123.74	
SOLD 3.798 SHS ON 10/07/2015 AT 11.57	43.94	43.88	43.83	0.06
PURCHASED 11.299 SHS ON 10/30/2015 AT 11.57 FOR REINVESTMENT	130.73	130.73	130.73	
SOLD 3.95 SHS ON 11/16/2015 AT 11.48	45.35	45.64	45.43	0.29-
PURCHASED 10.559 SHS ON 11/30/2015 AT 11.53 FOR REINVESTMENT	121.74	121.74	122.27	
SOLD 3.937 SHS ON 12/08/2015 AT 11.50	45.28	45.49	45.24	0.21-
SOLD 133.38 SHS ON 12/28/2015 AT 11.46	1,528.54	1,541.15	1,521.87	12.61-

TRUST EB FORMAT

Statement Period
Account Number

07/01/2015 through 06/30/2016
115150007300

Schedule Of Reportable Transactions

PLAN NUMBER:

EIN NUMBER: 43-1971558

DESCRIPTION	PURCH/SELL PRICE EXPENSE INCURRED	COST OF ASSET	VALUE OF ASSET ON TXN DATE	NET GAIN OR LOSS
PURCHASED 12.565 SHS ON 12/31/2015 AT 11.43 FOR REINVESTMENT	143.62	143.62	143.74	
SOLD 3.896 SHS ON 01/13/2016 AT 11.47	44.69	45.02	44.53	0.33-
PURCHASED 10.139 SHS ON 01/29/2016 AT 11.48 FOR REINVESTMENT	116.39	116.39	116.09	
SOLD 3.804 SHS ON 02/05/2016 AT 11.42	43.44	43.95	43.44	0.51-
PURCHASED 10.742 SHS ON 02/29/2016 AT 11.44 FOR REINVESTMENT	122.89	122.89	122.78	
SOLD 3.768 SHS ON 03/10/2016 AT 11.46	43.18	43.53	43.22	0.35-
PURCHASED 11.613 SHS ON 03/31/2016 AT 11.63 FOR REINVESTMENT	135.06	135.06	134.94	
SOLD 3.871 SHS ON 04/07/2016 AT 11.63	45.02	44.73	45.02	0.29
PURCHASED 11.143 SHS ON 04/29/2016 AT 11.70 FOR REINVESTMENT	130.37	130.37	130.04	
SOLD 3.876 SHS ON 05/10/2016 AT 11.70	45.35	44.78	45.39	0.57
PURCHASED 10.906 SHS ON 05/31/2016 AT 11.65 FOR REINVESTMENT	127.06	127.06	126.95	
SOLD 3.856 SHS ON 06/09/2016 AT 11.77	45.39	44.55	45.39	0.84
SOLD 3,956.891 SHS ON 06/29/2016 AT 11.85	46,889.16	45,720.21	46,968.30	1,168.95
SOLD .5 SHS ON 06/30/2016 AT 11.87	5.94	5.78	5.95	0.16

TRUST EB FORMAT

Statement Period
Account Number

07/01/2015 through 06/30/2016
115150007300

Schedule Of Reportable Transactions

PLAN NUMBER:

EIN NUMBER: 43-1971558

DESCRIPTION	PURCH/SELL PRICE EXPENSE INCURRED	COST OF ASSET	VALUE OF ASSET ON TXN DATE	NET GAIN OR LOSS
PURCHASED 10.205 SHS ON 06/30/2016 AT 11.87 FOR REINVESTMENT	121.13	121.13	121.44	
TOTAL	73,586.84	72,430.04	73,639.04	1,156.80
LEGG MASON CORE PLUS BOND IS				
PURCHASED 3,807.405 SHS ON 06/29/2016 AT 11.85	45,117.75	45,117.75	45,193.90	
PURCHASED .362 SHS ON 06/30/2016 AT 11.87 FOR REINVESTMENT	4.30	4.30	4.32	
TOTAL	45,122.05	45,122.05	45,198.22	
TOTAL MUTUAL FUND - FIXED INCOME	528,276.58	529,745.13	528,678.21	1,468.55-
MUTUAL FUND - DOMESTIC EQUITY				
ALGER FUNDS SMALL CAP FOCUS Z				
PURCHASED 2,752.957 SHS ON 06/29/2016 AT 10.93	30,089.82	30,089.82	30,640.41	
TOTAL	30,089.82	30,089.82	30,640.41	
ALGER FUNDS SPECTRA Z				
SOLD 1.204 SHS ON 07/31/2015 AT 19.21	23.13	22.44	23.07	0.69
PURCHASED 1,030.609 SHS ON 08/11/2015 AT 18.78	19,354.83	19,354.83	19,354.84	
SOLD 1.242 SHS ON 08/19/2015 AT 18.77	23.31	23.24	22.62	0.07
SOLD 2.069 SHS ON 09/11/2015 AT 18.00	37.25	38.71	37.10	1.46-
SOLD 2.067 SHS ON 10/07/2015 AT 17.72	36.62	38.67	36.77	2.05-
SOLD 2.039 SHS ON 11/16/2015 AT 18.54	37.80	38.15	37.86	0.35-
SOLD 1.987 SHS ON 12/08/2015 AT 18.99	37.74	37.18	37.30	0.56

TRUST EB FORMAT

Statement Period
Account Number

07/01/2015 through 06/30/2016
115150007300

Schedule Of Reportable Transactions

PLAN NUMBER:

EIN NUMBER: 43-1971558

DESCRIPTION	PURCH/SELL PRICE EXPENSE INCURRED	COST OF ASSET	VALUE OF ASSET ON TXN DATE	NET GAIN OR LOSS
PURCHASED 176.864 SHS ON 12/16/2015 AT 17.44 FOR REINVESTMENT	3,084.50	3,084.50	2,999.61	
SOLD 83.147 SHS ON 12/28/2015 AT 17.37	1,444.27	1,547.31	1,461.72	103.04-
SOLD 2.365 SHS ON 01/13/2016 AT 15.75	37.25	44.01	37.84	6.76-
SOLD 2.385 SHS ON 02/05/2016 AT 15.18	36.21	44.38	35.35	8.17-
SOLD 2.258 SHS ON 03/10/2016 AT 15.94	36.00	42.02	36.62	6.02-
SOLD 2.264 SHS ON 04/07/2016 AT 16.58	37.53	42.13	37.54	4.60-
SOLD 2.263 SHS ON 05/10/2016 AT 16.70	37.80	42.11	37.45	4.31-
SOLD 2.216 SHS ON 06/09/2016 AT 17.07	37.83	41.24	37.38	3.41-
PURCHASED 176 SHS ON 06/29/2016 AT 16.49	2,902.24	2,902.24	2,928.64	
TOTAL	27,204.31	27,343.16	27,161.71	138.85-
COLUMBIA CONTRARIAN CORE				
SOLD 1.007 SHS ON 07/31/2015 AT 22.97	23.13	22.72	23.04	0.41
PURCHASED 845.558 SHS ON 08/11/2015 AT 22.89	19,354.83	19,354.83	19,337.91	
SOLD 1.021 SHS ON 08/19/2015 AT 22.82	23.31	23.20	22.80	0.11
SOLD 1.721 SHS ON 09/11/2015 AT 21.64	37.25	39.11	37.09	1.86-
SOLD 1.677 SHS ON 10/07/2015 AT 21.84	36.62	38.11	36.89	1.49-

TRUST EB FORMAT

Statement Period
Account Number

07/01/2015 through 06/30/2016
115150007300

Schedule Of Reportable Transactions

PLAN NUMBER:

EIN NUMBER: 43-1971558

DESCRIPTION	PURCH/SELL PRICE EXPENSE INCURRED	COST OF ASSET	VALUE OF ASSET ON TXN DATE	NET GAIN OR LOSS
SOLD 1.67 SHS ON 11/16/2015 AT 22.63	37.80	37.95	37.74	0.15-
SOLD 1.655 SHS ON 12/08/2015 AT 22.80	37.74	37.61	37.40	0.13
PURCHASED 51.617 SHS ON 12/14/2015 AT 21.03 FOR REINVESTMENT	1,085.50	1,085.50	1,115.44	
PURCHASED 51.011 SHS ON 12/14/2015 AT 21.03 FOR REINVESTMENT	1,072.77	1,072.77	1,102.35	
SOLD 57.884 SHS ON 12/28/2015 AT 21.49	1,243.92	1,309.75	1,257.24	65.83-
SOLD 1.885 SHS ON 01/13/2016 AT 19.76	37.25	42.65	37.89	5.40-
SOLD 1.841 SHS ON 02/05/2016 AT 19.67	36.21	41.66	35.60	5.45-
SOLD 1.737 SHS ON 03/10/2016 AT 20.72	36.00	39.30	36.63	3.30-
SOLD 1.759 SHS ON 04/07/2016 AT 21.33	37.53	39.80	37.64	2.27-
SOLD 1.733 SHS ON 05/10/2016 AT 21.81	37.80	39.21	37.48	1.41-
SOLD 1.709 SHS ON 06/09/2016 AT 22.14	37.83	38.67	37.44	0.84-
PURCHASED 43.488 SHS ON 06/29/2016 AT 21.59	938.90	938.90	951.08	
TOTAL	24,114.39	24,201.74	24,181.66	87.35-
OAKMARK SELECT				
SOLD .682 SHS ON 07/31/2015 AT 40.76	27.78	27.34	27.72	0.44
PURCHASED 569.12 SHS ON 08/11/2015 AT 40.81	23,225.80	23,225.80	23,134.73	

TRUST EB FORMAT

Statement Period
Account Number

07/01/2015 through 06/30/2016
115150007300

Schedule Of Reportable Transactions

PLAN NUMBER:

EIN NUMBER: 43-1971558

DESCRIPTION	PURCH/SELL PRICE EXPENSE INCURRED	COST OF ASSET	VALUE OF ASSET ON TXN DATE	NET GAIN OR LOSS
SOLD .694 SHS ON 08/19/2015 AT 40.34	27.98	28.07	27.34	0.09-
SOLD 1.18 SHS ON 09/11/2015 AT 37.90	44.71	47.73	44.52	3.02-
SOLD 1.137 SHS ON 10/07/2015 AT 38.65	43.94	45.99	44.30	2.05-
SOLD 1.139 SHS ON 11/16/2015 AT 39.84	45.36	46.07	45.06	0.71-
SOLD 1.144 SHS ON 12/08/2015 AT 39.57	45.27	46.27	44.99	1.00-
PURCHASED 3.494 SHS ON 12/17/2015 AT 38.71 FOR REINVESTMENT	135.27	135.27	134.48	
SOLD 4.564 SHS ON 12/28/2015 AT 39.30	179.38	184.58	181.65	5.20-
SOLD 1.266 SHS ON 01/13/2016 AT 35.31	44.72	51.20	45.37	6.48-
SOLD 1.283 SHS ON 02/05/2016 AT 33.91	43.50	51.89	42.03	8.39-
SOLD 1.215 SHS ON 03/10/2016 AT 35.55	43.19	49.14	44.25	5.95-
SOLD 1.248 SHS ON 04/07/2016 AT 36.10	45.05	50.47	45.39	5.42-
SOLD 1.2 SHS ON 05/10/2016 AT 37.81	45.37	48.53	45.17	3.16-
SOLD 1.172 SHS ON 06/09/2016 AT 38.71	45.37	47.40	44.58	2.03-
PURCHASED 90.226 SHS ON 06/29/2016 AT 37.64	3,396.12	3,396.12	3,430.39	
TOTAL	27,438.81	27,481.87	27,381.97	43.06-

TRUST EB FORMAT

Statement Period
Account Number

07/01/2015 through 06/30/2016
115150007300

Schedule Of Reportable Transactions

PLAN NUMBER:

EIN NUMBER: 43-1971558

DESCRIPTION	PURCH/SELL PRICE EXPENSE INCURRED	COST OF ASSET	VALUE OF ASSET ON TXN DATE	NET GAIN OR LOSS
ROYCE FUNDS SPECIAL EQUITY				
SOLD .843 SHS ON 07/31/2015 AT 21.95	18.51	19.07	18.40	0.56-
PURCHASED 716.151 SHS ON 08/11/2015 AT 21.63	15,490.35	15,490.35	15,425.89	
SOLD .865 SHS ON 08/19/2015 AT 21.56	18.66	19.13	18.31	0.47-
SOLD 1.424 SHS ON 09/11/2015 AT 20.93	29.81	31.49	29.60	1.68-
SOLD 1.406 SHS ON 10/07/2015 AT 20.85	29.31	31.09	29.53	1.78-
SOLD 1.475 SHS ON 11/16/2015 AT 20.51	30.25	32.62	30.10	2.37-
SOLD 1.467 SHS ON 12/08/2015 AT 20.58	30.20	32.44	29.94	2.24-
PURCHASED 20.992 SHS ON 12/17/2015 AT 17.80 FOR REINVESTMENT	373.66	373.66	370.09	
PURCHASED 145.255 SHS ON 12/17/2015 AT 17.80 FOR REINVESTMENT	2,585.54	2,585.54	2,560.85	
SOLD 1,559.468 SHS ON 12/28/2015 AT 17.99	28,054.83	33,768.23	28,132.80	5,713.40-
TOTAL	46,661.12	52,383.62	46,645.51	5,722.50-
UNDISCOVERED MANAGERS BEHAVIORAL VALUE R6				
PURCHASED 530.844 SHS ON 06/29/2016 AT 56.70	30,098.86	30,098.86	30,534.15	
TOTAL	30,098.86	30,098.86	30,534.15	

TRUST EB FORMAT

Statement Period
Account Number

07/01/2015 through 06/30/2016
115150007300

Schedule Of Reportable Transactions

PLAN NUMBER:

EIN NUMBER: 43-1971558

DESCRIPTION	PURCH/SELL PRICE EXPENSE INCURRED	COST OF ASSET	VALUE OF ASSET ON TXN DATE	NET GAIN OR LOSS
UNDISCOVERED MANAGERS BEHAVIORAL VALUE INST				
PURCHASED 538.195 SHS ON 12/28/2015 AT 55.59	29,918.25	29,918.25	30,208.89	
SOLD .592 SHS ON 01/13/2016 AT 50.37	29.81	32.91	30.17	3.10-
SOLD .567 SHS ON 02/05/2016 AT 51.08	28.98	31.52	28.58	2.54-
SOLD .526 SHS ON 03/10/2016 AT 54.79	28.81	29.24	29.43	0.43-
SOLD .535 SHS ON 04/07/2016 AT 56.15	30.03	29.74	30.22	0.29
SOLD .52 SHS ON 05/10/2016 AT 58.21	30.25	28.91	29.95	1.34
SOLD .504 SHS ON 06/09/2016 AT 60.02	30.28	28.02	29.81	2.26
SOLD 534.451 SHS ON 06/29/2016 AT 56.62	30,260.62	29,710.12	30,698.87	550.50
SOLD .5 SHS ON 06/30/2016 AT 57.44	28.72	27.79	28.72	0.93
TOTAL	60,385.75	59,836.50	61,114.64	549.25
VANGUARD GROUP MID CAP INDEX FUND				
SOLD .525 SHS ON 07/31/2015 AT 35.25	18.51	18.21	18.43	0.30
PURCHASED 441.817 SHS ON 08/11/2015 AT 35.05	15,485.70	15,485.70	15,512.19	
SOLD .531 SHS ON 08/19/2015 AT 35.15	18.65	18.51	18.24	0.14
SOLD .894 SHS ON 09/11/2015 AT 33.34	29.81	31.17	29.69	1.36-

TRUST EB FORMAT

Statement Period
Account Number

07/01/2015 through 06/30/2016
115150007300

Schedule Of Reportable Transactions

PLAN NUMBER:

EIN NUMBER: 43-1971558

DESCRIPTION	PURCH/SELL PRICE EXPENSE INCURRED	COST OF ASSET	VALUE OF ASSET ON TXN DATE	NET GAIN OR LOSS
PURCHASED 8.488 SHS ON 09/22/2015 AT 32.58 FOR REINVESTMENT	276.55	276.55	275.52	
SOLD .884 SHS ON 10/07/2015 AT 33.16	29.30	30.80	29.62	1.50-
SOLD .912 SHS ON 11/16/2015 AT 33.17	30.25	31.78	30.21	1.53-
SOLD .905 SHS ON 12/08/2015 AT 33.37	30.20	31.53	29.92	1.33-
PURCHASED 4.536 SHS ON 12/22/2015 AT 32.65 FOR REINVESTMENT	148.10	148.10	150.37	
PURCHASED 8.557 SHS ON 12/28/2015 AT 33.04	282.73	282.73	285.20	
SOLD .997 SHS ON 01/13/2016 AT 29.89	29.80	34.71	30.11	4.91-
SOLD .981 SHS ON 02/05/2016 AT 29.52	28.97	34.15	28.24	5.18-
SOLD .904 SHS ON 03/10/2016 AT 31.87	28.80	31.47	29.43	2.67-
PURCHASED 2.173 SHS ON 03/14/2016 AT 32.39 FOR REINVESTMENT	70.38	70.38	69.86	
SOLD .919 SHS ON 04/07/2016 AT 32.69	30.03	31.99	30.15	1.96-
SOLD .902 SHS ON 05/10/2016 AT 33.52	30.25	31.40	29.93	1.15-
SOLD .878 SHS ON 06/09/2016 AT 34.48	30.27	30.56	29.83	0.29-
PURCHASED 3.443 SHS ON 06/13/2016 AT 33.53 FOR REINVESTMENT	115.44	115.44	115.07	
SOLD 904.779 SHS ON 06/29/2016 AT 33.29	30,120.09	31,489.74	30,581.53	1,369.65-

TRUST EB FORMAT

Statement Period
Account Number

07/01/2015 through 06/30/2016
115150007300

Schedule Of Reportable Transactions

PLAN NUMBER:

EIN NUMBER: 43-1971558

DESCRIPTION	PURCH/SELL PRICE EXPENSE INCURRED	COST OF ASSET	VALUE OF ASSET ON TXN DATE	NET GAIN OR LOSS
TOTAL	46,833.83	48,224.92	47,323.54	1,391.09-
TOTAL MUTUAL FUND - DOMESTIC EQUITY	292,826.89	299,660.49	294,983.59	6,833.60-
MUTUAL FUND - INTERNATIONAL EQUITY				
BRANDES FUNDS INTERNATIONAL EQUITY - R6				
PURCHASED 2,532.343 SHS ON 06/29/2016 AT 14.85	37,605.30	37,605.30	37,478.68	
PURCHASED 33.057 SHS ON 06/30/2016 AT 14.80 FOR REINVESTMENT	489.24	489.24	479.66	
TOTAL	38,094.54	38,094.54	37,958.34	
BRANDES FUNDS INSTITUTIONAL INTERNATIONAL EQ				
SOLD 1.361 SHS ON 07/31/2015 AT 16.99	23.13	23.38	23.06	0.25-
PURCHASED 1,141.802 SHS ON 08/11/2015 AT 16.95	19,353.54	19,353.54	19,239.36	
SOLD 1.414 SHS ON 08/19/2015 AT 16.48	23.31	24.13	22.94	0.82-
SOLD 2.388 SHS ON 09/11/2015 AT 15.60	37.25	40.75	37.04	3.50-
PURCHASED 13.883 SHS ON 09/30/2015 AT 14.92 FOR REINVESTMENT	207.13	207.13	210.19	
SOLD 2.319 SHS ON 10/07/2015 AT 15.79	36.62	39.54	36.96	2.92-
SOLD 2.414 SHS ON 11/16/2015 AT 15.66	37.80	41.16	38.00	3.36-
SOLD 2.465 SHS ON 12/08/2015 AT 15.31	37.74	42.03	37.76	4.29-
PURCHASED 148.564 SHS ON 12/28/2015 AT 15.39	2,286.40	2,286.40	2,302.74	

TRUST EB FORMAT

Statement Period
Account Number

07/01/2015 through 06/30/2016
115150007300

Schedule Of Reportable Transactions

PLAN NUMBER:

EIN NUMBER: 43-1971558

DESCRIPTION	PURCH/SELL PRICE EXPENSE INCURRED	COST OF ASSET	VALUE OF ASSET ON TXN DATE	NET GAIN OR LOSS
PURCHASED 11.05 SHS ON 12/31/2015 AT 15.14 FOR REINVESTMENT	167.29	167.29	164.09	
SOLD 2.621 SHS ON 01/13/2016 AT 14.21	37.25	44.40	37.56	7.15-
SOLD 2.557 SHS ON 02/05/2016 AT 14.16	36.21	43.32	35.49	7.11-
SOLD 2.407 SHS ON 03/10/2016 AT 14.95	35.99	40.78	36.78	4.79-
PURCHASED 8.358 SHS ON 03/31/2016 AT 15.29 FOR REINVESTMENT	127.79	127.79	125.54	
SOLD 2.535 SHS ON 04/07/2016 AT 14.80	37.52	42.93	38.25	5.41-
SOLD 2.447 SHS ON 05/10/2016 AT 15.45	37.80	41.44	37.54	3.64-
SOLD 2.436 SHS ON 06/09/2016 AT 15.53	37.83	41.25	36.83	3.42-
SOLD 2,432.733 SHS ON 06/29/2016 AT 14.83	36,077.43	41,199.33	35,955.79	5,121.90-
SOLD .5 SHS ON 06/30/2016 AT 14.78	7.39	8.47	7.43	1.08-
TOTAL	58,645.42	63,815.06	58,423.35	5,169.64-
HARTFORD HARTFORD INTERNATIONAL VALUE INSTL				
SOLD 1.216 SHS ON 07/31/2015 AT 15.21	18.50	18.60	18.48	0.10-
PURCHASED 1,011.686 SHS ON 08/11/2015 AT 15.30	15,478.80	15,478.80	15,377.63	
SOLD 1.247 SHS ON 08/19/2015 AT 14.95	18.64	19.08	18.29	0.44-
SOLD 2.107 SHS ON 09/11/2015 AT 14.14	29.79	32.24	29.67	2.45-

TRUST EB FORMAT

Statement Period
Account Number

07/01/2015 through 06/30/2016
115150007300

Schedule Of Reportable Transactions

PLAN NUMBER:

EIN NUMBER: 43-1971558

DESCRIPTION	PURCH/SELL PRICE EXPENSE INCURRED	COST OF ASSET	VALUE OF ASSET ON TXN DATE	NET GAIN OR LOSS
SOLD 2.02 SHS ON 10/07/2015 AT 14.50	29.29	30.91	29.39	1.62-
SOLD 2.123 SHS ON 11/16/2015 AT 14.24	30.23	32.48	30.34	2.25-
SOLD 2.136 SHS ON 12/08/2015 AT 14.13	30.18	32.68	30.20	2.50-
PURCHASED 20.663 SHS ON 12/11/2015 AT 13.65 FOR REINVESTMENT	282.05	282.05	282.05	
PURCHASED 17.842 SHS ON 12/11/2015 AT 13.65 FOR REINVESTMENT	243.54	243.54	243.54	
PURCHASED 84.023 SHS ON 12/28/2015 AT 14.00	1,176.32	1,176.32	1,167.92	
PURCHASED 34.003 SHS ON 12/29/2015 AT 13.90 FOR REINVESTMENT	472.64	472.64	465.16	
SOLD 2.336 SHS ON 01/13/2016 AT 12.75	29.79	35.50	29.85	5.71-
SOLD 2.334 SHS ON 02/05/2016 AT 12.41	28.96	35.47	28.52	6.51-
SOLD 2.204 SHS ON 03/10/2016 AT 13.06	28.79	33.50	29.51	4.71-
SOLD 2.335 SHS ON 04/07/2016 AT 12.85	30.01	35.49	30.78	5.48-
SOLD 2.216 SHS ON 05/10/2016 AT 13.64	30.23	33.68	30.12	3.45-
SOLD 2.158 SHS ON 06/09/2016 AT 14.02	30.26	32.80	29.46	2.54-
SOLD 2,155.345 SHS ON 06/29/2016 AT 13.19	28,429.00	32,757.84	28,709.20	4,328.84-
SOLD .5 SHS ON 06/30/2016 AT 13.32	6.66	7.60	6.69	0.94-

TRUST EB FORMAT

Statement Period
Account Number

07/01/2015 through 06/30/2016
115150007300

Schedule Of Reportable Transactions

PLAN NUMBER:

EIN NUMBER: 43-1971558

DESCRIPTION	PURCH/SELL PRICE EXPENSE INCURRED	COST OF ASSET	VALUE OF ASSET ON TXN DATE	NET GAIN OR LOSS
TOTAL	46,423.68	50,791.22	46,586.80	4,367.54-
HARTFORD INTERNATIONAL VALUE - Y				
PURCHASED 2,237.829 SHS ON 06/29/2016 AT 13.44	30,076.42	30,076.42	30,367.34	
TOTAL	30,076.42	30,076.42	30,367.34	
CLEARBRIDGE INTERNATIONAL SMALL CAP I				
SOLD .696 SHS ON 07/31/2015 AT 16.62	11.57	11.65	11.51	0.08-
PURCHASED 585.003 SHS ON 08/11/2015 AT 16.55	9,681.80	9,681.80	9,623.30	
SOLD .714 SHS ON 08/19/2015 AT 16.34	11.66	11.88	11.45	0.22-
SOLD 1.196 SHS ON 09/11/2015 AT 15.58	18.63	19.91	18.50	1.28-
SOLD 1.164 SHS ON 10/07/2015 AT 15.74	18.32	19.37	18.41	1.05-
SOLD 1.226 SHS ON 11/16/2015 AT 15.43	18.91	20.41	19.00	1.50-
SOLD 1.204 SHS ON 12/08/2015 AT 15.68	18.88	20.04	18.83	1.16-
PURCHASED 14.976 SHS ON 12/22/2015 AT 15.31 FOR REINVESTMENT	229.28	229.28	231.83	
PURCHASED 40.777 SHS ON 12/28/2015 AT 15.42	628.78	628.78	633.67	
SOLD 1.289 SHS ON 01/13/2016 AT 14.45	18.63	21.38	18.56	2.75-
SOLD 1.285 SHS ON 02/05/2016 AT 14.09	18.11	21.31	17.80	3.20-
SOLD 1.231 SHS ON 03/10/2016 AT 14.63	18.01	20.42	18.34	2.41-

TRUST EB FORMAT

Statement Period
Account Number

07/01/2015 through 06/30/2016
115150007300

Schedule Of Reportable Transactions

PLAN NUMBER:

EIN NUMBER: 43-1971558

DESCRIPTION	PURCH/SELL PRICE EXPENSE INCURRED	COST OF ASSET	VALUE OF ASSET ON TXN DATE	NET GAIN OR LOSS
SOLD 1.263 SHS ON 04/07/2016 AT 14.86	18.77	20.95	19.08	2.18-
SOLD 1.253 SHS ON 05/10/2016 AT 15.09	18.91	20.78	18.86	1.87-
SOLD 1.221 SHS ON 06/09/2016 AT 15.50	18.93	20.25	18.51	1.32-
SOLD 1,204.639 SHS ON 06/29/2016 AT 14.48	17,443.17	19,981.04	17,611.82	2,537.87-
SOLD .5 SHS ON 06/30/2016 AT 14.62	7.31	8.29	7.39	0.98-
TOTAL	28,199.67	30,757.54	28,316.86	2,557.87-
THORNBURG INVESTMENT INCOME BUILDER I				
SOLD 1.072 SHS ON 07/31/2015 AT 21.57	23.13	22.89	23.07	0.24
PURCHASED 906.065 SHS ON 08/11/2015 AT 21.36	19,353.54	19,353.54	19,226.70	
SOLD 1.111 SHS ON 08/19/2015 AT 20.98	23.31	23.73	23.01	0.42-
SOLD 1.881 SHS ON 09/11/2015 AT 19.80	37.25	40.17	37.09	2.92-
PURCHASED 14.867 SHS ON 09/24/2015 AT 19.29 FOR REINVESTMENT	286.79	286.79	283.66	
SOLD 1.835 SHS ON 10/07/2015 AT 19.96	36.62	39.16	36.76	2.54-
SOLD 1.924 SHS ON 11/16/2015 AT 19.65	37.80	41.05	38.02	3.25-
SOLD 1.962 SHS ON 12/08/2015 AT 19.24	37.74	41.87	37.59	4.13-
PURCHASED 132.168 SHS ON 12/28/2015 AT 19.17	2,533.67	2,533.67	2,549.52	

TRUST EB FORMAT

Statement Period
Account Number

07/01/2015 through 06/30/2016
115150007300

Schedule Of Reportable Transactions

PLAN NUMBER:

EIN NUMBER: 43-1971558

DESCRIPTION	PURCH/SELL PRICE EXPENSE INCURRED	COST OF ASSET	VALUE OF ASSET ON TXN DATE	NET GAIN OR LOSS
PURCHASED 25.563 SHS ON 12/24/2015 AT 19.23 FOR REINVESTMENT	491.58	491.58	493.11	
SOLD 2.069 SHS ON 01/13/2016 AT 18.00	37.25	43.79	37.41	6.54-
SOLD 2.002 SHS ON 02/05/2016 AT 18.09	36.21	42.37	35.46	6.16-
SOLD 1.919 SHS ON 03/10/2016 AT 18.75	35.99	40.62	36.48	4.63-
PURCHASED 19.288 SHS ON 03/24/2016 AT 18.95 FOR REINVESTMENT	365.50	365.50	367.82	
SOLD 1.976 SHS ON 04/07/2016 AT 18.99	37.52	41.78	37.70	4.26-
SOLD 1.952 SHS ON 05/10/2016 AT 19.36	37.80	41.27	37.60	3.47-
SOLD 1.924 SHS ON 06/09/2016 AT 19.66	37.83	40.68	37.33	2.85-
PURCHASED 21.236 SHS ON 06/24/2016 AT 18.87 FOR REINVESTMENT	400.73	400.73	401.15	
SOLD 13.119 SHS ON 06/29/2016 AT 19.29	253.06	277.08	255.69	24.02-
TOTAL	24,103.32	24,168.27	23,995.17	64.95-
TOTAL MUTUAL FUND - INTERNATIONAL EQUITY	225,543.05	237,703.05	225,647.86	12,160.00-
MUTUAL FUND - REAL ESTATE				
COHEN AND STEERS REAL ESTATE SECURITIES CLASS I				
SOLD 1.134 SHS ON 07/31/2015 AT 14.28	16.20	17.73	16.26	1.53-
PURCHASED 944.226 SHS ON 08/11/2015 AT 14.35	13,549.65	13,549.65	13,596.85	

TRUST EB FORMAT

Statement Period
Account Number

07/01/2015 through 06/30/2016
115150007300

Schedule Of Reportable Transactions

PLAN NUMBER:

EIN NUMBER: 43-1971558

DESCRIPTION	PURCH/SELL PRICE EXPENSE INCURRED	COST OF ASSET	VALUE OF ASSET ON TXN DATE	NET GAIN OR LOSS
SOLD 1.119 SHS ON 08/19/2015 AT 14.58	16.32	16.80	16.18	0.48-
SOLD 1.932 SHS ON 09/11/2015 AT 13.50	26.08	29.01	26.08	2.93-
PURCHASED 10.702 SHS ON 09/30/2015 AT 13.84 FOR REINVESTMENT	148.12	148.12	150.47	
SOLD 1.779 SHS ON 10/07/2015 AT 14.41	25.64	26.70	25.85	1.06-
SOLD 1.848 SHS ON 11/16/2015 AT 14.32	26.46	27.73	26.56	1.27-
SOLD 1.808 SHS ON 12/08/2015 AT 14.61	26.42	27.13	26.29	0.71-
PURCHASED 16.344 SHS ON 12/10/2015 AT 13.99 FOR REINVESTMENT	228.65	228.65	229.63	
PURCHASED 14.109 SHS ON 12/10/2015 AT 13.99 FOR REINVESTMENT	197.38	197.38	198.23	
PURCHASED 30.592 SHS ON 12/10/2015 AT 13.99 FOR REINVESTMENT	427.98	427.98	429.82	
SOLD 212.942 SHS ON 12/28/2015 AT 14.52	3,091.92	3,188.96	3,123.86	97.04-
SOLD 1.882 SHS ON 01/13/2016 AT 13.86	26.08	28.18	25.99	2.10-
SOLD 1.864 SHS ON 02/05/2016 AT 13.60	25.35	27.91	24.49	2.56-
SOLD 1.775 SHS ON 03/10/2016 AT 14.20	25.20	26.58	25.79	1.38-
PURCHASED 10.227 SHS ON 03/31/2016 AT 15.11 FOR REINVESTMENT	154.53	154.53	154.53	
SOLD 1.751 SHS ON 04/07/2016 AT 15.00	26.27	26.22	26.42	0.05

TRUST EB FORMAT

Statement Period
Account Number

07/01/2015 through 06/30/2016
115150007300

Schedule Of Reportable Transactions

PLAN NUMBER:

EIN NUMBER: 43-1971558

DESCRIPTION	PURCH/SELL PRICE EXPENSE INCURRED	COST OF ASSET	VALUE OF ASSET ON TXN DATE	NET GAIN OR LOSS
SOLD 1.702 SHS ON 05/10/2016 AT 15.55	26.46	25.49	25.92	0.97
SOLD 1.73 SHS ON 06/09/2016 AT 15.31	26.49	25.91	26.35	0.58
SOLD 1,801.362 SHS ON 06/29/2016 AT 15.91	28,659.67	26,978.12	28,389.47	1,681.55
SOLD .5 SHS ON 06/30/2016 AT 15.76	7.88	7.49	7.89	0.39
PURCHASED .003 SHS ON 06/30/2016 AT 15.76 FOR REINVESTMENT	0.04	0.04	0.05	
PURCHASED .007 SHS ON 06/30/2016 AT 15.76 FOR REINVESTMENT	0.11	0.11	0.11	
TOTAL	46,758.90	45,186.42	46,573.09	1,572.48
COHEN AND STEERS REAL ESTATE SECURITIES - Z				
PURCHASED 1,654.805 SHS ON 06/29/2016 AT 15.91	26,327.94	26,327.94	26,079.73	
PURCHASED 9.345 SHS ON 06/30/2016 AT 15.76 FOR REINVESTMENT	147.28	147.28	148.87	
PURCHASED 22.26 SHS ON 06/30/2016 AT 15.76 FOR REINVESTMENT	350.82	350.82	354.60	
TOTAL	26,826.04	26,826.04	26,583.20	
TOTAL MUTUAL FUND - REAL ESTATE	73,584.94	72,012.46	73,156.29	1,572.48
TOTAL SECURITY TRANSACTIONS EXCEEDING 5%		1,139,121.13		

TRUST EB FORMAT

Statement Period 07/01/2015 through 06/30/2016
Account Number 115150007300

Schedule Of Reportable Transactions

PLAN NUMBER:

EIN NUMBER: 43-1971558

DESCRIPTION	PURCH/SELL PRICE EXPENSE INCURRED	COST OF ASSET	VALUE OF ASSET ON TXN DATE	NET GAIN OR LOSS
BEGINNING MARKET VALUE:	387,845.80			
SINGLE TRANSACTIONS EXCEEDING 5%:				
08/12/2015 PURCHASED 569.12 SHS OAKMARK SELECT ON 08/11/2015 AT 40.81		23,225.80		
08/12/2015 PURCHASED 1,792.897 SHS FRANKLIN TEMPLETON MUTUAL FDS. GLOBAL BOND FUND ADV CLASS ON 08/11/2015 AT 11.89		21,317.54		
08/12/2015 PURCHASED 1,999.984 SHS LEGG MASON WESTERN ASSET CORE PLUS BOND ON 08/11/2015 AT 11.61		23,219.81		
08/12/2015 PURCHASED 1,972.796 SHS BLACKROCK TOTAL RETURN ON 08/11/2015 AT 11.77		23,219.81		
08/12/2015 PURCHASED 1,619.234 SHS PRUDENTIAL FUNDS TOTAL RETURN BOND CL Q ON 08/11/2015 AT 14.34		23,219.81		
12/29/2015 SOLD 1,559.468 SHS ROYCE FUNDS SPECIAL EQUITY ON 12/28/2015 AT 17.99		33,768.23		
12/29/2015 PURCHASED 538.195 SHS UNDISCOVERED MANAGERS BEHAVIORAL VALUE INST ON 12/28/2015 AT 55.59		29,918.25		
06/30/2016 SOLD 4,395.575 SHS DELAWARE FUNDS DIVERSIFIED INCOME ON 06/29/2016 AT 8.87		38,861.57		
06/30/2016 SOLD 1,801.362 SHS COHEN AND STEERS REAL ESTATE SECURITIES CLASS I ON 06/29/2016 AT 15.91		26,978.12		
06/30/2016 PURCHASED 3,675.377 SHS FRANKLIN TEMPLETON MUTUAL FDS. GLOBAL BOND R6 ON 06/29/2016 AT 11.27		41,421.50		
06/30/2016 SOLD 534.451 SHS UNDISCOVERED MANAGERS BEHAVIORAL VALUE INST ON 06/29/2016 AT 56.62		29,710.12		

TRUST EB FORMAT

Statement Period
Account Number

07/01/2015 through 06/30/2016
115150007300

Schedule Of Reportable Transactions

PLAN NUMBER:

EIN NUMBER: 43-1971558

DESCRIPTION	PURCH/SELL PRICE EXPENSE INCURRED	COST OF ASSET	VALUE OF ASSET ON TXN DATE	NET GAIN OR LOSS
06/30/2016 SOLD 2,155.345 SHS HARTFORD HARTFORD INTERNATIONAL VALUE INSTL ON 06/29/2016 AT 13.19		32,757.84		
06/30/2016 SOLD 3,956.891 SHS LEGG MASON WESTERN ASSET CORE PLUS BOND ON 06/29/2016 AT 11.85		45,720.21		
06/30/2016 SOLD 3,598.339 SHS FRANKLIN TEMPLETON MUTUAL FDS. GLOBAL BOND FUND ADV CLASS ON 06/29/2016 AT 11.27		43,214.08		
06/30/2016 SOLD 904.779 SHS VANGUARD GROUP MID CAP INDEX FUND ON 06/29/2016 AT 33.29		31,489.74		
06/30/2016 PURCHASED 2,237.829 SHS HARTFORD INTERNATIONAL VALUE - Y ON 06/29/2016 AT 13.44		30,076.42		
06/30/2016 SOLD 2,432.733 SHS BRANDES FUNDS INSTITUTIONAL INTERNATIONAL EQ ON 06/29/2016 AT 14.83		41,199.33		
06/30/2016 PURCHASED 3,807.405 SHS LEGG MASON CORE PLUS BOND IS ON 06/29/2016 AT 11.85		45,117.75		
06/30/2016 SOLD 3,921.51 SHS BLACKROCK TOTAL RETURN ON 06/29/2016 AT 11.94		46,067.13		
06/30/2016 PURCHASED 2,752.957 SHS ALGER FUNDS SMALL CAP FOCUS Z ON 06/29/2016 AT 10.93		30,089.82		
06/30/2016 PURCHASED 1,654.805 SHS COHEN AND STEERS REAL ESTATE SECURITIES - Z ON 06/29/2016 AT 15.91		26,327.94		
06/30/2016 PURCHASED 2,532.343 SHS BRANDES FUNDS INTERNATIONAL EQUITY - R6 ON 06/29/2016 AT 14.85		37,605.30		

TRUST EB FORMAT

Statement Period
Account Number

07/01/2015 through 06/30/2016
115150007300

Schedule Of Reportable Transactions

PLAN NUMBER:

EIN NUMBER: 43-1971558

DESCRIPTION	PURCH/SELL PRICE EXPENSE INCURRED	COST OF ASSET	VALUE OF ASSET ON TXN DATE	NET GAIN OR LOSS
06/30/2016 PURCHASED 3,778.706 SHS BLACKROCK TOTAL RETURN - K ON 06/29/2016 AT 11.94		45,117.75		
06/30/2016 PURCHASED 2,057.325 SHS GUGGENHEIM INVESTMENTS INVESTMENT GRADE BOND FUND ON 06/29/2016 AT 18.28		37,607.90		
06/30/2016 PURCHASED 530.844 SHS UNDISCOVERED MANAGERS BEHAVIORAL VALUE R6 ON 06/29/2016 AT 56.70		30,098.86		
TOTAL SINGLE TRANSACTIONS EXCEEDING 5%		837,350.63		

TRUST EB FORMAT

Statement Period
Account Number

07/01/2015 through 06/30/2016
115150007300

Balance Sheet

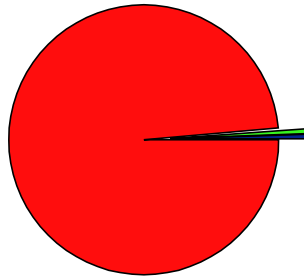
	AS OF 07/01/2015		AS OF 06/30/2016	
	AVG COST VALUE	MARKET VALUE	AVG COST VALUE	MARKET VALUE
A S S E T S				
CASH	2,560.36	2,560.36	1,522.78	1,522.78
DUE FROM BROKERS	0.00	0.00	90.02	90.02
TOTAL CASH & RECEIVABLES	2,560.36	2,560.36	1,612.80	1,612.80
MUTUAL FUNDS				
MUTUAL FUND - BALANCED	65,811.84	65,911.44	0.00	0.00
MUTUAL FUND - FIXED INCOME	118,166.71	118,161.82	293,626.94	294,503.21
MUTUAL FUND - DOMESTIC EQUITY	120,005.03	120,387.86	225,813.66	216,257.07
MUTUAL FUND - INTERNATIONAL EQUI	69,916.13	69,804.51	205,456.71	199,516.29
MUTUAL FUND - REAL ESTATE	15,773.65	13,580.17	53,018.10	53,539.28
TOTAL MUTUAL FUNDS	389,673.36	387,845.80	777,915.41	763,815.85
TOTAL HOLDINGS	389,673.36	387,845.80	777,915.41	763,815.85
TOTAL ASSETS	392,233.72	390,406.16	779,528.21	765,428.65
L I A B I L I T I E S				
DUE TO BROKERS	2,560.36	2,560.36	1,522.54	1,522.54
TOTAL LIABILITIES	2,560.36	2,560.36	1,522.54	1,522.54
TOTAL NET ASSET VALUE	389,673.36	387,845.80	778,005.67	763,906.11




TRUST EB FORMAT

Statement Period
Account Number


07/01/2015 through 06/30/2016
115150007300




Beginning Market Allocation



0.7%		CASH & RECEIVABLES	2,560.36
0.7%		LIABILITIES	2,560.36-
100.0%		MUTUAL FUNDS	387,845.80
100.0%		Total	387,845.80

Ending Market Allocation



0.2%		CASH & RECEIVABLES	1,612.80
0.2%		LIABILITIES	1,522.54-
100.0%		MUTUAL FUNDS	763,815.85
100.0%		Total	763,906.11

TRUST EB FORMAT

Statement Period
Account Number

07/01/2015 through 06/30/2016
115150007300

Schedule Of Prior Period Trades Settled

DATE	DESCRIPTION	DUE FROM BROKERS	DUE TO BROKERS
07/01/2015	PURCHASED 8.977 SHS LEGG MASON BW GLOBAL OPPORTUNITIES BOND IS ON 06/30/2015 AT 10.32 FOR REINVESTMENT		92.64
07/02/2015	PURCHASED 10.301 SHS BRANDES FUNDS INSTITUTIONAL INTERNATIONAL EQ ON 06/30/2015 AT 17.00 FOR REINVESTMENT		175.11
07/02/2015	PURCHASED 1.992 SHS BRANDES FUNDS INTERNATIONAL SMALL CAP EQUITY ON 06/30/2015 AT 13.10 FOR REINVESTMENT		26.09
07/02/2015	PURCHASED 4.499 SHS BRANDES FUNDS EMERGING MARKETS FUND CLASS I ON 06/30/2015 AT 7.69 FOR REINVESTMENT		34.60
07/02/2015	PURCHASED 6.832 SHS COHEN AND STEERS REAL ESTATE SECURITIES CLASS I ON 06/30/2015 AT 13.46 FOR REINVESTMENT		91.96
07/02/2015	PURCHASED 42.684 SHS COHEN AND STEERS REAL ESTATE SECURITIES CLASS I ON 06/30/2015 AT 13.46 FOR REINVESTMENT		574.52
07/02/2015	PURCHASED 115.766 SHS COHEN AND STEERS REAL ESTATE SECURITIES CLASS I ON 06/30/2015 AT 13.46 FOR REINVESTMENT		1,558.21
07/07/2015	PURCHASED .173 SHS BLACKROCK TOTAL RETURN ON 06/30/2015 AT 11.73 FOR REINVESTMENT		2.03
07/07/2015	PURCHASED .06 SHS BLACKROCK STRATEGIC INCOME FUND ON 06/30/2015 AT 10.08 FOR REINVESTMENT		0.60
07/07/2015	PURCHASED .069 SHS LEGG MASON BW ALTERNATIVE CREDIT ON 06/30/2015 AT 10.36 FOR REINVESTMENT		0.71

TRUST EB FORMAT

Statement Period
Account Number

07/01/2015 through 06/30/2016
115150007300

Schedule Of Prior Period Trades Settled

DATE	DESCRIPTION	DUE FROM BROKERS	DUE TO BROKERS
07/07/2015	PURCHASED .181 SHS LEGG MASON WESTERN ASSET CORE PLUS BOND ON 06/30/2015 AT 11.51 FOR REINVESTMENT		2.08
07/07/2015	PURCHASED .127 SHS PRUDENTIAL FUNDS TOTAL RETURN BOND CL Q ON 06/30/2015 AT 14.22 FOR REINVESTMENT		1.81
	TOTAL PRIOR PERIOD TRADES SETTLED		2,560.36
	NET RECEIVABLE/PAYABLE		2,560.36-

Statement Period
Account Number

07/01/2015 through 06/30/2016
115150007300

Schedule Of Pending Trades End Of Period

DATE	DESCRIPTION	DUE FROM BROKERS	DUE TO BROKERS
07/01/2016	SOLD .5 SHS BLACKROCK TOTAL RETURN ON 06/30/2016 AT 11.94	5.97	
07/01/2016	SOLD .5 SHS BLACKROCK STRATEGIC INCOME FUND ON 06/30/2016 AT 9.72	4.86	
07/01/2016	SOLD .5 SHS BRANDES FUNDS INSTITUTIONAL INTERNATIONAL EQ ON 06/30/2016 AT 14.78	7.39	
07/01/2016	SOLD .5 SHS COHEN AND STEERS REAL ESTATE SECURITIES CLASS I ON 06/30/2016 AT 15.76	7.88	
07/01/2016	SOLD .5 SHS DELAWARE FUNDS DIVERSIFIED INCOME ON 06/30/2016 AT 8.87	4.44	
07/01/2016	SOLD .5 SHS HARTFORD WORLD BOND I ON 06/30/2016 AT 10.38	5.19	
07/01/2016	SOLD .5 SHS HARTFORD HARTFORD INTERNATIONAL VALUE INSTL ON 06/30/2016 AT 13.32	6.66	
07/01/2016	SOLD .5 SHS CLEARBRIDGE INTERNATIONAL SMALL CAP I ON 06/30/2016 AT 14.62	7.31	
07/01/2016	SOLD .5 SHS FRANKLIN TEMPLETON MUTUAL FDS. GLOBAL BOND FUND ADV CLASS ON 06/30/2016 AT 11.32	5.66	
07/01/2016	SOLD .5 SHS UNDISCOVERED MANAGERS BEHAVIORAL VALUE INST ON 06/30/2016 AT 57.44	28.72	
07/01/2016	SOLD .5 SHS LEGG MASON WESTERN ASSET CORE PLUS BOND ON 06/30/2016 AT 11.87	5.94	
07/01/2016	PURCHASED 8.173 SHS BLACKROCK TOTAL RETURN ON 06/30/2016 AT 11.94 FOR REINVESTMENT		97.58

Statement Period
Account Number

07/01/2015 through 06/30/2016
115150007300

Schedule Of Pending Trades End Of Period

DATE	DESCRIPTION	DUE FROM BROKERS	DUE TO BROKERS
07/01/2016	PURCHASED 4.78 SHS BLACKROCK STRATEGIC INCOME FUND ON 06/30/2016 AT 9.72 FOR REINVESTMENT		46.46
07/01/2016	PURCHASED 7.681 SHS PRUDENTIAL FUNDS TOTAL RETURN BOND CL Q ON 06/30/2016 AT 14.70 FOR REINVESTMENT		112.91
07/01/2016	PURCHASED 10.205 SHS LEGG MASON WESTERN ASSET CORE PLUS BOND ON 06/30/2016 AT 11.87 FOR REINVESTMENT		121.13
07/05/2016	PURCHASED 33.057 SHS BRANDES FUNDS INTERNATIONAL EQUITY - R6 ON 06/30/2016 AT 14.80 FOR REINVESTMENT		489.24
07/05/2016	PURCHASED 3.335 SHS BRANDES FUNDS INTERNATIONAL SMALL CAP EQUITY ON 06/30/2016 AT 12.79 FOR REINVESTMENT		42.66
07/05/2016	PURCHASED 14.866 SHS BRANDES FUNDS EMERGING MARKETS FUND CLASS I ON 06/30/2016 AT 7.40 FOR REINVESTMENT		110.01
07/05/2016	PURCHASED .003 SHS COHEN AND STEERS REAL ESTATE SECURITIES CLASS I ON 06/30/2016 AT 15.76 FOR REINVESTMENT		0.04
07/05/2016	PURCHASED .007 SHS COHEN AND STEERS REAL ESTATE SECURITIES CLASS I ON 06/30/2016 AT 15.76 FOR REINVESTMENT		0.11
07/05/2016	PURCHASED 9.345 SHS COHEN AND STEERS REAL ESTATE SECURITIES - Z ON 06/30/2016 AT 15.76 FOR REINVESTMENT		147.28

TRUST EB FORMAT

Statement Period
Account Number

07/01/2015 through 06/30/2016
115150007300

Schedule Of Pending Trades End Of Period

DATE	DESCRIPTION	DUE FROM BROKERS	DUE TO BROKERS
07/05/2016	PURCHASED 22.26 SHS COHEN AND STEERS REAL ESTATE SECURITIES - Z ON 06/30/2016 AT 15.76 FOR REINVESTMENT		350.82
07/07/2016	DELIVERED .01 SHS COHEN AND STEERS REAL ESTATE SECURITIES CLASS I TRADE DATE 06/30/2016		
07/07/2016	PURCHASED .362 SHS LEGG MASON CORE PLUS BOND IS ON 06/30/2016 AT 11.87 FOR REINVESTMENT		4.30
	TOTAL PENDING TRADES END OF PERIOD	90.02	1,522.54
	NET RECEIVABLE/PAYABLE		1,432.52-