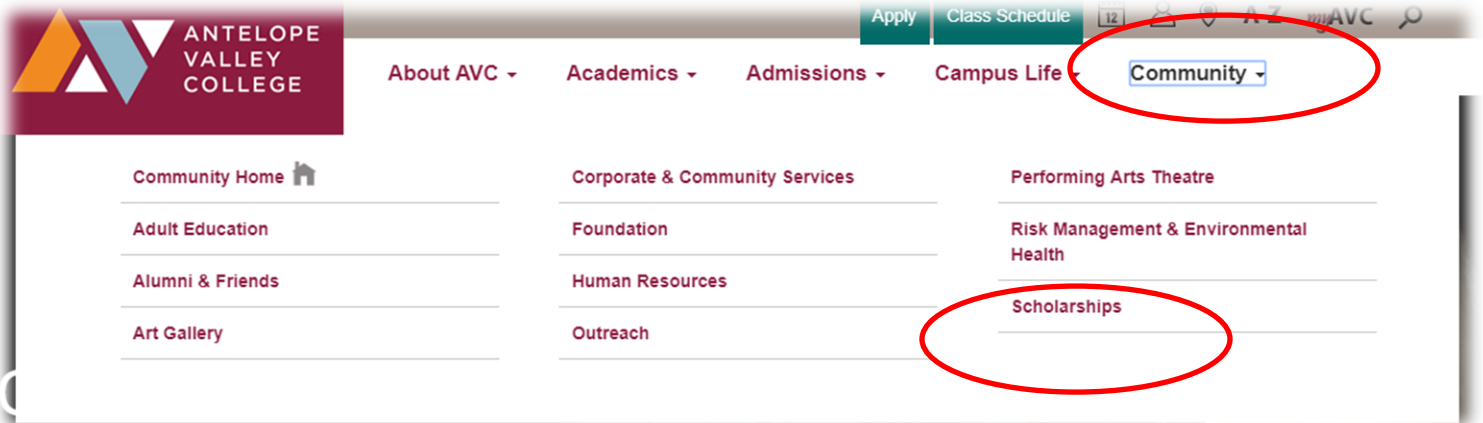


2019-20 Foundation Scholarship Application Tips



- Hover Mouse over **Community** on the www.avc.edu website.
- Click on **Scholarships**.

Foundation Scholarships

HOW DO I APPLY?

The AVC Foundation has over 200 scholarships available to students each year. For a Foundation scholarship, students simply fill out **one** application, and they are screened for all scholarships for which they are eligible.

Foundation scholarships are awarded once a year.

CLICK BELOW TO LOG-IN AND APPLY!

[Student Scholarship Log-in](#)

- Use your myAVC user name and password to log into the system.
- [Online Scholarship System User Guide](#)

LISTING OF AVC FOUNDATION SCHOLARSHIPS

- Click on **Student Scholarship Log-in**.

Your session will expire in: 43:55

My Applications

Welcome, Geneva A Cardinas, to Scholarship Manager!

Applications **1**

2019 Antelope Valley College Foundation Scholarship Application
Academic Year 2019-2020

This application is for all students who wish to apply for a scholarship.

You only need to submit one application for all scholarships.

Be complete with your answers. The system will automatically match you with all scholarships for which you qualify. Final awards will be determined by the scholarship committee.

START NOW! Start working on your personal statement and connect with a teacher or community leader for **one** letter of recommendation!

IMPORTANT NOTE: In order to qualify for scholarships you must be enrolled in 6 or more units and have a 2.0 or higher GPA.

Due Date:
3/2/2018 11:59:00 PM

Current Status:
Started: 12/7/2017

[Continue Application](#)


You may see two application years. Be sure that the application has **2019** in the title.

Click on either **START APPLICATION** or **CONTINUE APPLICATION** (Once your application is completed the button changes to Review your answers)

Once your application is completed you can Manage your letters of recommendation. Add or delete a recommender or send a reminder email if they haven't completed it yet. (Be sure to keep in touch with them until it is done so that you can ensure that it is completed by the Deadline)

* Please be mindful of your time on the upper right corner of the web page. You page will still allow you to type even after the time runs out. However, when you go to save or continue to the next page, your information will not save and you WILL have to start over. Saving the page or continuing to the next page of the application will restart the clock.

Please provide the information below.

 **Wait! You are not done yet!**

Please scroll down this page to review your answers. If you need to make changes, click on the appropriate page link to return to that page.

Please be sure to read any instructions and disclaimers. When you are satisfied with your responses and are ready to submit your application, press the "Submit Application" button. Note, there are "Submit Application" buttons at the top and bottom of the page for your convenience.

After submitting the application, you will not be able to modify any of your responses.



 [Page Review \(Click here to modify.\)](#)

Welcome to the AVC on-line scholarship application

Please note that for your convenience, several fields on your application are pre-filled from **MyAVC**. It is important that your information is complete and up-to-date in **MyAVC**.

A current email address must be on file as all communication on the status of your application will be done via email.


You can Save & Logout to finish the application at a later time. Be sure to review answers before submitting your application. You will not be able to make any changes once your application has been submitted.

START NOW! Start working on your personal statement and connect with a teacher or community leader for **one letter of recommendation!**

Enrollment Status

Once completed, you will be given a chance to review answers.

If there are any errors it will appear here prior to the above image and will look similar to this:

 **Wait! You are not done yet!**

Problems Found!

You may NOT submit your application due to the 7 problems listed below. Please rectify those issues, and then return to this page to review and submit your application.

- [Click here to modify your answers.:](#)
 - You must provide an answer for the question, "Are you enrolled in EOP&S and/or the CARE program?"
- [Click here to modify your answers.:](#)
 - You must provide an answer for the question, "Select your academic division.."
 - You must provide an answer for the question, "Anticipated enrollment status in Fall 2018."
 - You must provide an answer for the question, "Please attach an unofficial AVC Transcript.."
- [Click here to modify your answers.:](#)
 - You must provide an answer for the question, "Will your career objective involve teaching or working with children in the K-8 school system?."
- [Click here to modify your answers.:](#)
 - You must provide an answer for the question, "Personal Statement."
- [Click here to modify your answers.:](#)
 - You must provide an answer for the question, "Please enter the contact information for one recommender."

Please fix any errors so that you can Submit your application.

If not, then be sure to click **Submit Application** or your application **WILL NOT** be submitted.

Enrollment Status:

Will you be new to AVC Either straight from High School or Transferring in from another school? Are you a current student that has taken classes and will still be here in the FALL? Are you a current AVC Student or SOAR HS Student who will be transferring to a 4 year in the Fall? When do you expect to graduate? Does not have to be exact.

Enrollment Status FYI:

If you are awarded a scholarship, In order to receive your scholarships in 19/20 you must choose the correct status. If you choose continuing, new to AVC, continuing (SOAR) and end up attending another college or 4 year university, your scholarship **WILL NOT** transfer with you. If you choose Transfer or Transferring (SOAR) and decide to stay at AVC you will not be able to use it here. Please make sure you choose the correct status.

Application Progress

- * = Required to submit your application.
- 🌈 = Required before you leave this page.

Please provide the information below.

Welcome to the AVC on-line application. Please note that for your contact information to be up-to-date in MyAVC. A current email address must be provided. You can Save & Logout to save your progress and return to any changes once your application is complete.

START NOW! Start working on your application.

Enrollment Status

What will your enrollment status be Fall 2018?

Choose One:

Choose One:

- A. New to AVC (including coming from High School)
- B. Continue at AVC
- C. Transfer to a four-year university
- D. Continue at AVC (SOAR Student)
- E. Transferring (SOAR student)

Anticipated AVC Graduation Date: (MM/DD/YYYY)

Save & Logout

Please provide the information below.

Personal Information

Student's 900#

Last Name **Cardinas**

First Name **Geneva**

Middle Name

Email Address **gcardinas@avc.edu**

Please enter an alternate email address

Current Address Line 1

Current Address Line 2 *No answer provided*

Current City **Lancaster**

Current State **CALIFORNIA**

Current Zip **93535-4028**

If you live in Antelope Acres, Neenach, Fairmont, or Oso, please select your area: Choose One:

Home Phone

Cell/Other Phone

Personal Information:

If you are just starting your application, anything in blue is updated by the admissions and records office (See Important Information at the bottom of this page)

Once submitted all fields that were answered will change to blue and you will not be able to edit anymore.

Important Information

If you need to make a change such as your address or phone number, you can change these items on-line at MyAVC. Any other changes to personal contact information or a change in your Major, please contact the Admissions and Records office.

Please allow 24 hours for your MyAVC changes to be reflected on this website.

Back Save & Logout

Save Progress Next

Please continue through the application to answer the questions. Any questions with the red asterisk must be answered.

Financial Need

For any changes to pre-filled fields regarding BOG Fee Waiver, please visit the [Financial Aid office](#).

Bog Fee Waiver

Are you enrolled in EOP&S and/or the CARE program?*

FYI- Your Anticipated Hours are important. If you put 12 units you may be matched to a scholarship that will require you to be Full Time in 2019-20. If awarded you will need to be in 12 units or risk losing scholarship.

[Page Review \(Click here to modify.\)](#)

High School Attended

Name of high school on file with AVC

Program of Study

Cumulative GPA

Degree (AA - T, AA-S, etc)

Major

Additional Program of Study

Select your academic division:*

Transcripts:

College Transcripts:

1. You can go to your myAVC and log in.
2. Click "Register & Access Student Records".
3. Click "Student".
4. Click "Student Records"
5. Click "Academic Transcripts".
6. Click "Submit".
7. Highlight your whole transcript and right click on the highlight.
8. Click Print. A box should pop up. The box will have a drop down list for the printer. Click on it and select PDF writer **OR** Save as PDF
9. Click Print. Another box will pop up. Click on location drop down box and select desktop. Name your file.
10. Click Print or Save on the bottom.

After, you can go back to your Foundation application.

1. Under transcripts it will ask you to choose file or Browse button. Click.
2. Select the file from your desktop and click open.
3. Click Attach file.
4. You should see your named file with a blue link. You can click on it to verify it opens up your transcripts correctly.

Continue through your application.

High School Transcripts:

The best bet would be to get a copy of your Unofficial transcripts from your counselor and scan them into your computer. If you do not have a scanner, there is an app you can use called CamScan. It makes your camera on your phone or tablet a scanner. You take a pic of the document and align the corners and they make it into a legible PDF. You can then email your pdf to yourself so that you can save it on your computer in order to upload it into the application.

Anticipated Hours

Anticipated enrollment status in Fall 2017*

AVC Continuing student transcript

AVC students must upload a current, unofficial transcript into

DO NOT upload transcripts until December 19th or later you upload.

Please attach an unofficial AVCTranscript *

[Page Review \(Click here to modify.\)](#)

General AVC Information

Please provide the information below.

General AVC Information

Total number of units completed at AVC.

Are you a tutor in the AVC Learning Center?*

Yes No

Have you taken one of the following Biology courses at AVC: 104, 120, 165, 170, 202? 🎨

Yes No

Are you enrolled in the AVC Nursing Program? 🎨

Yes No

Are you enrolled in the AVC Disabled Student Services Program (OSD)?*

Yes No

Do you play sports for AVC? 🎨

Yes No

Have you held or do you currently hold a leadership position in an AVC or SOAR school-related club or activity? 🎨

Yes No

Community Service

Do you participate in community service? 🎨

Yes No

Mr. Michael Tran's Math Class

Have you taken TWO courses with professor Michael Tran?*

Yes No

[Back](#)

[Save & Logout](#)

[Save Progress](#)

[Next](#)

Please provide the information below.

Honors and Awards

Honors and Awards. Note the year in which you received the award in the Details line.

| # | Honor/Award Type | Honor/Award Name |
|-----------------------------------|--|--|
| 1. | <input type="text" value="Choose one..."/> | <input type="text" value="Dean's List"/> |
| Details: | | |
| <input type="text" value="2016"/> | | |
| 2. | <input type="text" value="Choose one..."/> | <input type="text"/> |
| Details: | | |
| <input type="text"/> | | |

HONORS and Awards:

If you do not have any your review page will look like this. Otherwise you should have listed if you have been on the Deans List. Community service awards, Academic awards, Any Honors you have received.

Please provide the information below.

Additional Information

Are you a veteran of the U.S. Armed Forces? 🇺🇸

Yes No

Do you plan to participate in the Study Abroad program? *

Yes No

Languages spoken

- A. English
- B. Spanish
- C. German
- D. French
- E. ASL
- F. Chinese
- G. Other(s)

If you speak other languages, please specify which languages you speak

List the language classes you have taken or are taking.

| # | Language: | Number of classes completed in language: |
|----|--|--|
| 1. | <input type="text" value="Choose one..."/> | <input type="text"/> |
| | Details: <input type="text"/> | |
| 2. | <input type="text" value="Choose one..."/> | <input type="text"/> |
| | Details: <input type="text"/> | |

Are you employed 16 hours or more per week? *

Yes No

Do you plan to enroll in the Fire Academy? *

Yes No

Will your career objective involve teaching or working with children in the K-8 school system? *

Yes No

Will your career objective involve teaching or working with children in the high school system? *

Yes No

Will your career objective involve working with young adults? *

Yes No

Is your focused field of study archaeology or anthropology? 🇺🇸

Yes No

Do you plan to study Archeology or Anthropology at a 4 year university? 🇺🇸

Yes No

Are you or do you have a family member involved in a union/labor movement? 🇺🇸

Yes No

Do you play or plan to play in the AVC Concert Band? *

Yes No

Do you play or plan to play in the AVC Orchestra? *

Yes No

Have you been a part of the Foster Care system? *

Yes No

Have you or an immediate family member (mother, father, sister, brother) survived or are currently fighting cancer? *

Yes No

Are you currently a SOAR student or applying to be one? *

Yes No

Do you participate in school-related activities and clubs? 🇺🇸

Yes No

Just answer accordingly. There are no right or wrong answers. This is a question format to help match you to potential scholarships.

Please provide the information below.

Employment History

Paid Employment History (list Hours Per Week in the Details section) ⓘ

| # | Employer Name | Job Title | From | To |
|----|---------------|--------------------|---------|---------|
| 1. | AV College | Financial Aid Tech | 02/2015 | Current |

Details:

40 Hours/Week

2.

Details:

3.

Details:

Employment History:

List your employment if you worked. Place the hours you worked in the detailed section.

Please provide the information below.

Objective

State your career objective in one to two sentences: *

Provide your answer below:

I plan on developing software for a well known company or entity. I want to eventually develop my own software

OBJECTIVE:

Your Objective does not need to go into details. Just one or two simple sentences that describes what you career goal is. The above sentence is just an example.

Personal Statement

Your Personal Statement must make an impression.

The key to writing a strong personal statement is to be personal and specific. Include concrete details to make your experience come alive. The 'who,' 'what,' 'when,' 'where,' and 'why' of your topic. The simplest experience can be monumental if you present honestly how you were affected. The personal statement should be written in Word, and then copied and pasted into the application. This way you will know your word count is correct, and you will have the ability to use spell check.

RECOMMENDED WORD COUNT: 400-500 words

Personal Statement*

- State your educational goals and how this scholarship will assist you.
- Include accomplishments, special circumstances, and future plans upon completing your education at AVC.

Minimum length: 300 words.

Maximum length: 600 words.

Sample essay for workshops: Not applying

My goal is to receive a bachelors degree in computer science. I have contemplated a double major with mathematics since I would be one class short of completing that major as well. However I have an interest in animals and would like to learn to be a veterinarian. I have debated on Veterinary Science as my double major.

I started in school and have received a Diploma in web design and programming from a trade school. I could not get work because I had no experience, So I went back to school in hopes of getting my bachelors degree. However with 3 kids and a need to support them with more than what I was making at the time, I decided to get my Associates in Liberal Arts in order for me to obtain a permanent job with the LA Community College District at a higher paying position.

I put off school for awhile...Etc etc etc etc...

I believe this scholarship can help me because I am no longer eligible for Financial Aid and I am trying to take courses that will be needed for my major at a university level so that when I transfer I will not have that many classes to take therefore lowering my bachelors degree costs. This money will help me with books and supplies for class.

I have accomplished quite a bit. I have struggled as well. In the end I hope that my children will be able to follow my example and keep going no matter the struggles. My children are the reason I keep going. I want them to know how important an education is. I look forward to reaching my educational goals and would be greatly appreciative of your help with getting me through successfully. Thank you so much for your time and do hope you consider me for your scholarship.

 [Page Review \(Click here to modify.\)](#)

Personal Statement:

The above paragraph is just examples of what to talk about. I did not write it to be submitted. It is not in a persuasive form. Your Personal Statement should be your words to persuade them to choose you over the next person. Why do you want this? Why do you need this? Why should they choose you? Try to make each paragraph flow into each other. Be sure to include the topics under personal statement with the asterisk.

me for your scholarship.

[Page Review \(Click here to modify.\)](#)

Letters of Recommendation

New Online Letter of Recommendation Process:

- All scholarships require **one** letter of recommendation.
 - The recommendation can be from an instructor, employer or member of the community
- When you list your reference below, the reference will **immediately** be contacted via e-mail to
 - Please note, the email will be sent when you click Save and Continue.
- It is strongly suggested that you contact your potential reference to confirm the reference's willingness to receive an email from notify@ngwebsolutions.com. This is the source that sends out the request.
- Do not submit paper copies of your letters.

After you submit your application, you may update a reference and/or the reference's contact information.

- Log into your scholarship application.
- Click on the Recommendations button.
- If your reference(s) have not yet completed the recommendation letter, click on the Send Recommendation button.
- To change a reference or update a reference's e-mail address, click on the Withdraw option next to the reference information into the available text boxes.

Please enter the contact information for one recommender*

1.

| Full Name | Email | Status |
|-----------------|---------------------|--|
| Geneva Cardinas | gcardinas@gmail.com | Invitation sent: 2/23/2017 10:51:01 AM Due: 3/3/2017 11:59:00 PM |

[Page Review \(Click here to modify.\)](#)

Certification

I authorize the release of information provided in support of my scholarship application to participate in the AVC Foundation Scholarship Program. Such information includes financial reports, including data from the FAFSA; admissions records; academic transcripts; and any other information needed to establish or document financial need. If I am awarded a scholarship, certain information may be released to the public through postings on campus. If I am awarded a scholarship, I agree to observe the rules and regulations governing all AVC Foundation Scholarships.

I hereby acknowledge that the information I have submitted is true and correct and will be verified by AVC.

HOLD THE DATE: May 19, 2017 9:00am - 11:00am for the Meet and Greet Breakfast for those awarded.

Letters of Recommendation:

You will need at least one to be completed in order for your application to be reviewed.

Please don't forget to check on their status. Recommendations must also be completed by **March 1, 2019!**

You should provide 3 so that you will have a better chance at ensuring one will be done on time.

Be sure to communicate with the person you sent the recommendation request to.

Please note: We do not accept written recommendations. Recommendations must be completed electronically through this website. An email is sent after you save and/or after submitting your application. They will receive a link that will take them to a form they fill out and submit.

Once the recommendation is completed, the status will change to complete. You do not have to wait until the status changes to submit your application.

You can check on the status on the home page.

- If your reference(s) have not yet completed the recommendation letter, click on the Send Reminder E-mail button next to the reference's data.
- To change a reference or update a reference's e-mail address, click on the Withdraw option next to the reference's data. Then enter the new or updated reference information into the available text boxes.

Please enter the contact information for one recommender*

1.

| Full Name | Email | Status |
|-----------------|---------------------|--|
| Geneva Cardinas | gcardinas@gmail.com | <u>Invitation sent:</u> 2/23/2017 10:51:01 AM <u>Due:</u> 3/3/2017 11:59:00 PM |

[Page Review \(Click here to modify.\)](#)

Certification

I authorize the release of information provided in support of my scholarship application to all organizations and private donors who will participate in the AVC Foundation Scholarship Program. Such information includes the application; letters of recommendation; financial reports, including data from the FAFSA; admissions records; academic transcripts from Antelope Valley College and elsewhere; and any other information needed to establish or document financial need or academic performance. In addition, I agree that should I receive a scholarship, certain information may be released to the public, including press releases, and photos and postings on campus. If I am awarded a scholarship, I agree to observe the rules and regulations governing all AVC Foundation Scholarships.

I hereby acknowledge that the information I have submitted is true and correct and will be verified by AVC.

HOLD THE DATE: May 19, 2017 9:00am - 11:00am for the Meet and Greet Breakfast for those awarded.

When you are satisfied with your responses, and ready to submit your application, press the "Submit Application" button.

After submitting the application, you will not be able to modify any of your responses.



SUBMITTING

Be sure to click Submit Application!! Very Important!! You are not done if you do not click this button And see the next screen.

Congratulations!



Your online application has been submitted!

Your application is done!

Thank you for submitting your application. To ensure you receive our emails, along with other updates from us about your status, add notify@ngwebsolutions.com to your list of "safe" or "approved" senders. You must also check your spam folder for emails from us.

What Happens Next?

Based on your application, you will now be considered for any scholarships for which you qualify.

Next Steps include:

- Awarding will occur in April. If a first-round awardee is not eligible to receive a scholarship, alternate winners may be notified after this date.
- Applicants will receive an email notification once awarding has commenced.

Notifications – If you do not receive a scholarship, you will receive an e-mail asking you to try again next year. If you are awarded a scholarship, your email will contain directions for accepting or denying the award.

Disclaimer: This Institution assumes no responsibility for online applications, supporting documentation not received by this office, submissions not received in a timely manner, or e-mail correspondence not received by the applicant from the Institution.

Submitting (Cont'd)

You will see Congratulations!

Be sure to read the What Happens Next!

The following page shows what your confirmation email will look like when you have successfully submitted your application

EMAIL Received after application:

Confirmation of submission: 2018 Antelope Valley College Foundation Scholarship Application

Inbox x



notify@ngwebsolutions.com

10:54 AM (6 minutes ago)

to me

Your application is done!

Thank you for submitting your application. To ensure you receive our emails, along with other updates from us about your status, add notify@ngwebsolutions.com to your list of “safe” or “approved” senders. You must also check your spam folder for emails from us.

What Happens Next?

Based on your application, you will now be considered for any scholarships for which you qualify.

Next Steps include:

- Awarding will occur in April. If a first-round awardee is not eligible to receive a scholarship, alternate winners may be notified after this date.
- Applicants will receive an email notification once awarding has commenced.

Notifications - If you do not receive a scholarship, you will receive an e-mail asking you to try again next year. If you are awarded a scholarship, your email will contain directions for accepting or denying the award.

Disclaimer - This Institution assumes no responsibility for online applications, supporting documentation not received by this office, submissions not received in a timely manner, or e-mail correspondence not received by the applicant from the Institution.