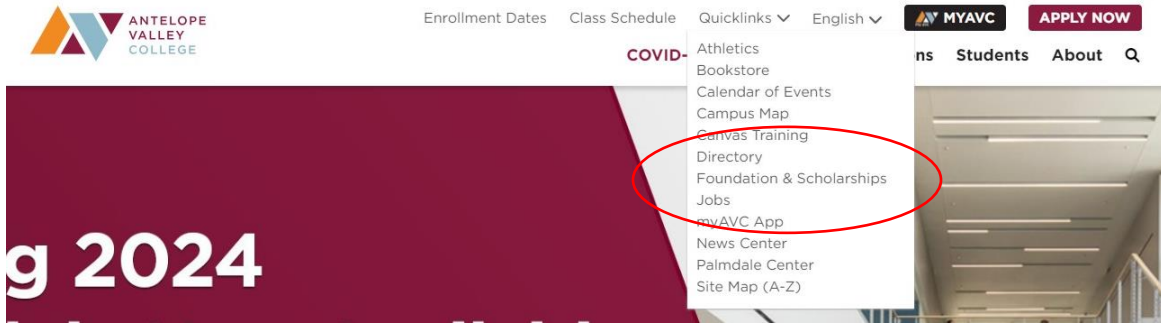
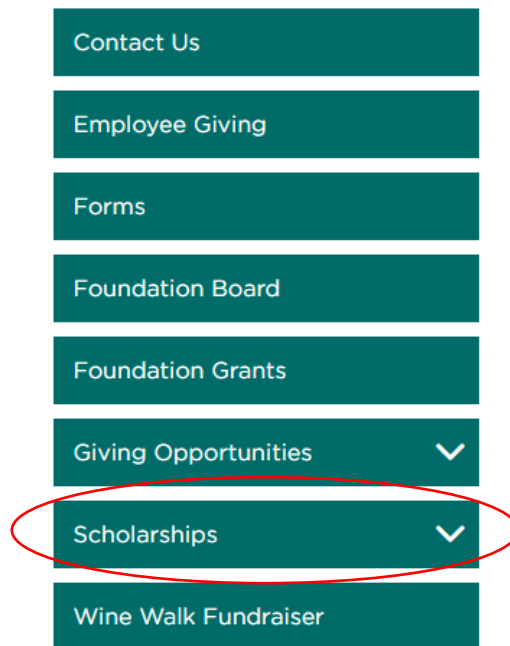


2024-25 Foundation Scholarship Application Tips



Menu



- www.avc.edu
- Under **Quick Links** click **Foundation & Scholarships**
- On the Foundation page click **Scholarships**

HOW DO I APPLY?

The AVC Foundation has over 200 scholarships available to students each year. When applying for a Foundation scholarship, students simply fill out **one** application, and their application is screened for all scholarships for which they are eligible.

Foundation scholarships are awarded once a year.

CLICK BELOW TO LOG-IN AND APPLY!

[Student Scholarship Log-in](#)

- Use your myAVC username and password to log into the system.
- Online Scholarship User Guide - [CLICK HERE](#)

- Click on **Student Scholarship Log-in**
- Log-in using your AVC credentials (for your username, do not include @students.avc.edu)

Enter your Username and Password

myAVC User Name:

myAVC Password

Instructions...

Enter your myAVC User Name and Password to login.

If you encounter questions logging in, please contact myAVC Help Desk at (661) 722-6300 extension 6535.

2024 Antelope Valley College Foundation Scholarship Application Academic Year 2024-2025

This application is for all students who wish to apply for a scholarship.

[Start Application](#)

You only need to submit one application for all scholarships.


Be complete with your answers. The system will automatically match you with all scholarships for which you qualify. Final awards will be determined by the scholarship committee.

START NOW! Start working on your personal statement and connect with a teacher or community leader for **at least one** letter of recommendation!

IMPORTANT NOTE: In order to qualify for scholarships you must have a minimum 2.0 GPA and plan to be enrolled in at least 6 units in Fall 2024 and Spring 2025 at Antelope Valley College or transferring to a 4-year university.

- Be sure you are completing the **2024** Antelope Valley College Foundation Scholarship Application. (You may see multiple application years.)
- Click on **Start Application**. (The button changes to **Continue Application** after you have started your application.)
- Once you have submitted your application, you are still able to **Manage** your letter(s) of recommendation. (Add or delete a recommender or send a reminder.)

*Please be mindful of your time on the upper right corner of the web page (45 minutes). If you do not save or continue to the next page within that time, you will lose all progress on that page. Be sure to save and your timer will start over.



Wait!
Any questions **highlighted in bold red** below need to be completed before you can continue to the next page.

- Certain questions must be answered before you move forward in the application.

Welcome to the AVC on-line scholarship application

Please note that for your convenience, several fields on your application are pre-filled from **MyAVC**. It is important that your information is complete and up-to-date in **MyAVC**.
A current email address must be on file as all communication on the status of your application will be sent via email.

You can Save & Logout to finish the application at a later time. Be sure to review answers before submitting your application. You will not be able to make any changes once your application has been submitted.

START NOW! Start working on your personal statement and connect with a teacher or community leader for **at least one** letter of recommendation!

Enrollment Status

What will your enrollment status be Fall 2023? *

A. New to AVC (including coming from High School)

B. Continue at AVC

C. Transfer to a four-year university

D. Continue at AVC (SOAR Student)

E. Transfer to a four-year university (SOAR student)

Anticipated AVC Graduation Date:

Next Page →

- New to AVC (coming from high school or transferring in from another school.)
- Continuing at AVC (current student that has taken classes and will be taking classes in Fall 2023 and Spring 2024.)
- Transferring to a four-year university (current AVC student or SOAR HS student who will be transferring to a 4-year university in Fall 2023.)
- When do you expect to graduate? Does not have to be exact.

Personal Information

Student Id	<input type="text"/>
Last Name	<input type="text"/>
First Name	<input type="text"/>
Middle Name	<input type="text"/>
Email	<input type="text"/>
Please enter an alternate email address	<input type="text"/>
Current Address 1	<input type="text"/>
Current Address 2	<input type="text"/>
Current City	<input type="text"/>
Current State	<input type="text"/>
Current Zip	<input type="text"/>
If you live in Antelope Acres, Neenach, Fairmont, Oso, or Lake Los Angeles please select your area:	<input type="text"/>
Home Phone	<input type="text"/>
Cell/Other Phone	<input type="text"/>

Financial Need

For any changes to pre-filled fields regarding California Promise Grant, please visit the Financial Aid office.

California Promise Grant

Are you enrolled in EOP&S and/or the CARE program? *

- Fields with a lock are updated by the Admissions and Records office. (See “Important Information” at the bottom of this page.)

Important Information

If you need to make a change such as your address or phone number, change these items on-line at MyAVC. Any other changes to personal contact information or a change in your major, please contact the Admissions and Records office. (661-722-6300 ext. 6504 OR registration@avc.edu)

Please allow 24 hours for your MyAVC changes to be reflected on this website.

Letters of Recommendation

Online Letter of Recommendation Process:

- All scholarship applications require **at least one** letter of recommendation.
 - The recommendation can be from an instructor, employer or member of the community.
- Contact your potential reference, prior to providing their name, to confirm the reference wishes to participate, as well as notify the recipient they will be receiving an email from foundation@avc.edu. This is the source that sends out the request. (It may be filtered into their spam system.)
- When you list your reference below, the reference will **immediately** be contacted via e-mail to respond to questions about you.
 - Please note, the email will be sent when you click Send Email.
- Do not submit paper copies of your letter.

After you submit your application, you may update a reference and/or the reference's contact information as noted below:

- Log into your scholarship application.
- Click on the Recommendations button.
- If your reference(s) have not yet completed the recommendation letter, click on the Send Reminder E-mail button next to the reference's data.
- To change a reference or update a reference's e-mail address, click on the withdraw option next to the reference's data. Then enter the new or updated reference information into the available text boxes.
- AVC Foundation will not release any recommendation letter submitted.
- **Be sure to monitor the status of your recommendation letter(s) to ensure scholarship eligibility.**

Please enter the contact information for at least one recommender. *

Add Recommender

Add Recommender

Send Email

By pressing Send Email, an email will be sent to the email address provided with instructions for completing your letter of recommendation.

Full Name: *

Email: *

Close

Send Email

- At least 1 letter of recommendation is needed for your application to be considered.
- Recommendations must also be completed by **FEBRUARY 2, 2024**.
- Paper recommendations will not be accepted. Recommendations must be completed electronically through this website. A request is sent after you click the **Send Email** button. The recipients(s) will receive a link that will take them to a form they fill out and submit.
- Once the recommendation is completed, the status will change to complete. You do not have to wait until the status changes to submit your application.
- AVC Foundation will not release any recommendation letters submitted.

Anticipated Units

- If you mark **Full-time AVC Student (12 units or more)** you may be matched to a scholarship that will require you to be Full-time in 2024-25. If awarded, you will need to be enrolled in 12 units or risk losing the scholarship.
- If you mark **Part-time AVC Student (6-11 units)** you may be matched to a scholarship that will require you to be Full-time in 2024-25. If awarded, you will need to be enrolled in at least 6 units or risk losing the scholarship.
- If you mark **Transferring to a 4-year university**, you may be matched to a scholarship that is a transfer scholarship. If awarded, this scholarship will only be disbursed if you transfer to a 4-year university during the 2024-25 academic year.

If you are a continuing high school student taking AVC classes (Dual Enrolled students including SOAR students), please mark "Full-time AVC Student (12 units or more)".

College Transcripts

1. Log in to myAVC - Click "My Records" under "Tools"
2. Click on "Unofficial Transcripts"
3. Click "Submit" (with Transcript Level set to All Levels)
4. Click print. Drop down list for the printer and click PDF writer **OR** Save as PDF
5. Click print. Click on location drop down box and select desktop. Name your file.
6. Click Print or Save on the bottom.

After, you can go back to your Foundation application.

1. Under transcripts it will ask you to choose file or Browse button
2. Select the file from your desktop and click open
3. Click "Attach File"
4. You should see your named file with a blue link. You can click on it to verify it opens up your transcripts correctly.

High School Transcript

In order for your application to be considered, **you must upload your transcripts as a PDF.**

Attach a copy of your high school transcript *

Browse...

select file...

High School Transcripts

- Obtain a copy of your unofficial high school transcripts from your counselor and scan them into your computer.
- If you do not have a scanner, there is an app you can use called CamScan. It makes your camera on your phone or tablet a scanner.

Objective

State your career objective in one to two sentences: *

word count: 0

Objective

- Your objective does not need to go into detail. One or two simple sentences that describe your career goal is required.

Personal Statement

Your Personal Statement must make an impression.

The key to writing a strong personal statement is to be personal and specific. Include concrete details to make your experience come alive. The 'who,' 'what,' 'when,' 'where,' and 'why' of your topic. The simplest experience can be monumental if you present honestly how you were affected. The personal statement should be written in Word, and then copied and pasted into the application. This way you will know your word count is correct, and you will have the ability to use spell check.

RECOMMENDED WORD COUNT: 400-500 words

Personal Statement *

- State your educational goals and how this scholarship will assist you.
- Include accomplishments, special circumstances, and future plans upon completing your education at AVC.

Min Length: 300 words
Max Length: 600 words

Personal Statement

- A Personal Statement should be your words to persuade the reviewers to choose you over the next applicant. Why do you want this? Why do you need this? Why should they choose you? Try to make each paragraph flow into each other. Do not ONLY repeat what you have already included in your application.

End of Application

- When you reach the end of the application, you will be able to review all your answers. Any issues will be noted to fix/complete before submission.



Wait! You are not done yet.

There are 5 items marked **WITH HIGHLIGHTED TEXT** below that need to be completed before you can submit the application.



Please Review Your Answers!

Please scroll down this page to review your answers. If you need to make changes, click on the appropriate update link to return to that page.

Please be sure to read any instructions and disclaimers. When you are satisfied with your responses and are ready to submit your Questionnaire, press the **Submit Application** button.

Submit Application

- After you click “Submit Application”, you will see a confirmation message and receive a confirmation email. You will not be able to edit your application once it has been submitted.