
















VISION FOR SUCCESS GOALS 4.0

GOAL/ Metric Name (Chancellor's Office Target)	AVC's Target	2016-2017 Baseline	2017-2018	2018-2019	2019-2020	2020-2021	Current Status	Change by 2021-2022
GOAL 1: Completion 								
AA/AS+ADT (↑20%)	▲ 20%	1,352	1,352	1,565	1,582	1,543		1,622
Earned a CO Approved Credit Certificate (↑20%)	▲ 20%	789	871	1,098	1,020	1,014		947
Earned an Associate Degree (AA/AS) (↑20%)	▲ 20%	947	868	972	933	880		1,136
Attained the Vision Goal Completion (↑20%)	▲ 20%	1,344	1,369	1,601	1,545	1,536		1,613
GOAL 2: Transfer  								
Earned an Associate Degree for Transfer (ADT) (↑35%)	▲ 35%	405	484	593	649	663		547
All Students Who Transferred to a CSU or UC (↑35%)	▲ 35%	645	669	757	773			871
GOAL 3: Unit Accumulation 								
AVG. Number of Units Accumulated by All Associate Degree Earners (↓ from 87 to 79, -9%)	▼ 12%	89.5	89.5	89.6	87.6	85.4		79
GOAL 4: Workforce 								
Median Annual Earnings, (\$) (↑10%)	▲ 5%	23,960	26,494	26,112	27,454			25,158
Attained the Living Wage (%) (↑10%)	▲ 10%	28%	31%	31%	31%			31%
Job Closely Related to Field of Study (↑ from 60% to 69%)	▲ 1%	71%	68%	65%				72%

★ - exceeds target

😊 - on target

😐 - needs more effort/below target

Data Source: [CalPassPlus.org](https://calpassplus.org), SSM 4.0

Metrics Definitions

Number of students who attained the Vision Goal Completion Definition: Students who earned one or more of the following: Chancellor's Office (CO) approved credit certificate, associate degree, and/or CCC baccalaureate degree, and had an enrollment in the selected year at AVC.

Number of students who transferred to CSU or UC institution: Students who completed 12+ credits at any community college, exited the community college system, and were enrolled at a CSU or UC in the year following the selected year.

Average number of credits earned by students who earned an associate degree: Among students who were enrolled and who earned an associate degree for the first time in the selected year, the average number of semester units in the California community college system earned up to and including the selected year.

Job Closely Related to Field of Study: Among CTE students in selected student journey who responded to the CTE Outcomes Survey (CTEOS) and who did not transfer to any postsecondary institution, the proportion who reported that they are working in a job **very closely** or **closely** related to their field of study. The following criteria were used by CTEOS:

- The exiter definition only includes students as exiters if they re-enrolled at any postsecondary institution from 07/01 of the selected year to 06/30 of the subsequent year.
- All CTEOS respondents are counted in this metric even if they did not have an enrollment record in the selected year.
- The state student ID has been included with the CTEOS file shared with the LaunchBoard team to improve the match rate for the transfer exclusion by using the Transfer bucket which contains data reported by CSU, UC, and the National Student Clearinghouse
- **Credit** students: 1) received an approved Chancellor's Office certificate or degree with a vocational flagged Taxonomy of Programs (TOP) code and were enrolled in 0 – 5 units each semester in the subsequent year (not enrolled or minimally enrolled); 2) received a non-approved Chancellor's Office certificate of at least six units with a vocational flagged TOP code and were not enrolled in the subsequent year; or 3) completed at least nine units (within the prior three years) that were SAM coded A-D (with at least one course SAM coded A-C) in any TOP code and were not enrolled in the subsequent year and did not transfer or receive a certificate or vocational degree. For more information on the CTEOS cohort, please refer to the
- **Noncredit** students: 1) enrolled and received a noncredit vocational/CTE award and enrolled 0 hours each semester the next year (not enrolled); 2) did not earn an award but were enrolled in noncredit CTE coursework, completed at least 48 hours in that year, and enrolled 0 hours each semester the next year (not enrolled).
- For more information, please refer to the Santa Rosa Junior College CTEOS website [Information and Resources](#) and [FAQ](#) document

Median Annual Earnings: Among students who exited the community college system and who did not transfer to any postsecondary institution, median earning following the academic year of exit. **New:** All median earnings are equated to 2021 wages instead of 2020 wages in prior build. After addressing the issues with the data issued by EDD, the LA county's student wages are down by 1% to 2% for 2015 through 2019.

Attained the Living Wage: Among students who exited the community college system and who did not transfer to any postsecondary institution, the proportion who attained the district county living wage for a single adult measured immediately following the academic year of exit.

New: All median earnings are equated to 2021 wages instead of 2020 wages in prior build. Based on a CO's decision, the living wage for a single adult has been updated to 2021 values. The SCFF for 2021-22 will also be updated to use 2021 living wages for a single adult. As a result, Statewide values are down by 6% for all years, and the percentage of students who attained the living wage is down by 3 percentage points each year. Fewer students attained the living wage compared to the prior version for most colleges.

To learn more about these metrics, please visit <https://www.calpassplus.org/Launchboard/Student-Success-Metrics-MDD>

To find out more about the changes in metric definitions based on April 2022 SSM data release, please use this link:

https://www.calpassplus.org/CalPassPlus2.0/Media/Launchboard/ssm/Changes%20in%20Definitions_SSM%204.0_April%202022.pdf