



# EMP Update Presentation- Internal Scan

April 6, 2022

# Summary: EMP Approach

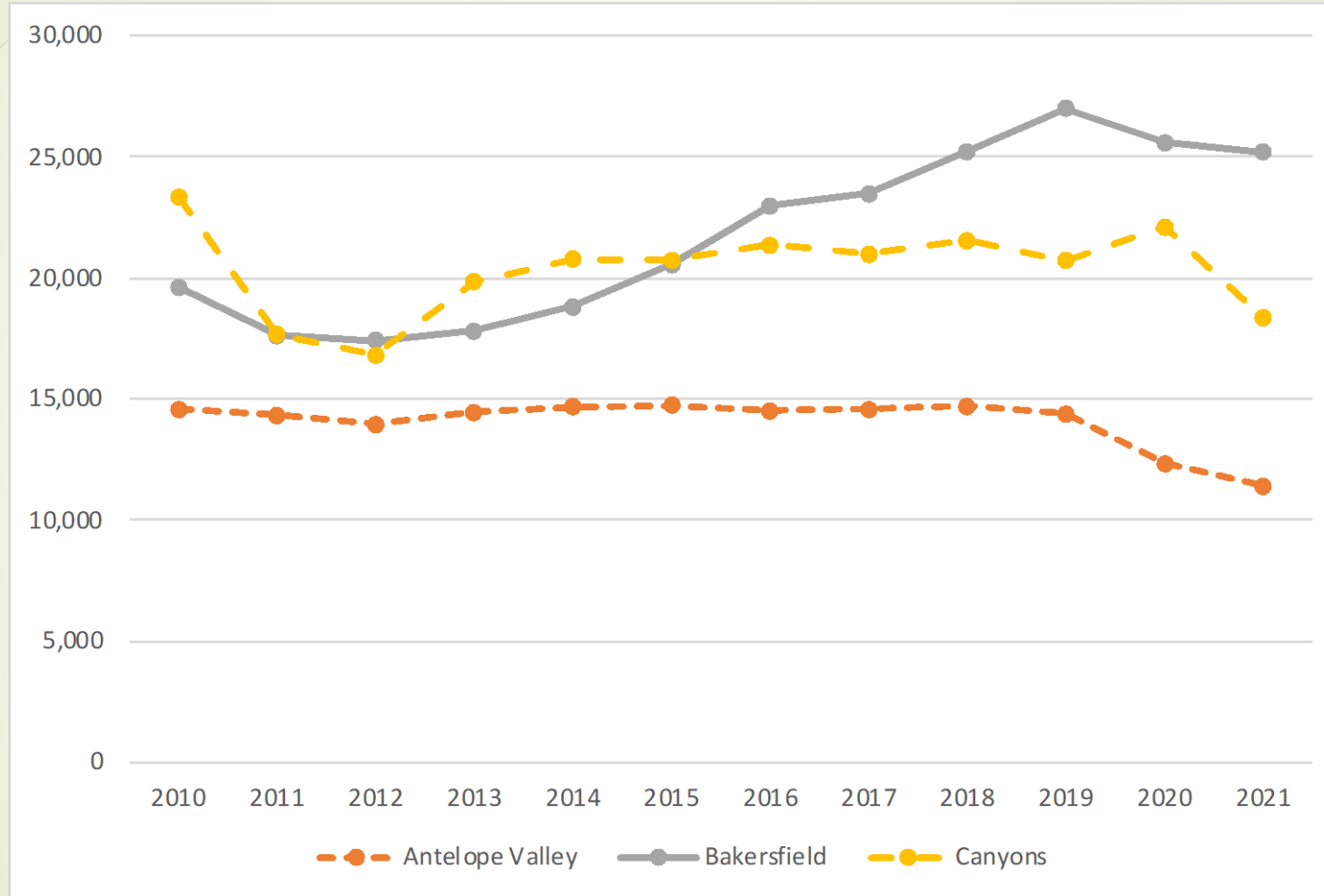
- Introduction
- College Overview and Planning
- External Scan
- **Internal Scan**
- Institutional Effectiveness
- Opportunities for the Future
- Goals and Objectives
- Projections for the Future



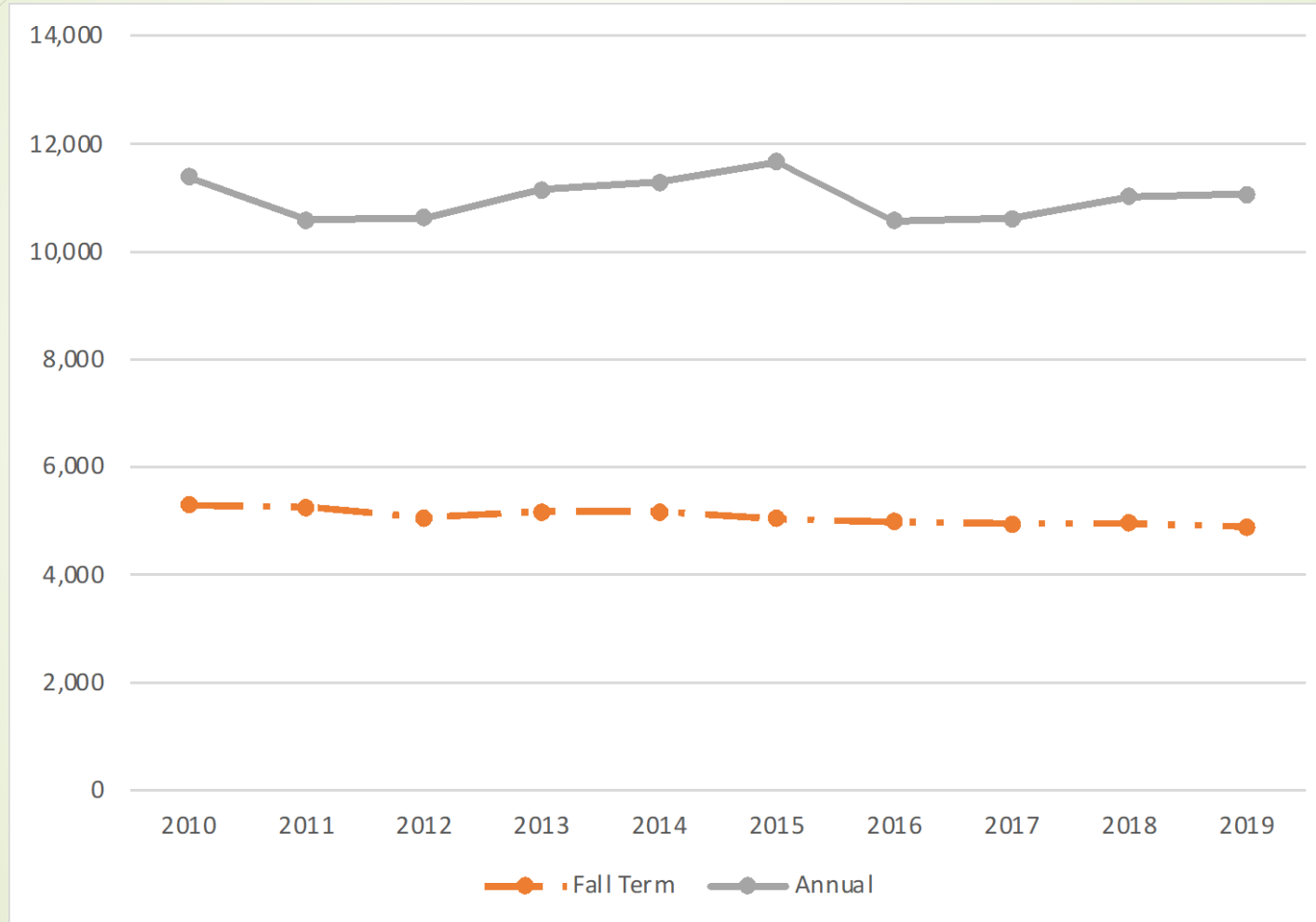
# Internal Scan

- ▶ Headcounts and FTES Trends
- ▶ Current Program of Instruction
- ▶ Students Who Attend AVC
- ▶ Supporting Resources

# Fall Term Headcount Trends



# FTES Trends



# Current Program of Instruction

- ▶ 150 instructional programs
  - ▶ One Bachelor of Science
  - ▶ 26 AD-T programs
  - ▶ 20 Associate of Arts
  - ▶ 40 Associate of Science
  - ▶ 61 Certificates of Achievement
    - ▶ 57 in career and technical education
    - ▶ 2 in liberal arts
    - ▶ 2 for general education certification
    - ▶ 2 noncredit (CDCP) programs
  - ▶ Several locally approved certifications

# Fall 2019 WSCH

- ▶ Most Attendance Generated By:
  - ▶ Math, Sciences, Engineering (27%)
  - ▶ Social and Behavioral Sciences (24%)
  - ▶ Language and Communication Arts (15%)
  - ▶ Arts and Humanities (10%)
- ▶ 523 courses, 78 subjects
  - ▶ 50% of enrollments in 35 courses
    - ▶ Math, English, Biology
    - ▶ Psychology, History, Communications, Administration of Justice, Sociology, Political Science




# Day vs. Evening Enrollments

## Average Percent of Enrollment, Fall 2010-2019

Day/Evening	Antelope	Bakersfield	Canyons	State
Day	82%	75%	76%	72%
Evening	15%	15%	15%	18%
Unknown (online)	2%	10%	8%	11%

## AVC Count of Fall Term Enrollments

Day/Evening	AVC Count of Fall Term Enrollments				2010 vs 2019	
	2010	2013	2016	2019	# Change	% Change
Day	11,792	12,123	11,959	11,566	-226	-2%
Evening	2,573	2,161	2,119	2,181	-392	-15%
Unknown (online)	210	173	444	629	419	200%
<b>Totals</b>	<b>14,575</b>	<b>14,457</b>	<b>14,522</b>	<b>14,376</b>	<b>-199</b>	<b>-1%</b>





# Students Who Attend AVC

- ▶ 81% Degree/Transfer Seeking (2018-2021)
  - ▶ Most Popular Majors
    - ▶ Registered Nursing
    - ▶ Psychology
    - ▶ Business Administration
    - ▶ Biological Sciences
    - ▶ Liberal Arts and Sciences- Arts & Humanities
    - ▶ Administration of Justice

<b>Student Status</b>	<b>2014-15</b>	<b>2015-16</b>	<b>2016-17</b>	<b>2017-18</b>	<b>2018-19</b>	<b>2019-20</b>
Eligible for College Promise Grant/BOG Waiver	83%	83%	82%	82%	82%	82%
Not Eligible for College Promise Grant/BOG Waiver	17%	17%	18%	18%	18%	18%

# Students Who Attend AVC (2010-2019)

- ▶ Females Outnumber Males (by 18% vs. statewide 9%)
- ▶ Traditional College Age (18-24 years = 62% vs. statewide 57%)
  - ▶ <19 years of age group has increased since 2015
  - ▶ Age groups lost from 2010-2019
    - ▶ Career middle- ages 35-49
    - ▶ Career finish/retirement- ages 50+
- ▶ Racial/Ethnic Groups
  - ▶ Hispanic (47%, grew the most vs. statewide 42%)
  - ▶ White (22% vs. statewide 28%)
  - ▶ African American (18% vs. statewide 7%)
- ▶ Student Headcounts: Part-time (<12 units) 2x Full-time (12+ units)
  - ▶ Greatest loss of students = taking one class, enrolled full-time
  - ▶ Mirrors the statewide experience

# Transfer English & Math Enrollments in First Year

Degree/Transfer Students In First Year	2016-17	2017-18	2018-19	2019-20	2020-21	2016-17 vs. 2020-21	
						# Change	% Change
Students enrolled in a math or English transfer course	4,360	4,314	4,524	4,419	4,638	278	6.4%

# Resources to Support Student Success

- ▶ Extensive Academic and Student Services Support Systems
- ▶ Library
- ▶ Transition Programs
  - ▶ SOAR Early College High School
  - ▶ AVC2CSU
  - ▶ Law Scholars
- ▶ Distinctive Partnership Programs
  - ▶ CSU Bakersfield Antelope Valley
  - ▶ California Aerospace Technologies Institute of Excellence (CATIE)
  - ▶ Lancaster University Center

# Non-Instructional Supports

- ▶ Staffing
  - ▶ Aging-out
  - ▶ Reflecting the communities served?
- ▶ Budget
  - ▶ Optimizing the SCFF metrics?
  - ▶ Ending balances
  - ▶ Salary & benefits as a percent of unrestricted expenditures
  - ▶ OPEB contributions
- ▶ Technology

# Implications

- Declining FTES = less revenue
  - “Hold Harmless” will end
  - How coordinated and comprehensive is the enrollment management effort?
- Scheduling
  - Few short-term classes
  - May be missing opportunities to attract working adults
- Rich array of student supports needs to be evaluated and coordinated through lens of guided pathways
- Perhaps hiring opportunities to advance equity, diversity, and inclusion





15

# Suggestions or Questions