



Argos Financial Reports for Executives & Fund Managers

Log into Argos
 Under the Fund Manager’s Folder titled: **FM-Fund Managers**

Reports:


Budget to Actuals Executive Summary Report

Executive Summary Budget to Actuals by Org Code

This report shows an executive summary of budget to actuals for divisions and departments and is most commonly used for the district unrestricted budget.

Click Run Report. Enter the data elements you want to see, e.g., fiscal year, fiscal period is to fiscal period, fund type and account level. Click magnifying glass icon at the top. The other icons at the top allow you to save, email the report or print.

Snippet of report: All Unrestricted Funded Organizations

	ANTELOPE VALLEY COLLEGE BUSINESS SERVICES	9/14/2016						
Budget to Actuals								
		Revenue	Expense					
		Budget	Actuals	Budget	Actuals	Encumbrance	Reservations	Total
00000	District	0.00	695,526.65	58,926,208.66	0.00	0.00	0.00	0.00
11000	President's Office	0.00	0.00	198,484.82	96,265.77	16,407.86	0.00	112,673.63
11030	Human Resources	0.00	0.00	313,976.93	158,945.73	188,841.05	2,880.84	350,667.62
11031	Disaster Preparedness	0.00	0.00	227,500.00	165.00	3,196.14	0.00	3,361.14
11032	Risk Management	0.00	0.00	746,171.70	736,127.90	115.00	0.00	736,242.90
11033	ADA Compliance	0.00	0.00	55,000.00	4,997.50	19,415.00	887.35	25,299.85

Executive Summary Budget to Actuals by Fund Code

This report shows an executive summary of budget to actuals and is most commonly used for grants and categorical programs & capital projects.

Account Levels:

05 = Revenue

06 = Salary & Benefits

07 = Operational Expenditures (Non Salary & Benefits)

Snippet of report: All Grants & Categorical Programs



ANTELOPE VALLEY COLLEGE BUSINESS SERVICES

9/14/2016

Budget to Actuals

		Revenue		Expense		Encumbrance	Reservations	Total
		Budget	Actuals	Budget	Actuals			
32000	Restricted Benefits	0.00	0.00	2,693,193.42	0.00	0.00	0.00	0.00
32010	Federal Workstudy	0.00	0.00	0.00	43,861.42	0.00	0.00	43,861.42
32020	TANF Federal	0.00	0.00	75,844.49	12,726.76	0.00	0.00	12,726.76
32030	PERKINS IV	0.00	0.00	537,577.00	1,320.21	2,930.84	0.00	4,251.05
32040	STEM COOP P031C110009	0.00	0.00	445,342.50	92,356.07	453,384.22	6,510.97	552,251.26
32041	STEM SOLO P031C110091	0.00	177,900.00	832,035.13	22,738.14	315,133.35	212.55	338,084.04
32055	TITLE V 1st Year	0.00	0.00	345,054.60	158,725.26	52,721.87	0.00	211,447.13

Monthly Spend Plan by Fund Code

This report shows the budget by fund and account code, total expenditures & encumbrances and monthly tracking of expenditures report. This report can be downloaded to excel and used for planning scenarios for remaining expenditures until the end of the fiscal year. This report is commonly used for grants and categorical programs.

Snippet of report: TANF Federal Categorical Program



ANTELOPE VALLEY COLLEGE BUSINESS SERVICES

Fiscal Year: 16

Fund(s): 32020

9/14/2016

Fund Managers Report


Record Count: 132

Acct #	Description	Budget	Encumbra	Expenses	Remainin Balance	Month													
						JUL	AUG	SEP	OCT	NOV	DEC	JAN	FEB	MAR	APR	MAY	JUN		
3520	State Unemploy-	114	0	112	1	3	9	10	11	11	10	9	9	9	12	3	16		
3531	State Unemploy-	0	0	0	0	0	0	0	0	0	0	0	0	0	0	0	0		
3620	W/C Other	3,380	0	3,380	0	0	74	741	454	442	384	354	354	354	354	361	(494)		
3630	W/C Other	7	0	7	0	0	0	0	0	0	0	0	7	0	0	0	0		
3999	Benefits-Error	0	0	0	0	34	2,967	(610)	(2,358)	0	59	0	(93)	0	0	0	0		
3000	Total	58,849	0	58,849	0	207	7,420	5,894	5,162	6,378	6,184	5,993	5,946	5,993	6,093	5,852	(2,273)		
<u>Supplies</u>																			
4305	Instructional	0	0	0	0	0	0	0	0	0	0	0	0	0	0	0	0		
4500	Non-Instructional	0	0	0	0	0	0	0	0	0	0	0	0	0	0	0	0		
4530	Warehouse	0	0	0	0	0	0	0	0	0	0	0	0	0	0	0	0		
4562	Non Cap	0	0	0	0	0	0	0	0	0	0	0	0	0	0	0	0		
4000	Total	0	0	0	0	207	0	0	0	0	0	0	0	0	0	0	0		
-																			
Grand Total		303,436	0	297,717	5,719	207	27,879	29,460	29,700	30,265	27,346	25,148	25,101	25,148	25,248	25,390	32,544		
FY: 16		Fund(s): 32020						Record Count: 132						9/14/2016					

Monthly Spend Plan by Org

This report shows the budget by Org and account code, total expenditures & encumbrances and monthly tracking of expenditures report. This report can be downloaded to excel and used for planning scenarios for remaining expenditures until the end of the fiscal year. This report is commonly used for the district unrestricted budget, such as the Dean of Enrollment, Facilities Planning, Library, Learning Center, etc.


Snippet of report. Example: Board of Trustees Account (All funding sources)

 ANTELOPE VALLEY COLLEGE BUSINESS SERVICES																			
		Fiscal Year: 16												Organization(s): 11200		9/14/2016			
		Record Count: 15																	
Fund Managers Report																			
Acct #	Description	Budget	Encumbra	Expenses	Remainin Balance	JUL	AUG	SEP	OCT	NOV	DEC	JAN	FEB	MAR	APR	MAY	JUN		
5720	Election Costs	647,132	0	692,132	(45,000)	0	0	0	0	0	0	0	0	0	647,132	0	45,000		
5000	Total	692,274	0	692,274	0	0	0	0	0	0	0	0	0	25	647,157	117	44,975		
<u>Other Outgoing</u>																			
7900	Reserve for	2,083	0	0	2,083	0	0	0	0	0	0	0	0	0	0	0	0		
7000	Total	2,083	0	0	2,083	0	0	0	0	0	0	0	0	0	0	0	0		
Grand Total		796,338	0	771,574	24,764	0	6,900	6,900	7,000	6,999	7,800	7,875	5,868	5,474	653,482	6,172	57,104		
FY: 16		Organization(s): 11200						Record Count: 15						9/14/2016					

Monthly Spend Plan by Program

This report shows the budget by Program and account code, total expenditures & encumbrances and monthly tracking of expenditures report. This report can be downloaded to excel and used for planning scenarios for remaining expenditures until the end of the fiscal year. This report is commonly used to track various programs, such as biology, English, ceramics, etc.


Snippet of report. Example: Information Technology (All funding sources)

		ANTELOPE VALLEY COLLEGE BUSINESS SERVICES										Fiscal Year: 16		Program(s): 678000		9/14/2016	
		Fund Managers Report										Record Count: 97					
Acct #	Description	Budget	Encumbra	Expenses	Remainin Balance	JUL	AUG	SEP	OCT	NOV	DEC	JAN	FEB	MAR	APR	MAY	JUN
6440	Software	250,000	0	46,244	203,756	0	0	0	0	0	0	0	0	0	6,000	11,166	29,078
6550	Computers &	0	0	0	0	0	0	0	0	0	0	0	0	0	0	0	0
6000	Total	1,402,075	0	514,465	887,610	349,970	0	0	0	0	0	0	352,075	0	85,186	27,738	49,465
Grand Total		4,655,901	0	4,511,805	144,097	349,970	302,438	227,461	366,046	623,215	348,927	207,357	566,383	266,115	287,341	238,791	727,760
FY: 16		Program(s): 678000					Record Count: 97					9/14/2016					

Monthly Spend Plan by Fund/Org/Program

This report shows the budget by any specific element that you would like to see a specific funding source that involves the Fund, Org & Program. An example of usefulness is if a division would like to see the budget & expenditures/encumbrances for one time funded facilities grounds support.

Snippet of report: One Time Funded/Business Services/Fiscal Services Only

		ANTELOPE VALLEY COLLEGE BUSINESS SERVICES										FY: 16		Fund Code(s): 00005		Program(s): 672000		Organization(s): 14020		9/14/2016	
		Fund Managers Report										Record Count: 14									
Acct #	Description	Budget	Encumbra	Expenses	Remainin Balance	JUL	AUG	SEP	OCT	NOV	DEC	JAN	FEB	MAR	APR	MAY	JUN				
5710	Audit Services	19,700	0	19,700	0	0	0	0	0	0	0	0	0	0	0	19,700	0				
5000	Total	79,700	0	71,205	8,495	115	0	0	0	0	0	0	0	0	20,500	40,879	9,826				
<u>Capital Outlay</u>																					
6400	Equipment	0	0	0	0	0	0	0	0	0	0	0	0	0	0	0	0				
6000	Total	0	0	0	0	115	0	0	0	0	0	0	0	0	0	0	0				
Grand Total		87,269	0	79,333	7,935	115	7,391	0	0	0	145	0	(106)	0	20,797	40,879	10,113				
FY: 16		Fund(s): 00005			Program(s): 672000			Organization(s): 14020			Record Count: 14			9/14/2016							

Report in work:

Personnel actuals by person & account code to identify salary and individual benefit expenditures.

Note: This will not include journal entries for accounting movement of salaries & benefits. Please review financial reports. If the summary & detail do not match, contact business services.

Features:

- Emailing financial reports on a recurring basis form
- Requesting a financial report to be developed form

Terms:

COA: Chart of Accounts

FOAP: Fund Code, Organization, Account & Program

Fund Code: Identifies grants, capital projects and categorical programs

Organization: Identifies the department or division

Account: Identifies the type of expenditure: instructional salary, travel, materials, etc.

Program: Identifies the ASA or Taxonomy of Program Code: biology, art, facilities, student development, etc.

Encumbrances: Approved and sourced purchase orders

Reservations: Purchase requisitions not yet fully approved and sourced into a purchase order

Actuals: Year-to-date expenditures.