






1. Which of the following is NOT part of the Antelope Valley College mission?			Response Percent	Response Count
Higher educational standards			13.3%	2
Student-centered learning			6.7%	1
Innovative programs and services			0.0%	0
Education that enriches lives and builds futures			33.3%	5
Professional team-driven environment			33.3%	5
Student success			13.3%	2
<i>answered question</i>				15
<i>skipped question</i>				5

2. If you looked today, where would you find the college mission statement? (Check all that apply)

	Response Percent	Response Count
In the college catalog <input type="checkbox"/>	55.0%	11
In the schedule of classes <input type="checkbox"/>	40.0%	8
On the AVC Web site <input checked="" type="checkbox"/>	65.0%	13
Online in myAVC <input type="checkbox"/>	35.0%	7
I looked, but cannot find it.	0.0%	0
I have not looked for the mission statement. <input type="checkbox"/>	35.0%	7
Other (please specify)	0.0%	0
answered question		20
skipped question		0

3. Place a check under each topic that you have discussed AT LEAST THREE TIMES DURING THE 2008-2009 ACADEMIC YEAR with each of the following groups. (Check all that apply.)

	The college mission	Institutional planning	Student learning outcomes	Response Count
Discussed with other students	20.0% (2)	70.0% (7)	50.0% (5)	10
Discussed with friends/public	57.1% (8)	64.3% (9)	57.1% (8)	14
answered question				15
skipped question				5

4. In the past year, how many times have you participated in each of the following?

	None	1-5 times	6-10 times	11 or more times	Not applicable to my role	Response Count
Gathered research data to support institutional planning	42.1% (8)	31.6% (6)	10.5% (2)	5.3% (1)	10.5% (2)	19
Participated in extracurricular campus activities (e.g., Black History Month, Cinco de Mayo, Women's Conference)	47.4% (9)	31.6% (6)	5.3% (1)	5.3% (1)	10.5% (2)	19
	<i>answered question</i>					19
	<i>skipped question</i>					1

5. Please respond to the following statements:

	Strongly Agree	Agree	Neither Agree Nor Disagree	Disagree	Strongly Disagree	I Do Not Know	Rating Average	Response Count
The campus uses the mission statement in decision-making.	31.3% (5)	25.0% (4)	31.3% (5)	6.3% (1)	0.0% (0)	6.3% (1)	2.38	1
The campus maintains an ongoing dialogue about continuous improvement.	50.0% (8)	37.5% (6)	0.0% (0)	6.3% (1)	0.0% (0)	6.3% (1)	1.88	1
Program review is effectively used in the decision-making process.	25.0% (4)	37.5% (6)	18.8% (3)	6.3% (1)	0.0% (0)	12.5% (2)	2.56	1
The campus states its goals clearly.	25.0% (4)	50.0% (8)	12.5% (2)	6.3% (1)	0.0% (0)	6.3% (1)	2.25	1
The campus states its Institutional Learning Outcomes in measurable terms.	25.0% (4)	37.5% (6)	31.3% (5)	0.0% (0)	0.0% (0)	6.3% (1)	2.31	1
	<i>answered question</i>							1
	<i>skipped question</i>							

6. Please respond to the following statements:

	Always	Almost Always	Sometimes	Rarely	Never	I Do Not Know	Rating Average	Response Count
AVC provides services and programs that address the needs of students.	50.0% (8)	37.5% (6)	12.5% (2)	0.0% (0)	0.0% (0)	0.0% (0)	1.63	16
Counseling services support student development and success.	18.8% (3)	43.8% (7)	18.8% (3)	6.3% (1)	0.0% (0)	12.5% (2)	2.14	16
Student support services use evaluations to identify the needs of students.	12.5% (2)	31.3% (5)	12.5% (2)	6.3% (1)	0.0% (0)	37.5% (6)	2.20	16
Library and other learning support services use evaluations to better understand the needs of students.	18.8% (3)	18.8% (3)	18.8% (3)	0.0% (0)	0.0% (0)	43.8% (7)	2.00	16
						answered question		16
						skipped question		4

7. Quality of instructional programs. Please indicate how strongly you agree or disagree with the following statements. Select N/A if you have not used the service.

	Always	Almost Always	Sometimes	Rarely	Never	Rating Average	Response Count	
I use media from the IMC for meetings, special events, training, etc.	7.7% (1)	0.0% (0)	30.8% (4)	7.7% (1)	53.8% (7)	4.00	13	
I attend a class or training in one of the multimedia classrooms in the IMC.	0.0% (0)	0.0% (0)	7.7% (1)	30.8% (4)	61.5% (8)	4.54	13	
IMC services are sufficient to meet my needs.	25.0% (3)	33.3% (4)	25.0% (3)	0.0% (0)	16.7% (2)	2.50	12	
If IMC services are not sufficient to met your needs, please specify the deficiency.								2
						answered question	13	
						skipped question	7	

8. Ongoing Instruction. Please indicate how strongly you agree or disagree with the following statements.

	Strongly Agree	Agree	Neither Agree Nor Disagree	Disagree	Strongly Disagree	I Do Not Know	I Do Not Attend IMC Training	Rating Average
Training from the IMC staff on the use of multimedia equipment is sufficient.	13.3% (2)	20.0% (3)	6.7% (1)	0.0% (0)	0.0% (0)	20.0% (3)	40.0% (6)	3.22
Training from IMC staff on podcasting is sufficient.	13.3% (2)	0.0% (0)	6.7% (1)	0.0% (0)	0.0% (0)	33.3% (5)	46.7% (7)	4.38
	<i>answered question</i>							
	<i>skipped question</i>							

9. Adequate access and IMC evaluation. Please indicate how strongly you agree or disagree with the following statements. Select N/A if you have not used the service.

	Strongly Agree	Agree	Neither Agree Nor Disagree	Disagree	Strongly Disagree	N/A	Rating Average	Response Count	
The IMC hours of operation are adequate for my needs.	6.3% (1)	25.0% (4)	0.0% (0)	0.0% (0)	0.0% (0)	68.8% (11)	1.80	1	
Equipment and multimedia from the IMC are adequate at the South Valley site.	0.0% (0)	6.3% (1)	6.3% (1)	0.0% (0)	0.0% (0)	87.5% (14)	2.50	1	
	<i>answered question</i>								1
	<i>skipped question</i>								

10. Please indicate how often you use the following:

	Always	Almost Always	Sometimes	Rarely	Never	Rating Average	Response Count
I use the IMC Web site	0.0% (0)	0.0% (0)	6.7% (1)	0.0% (0)	93.3% (14)	4.87	15
I use the IMC podcasting site	0.0% (0)	0.0% (0)	6.7% (1)	6.7% (1)	86.7% (13)	4.80	15
<i>answered question</i>							15
<i>skipped question</i>							5

11. Within the last year, have you participated in some form of evaluation for the following areas?

	Yes	No	I Do Not Remember	Response Count
Instructional Media Services (IMC)	13.3% (2)	80.0% (12)	6.7% (1)	15
Learning Center (LC)	13.3% (2)	86.7% (13)	0.0% (0)	15
Library Services	13.3% (2)	86.7% (13)	0.0% (0)	15
Information Technology Services (ITS)	26.7% (4)	73.3% (11)	0.0% (0)	15
<i>answered question</i>				15
<i>skipped question</i>				5

12. Quality of instructional programs. Please indicate how strongly you agree or disagree with the following statement.

	Strongly Agree	Agree	Neither Agree Nor Disagree	Disagree	Strongly Disagree	I Do Not Use The Tutoring Services	Rating Average	Response Count
The learning center's tutoring options are comprehensive.	6.7% (1)	20.0% (3)	6.7% (1)	0.0% (0)	0.0% (0)	66.7% (10)	2.00	
The learning center's tutoring services meet my needs.	6.7% (1)	6.7% (1)	13.3% (2)	0.0% (0)	0.0% (0)	73.3% (11)	2.25	
<i>answered question</i>								
<i>skipped question</i>								



13. Have you used the *Learning Center* at the Palmdale site?

	Response Percent	Response Count
Yes	0.0%	0
No	100.0%	13
<i>answered question</i>		13
<i>skipped question</i>		7

14. Adequate access, maintenance, and security. Please indicate how strongly you agree or disagree with the following statements regarding the Learning Center at the Palmdale site.

	Strongly Agree	Agree	Neither Agree Nor Disagree	Disagree	Strongly Disagree	Rating Average	Response Count
The Learning Center hours are adequate to meet my needs.	0.0% (0)	0.0% (0)	100.0% (2)	0.0% (0)	0.0% (0)	3.00	2
The Learning Center facilities meet my needs.	0.0% (0)	0.0% (0)	100.0% (2)	0.0% (0)	0.0% (0)	3.00	2
I would like more online services for the Learning Center.	0.0% (0)	0.0% (0)	100.0% (2)	0.0% (0)	0.0% (0)	3.00	2
<i>answered question</i>							2
<i>skipped question</i>							18

15. Have you used the Learning Center on the Lancaster campus?

	Response Percent	Response Count
Yes 	33.3%	5
No 	66.7%	10
<i>answered question</i>		15
<i>skipped question</i>		5

16. Adequate access, maintenance, and security. Please indicate how strongly you agree or disagree with the following statements regarding the Learning Center on the Lancaster campus.

	Strongly Agree	Agree	Neither Agree Nor Disagree	Disagree	Strongly Disagree	Rating Average	Response Count
The Learning Center hours are adequate to meet my needs.	20.0% (1)	60.0% (3)	20.0% (1)	0.0% (0)	0.0% (0)	2.00	5
The Learning Center facilities meet my needs.	20.0% (1)	60.0% (3)	20.0% (1)	0.0% (0)	0.0% (0)	2.00	5
I would like more online services for the Learning Center.	0.0% (0)	60.0% (3)	40.0% (2)	0.0% (0)	0.0% (0)	2.40	5
<i>answered question</i>							5
<i>skipped question</i>							15

17. Quality of instructional programs. Please indicate how strongly you agree or disagree with the following statement.

	Strongly Agree	Agree	Neither Agree Nor Disagree	Disagree	Strongly Disagree	I Do Not Know	Rating Average	Response Count
The Library book collection is up to date.	6.7% (1)	13.3% (2)	20.0% (3)	6.7% (1)	0.0% (0)	53.3% (8)	4.40	15
<i>answered question</i>								15
<i>skipped question</i>								

18. Please respond to the following statement.

	Yes	No	N/A	Response Count
I have used the Library web site.	20.0% (3)	40.0% (6)	40.0% (6)	15
<i>answered question</i>				15
<i>skipped question</i>				5

19. Have you used Library services at the Palmdale site?

	Response Percent	Response Count
Yes	0.0%	0
No	100.0%	15
<i>answered question</i>		15
<i>skipped question</i>		5

20. Adequate access. Please indicate how strongly you agree or disagree with the following statements. Select N/A if you have not used the service.

	Strongly Agree	Agree	Neither Agree Nor Disagree	Disagree	Strongly Disagree	N/A	Rating Average	Response Count
Library services are adequate for my needs.	0.0% (0)	0.0% (0)	0.0% (0)	0.0% (0)	0.0% (0)	0.0% (0)	0.00	0
Library facilities are adequate for my needs.	0.0% (0)	0.0% (0)	0.0% (0)	0.0% (0)	0.0% (0)	0.0% (0)	0.00	0
I feel comfortable and/or secure when I visit or use the Library.	0.0% (0)	0.0% (0)	0.0% (0)	0.0% (0)	0.0% (0)	0.0% (0)	0.00	0
I would like free wireless Internet service in the Library.	0.0% (0)	0.0% (0)	0.0% (0)	0.0% (0)	0.0% (0)	0.0% (0)	0.00	0
<i>answered question</i>								0
<i>skipped question</i>								20

21. I would like the library hours to include...(please select all that apply)

	Response Percent	Response Count
Earlier than 7:30AM	0.0%	0
Later than 8PM	0.0%	0
More Saturday hours	0.0%	0
Sunday hours	0.0%	0
No change in hours needed	0.0%	0
I do not use the Library.	0.0%	0
Other (please specify)		0
answered question		0
skipped question		20



22. I come to the Library to...(please select all that apply)

	Response Percent	Response Count
Do research	0.0%	0
Make photocopies	0.0%	0
Return borrowed materials	0.0%	0
Use reserve materials	0.0%	0
Use the Internet	0.0%	0
Use group study rooms	0.0%	0
I do not use the Library.	0.0%	0
Other (please specify)		0
answered question		0
skipped question		20

23. I use the Library in the...

	Response Percent	Response Count
Morning	0.0%	0
Afternoon	0.0%	0
Evening	0.0%	0
I do not use the Library.	0.0%	0
answered question		0
skipped question		20







24. Have you used Library services at the Lancaster campus?

	Response Percent	Response Count
Yes 	53.8%	7
No 	46.2%	6
answered question		13
skipped question		7

25. Adequate access. Please indicate how strongly you agree or disagree with the following statements.

	Strongly Agree	Agree	Neither Agree Nor Disagree	Disagree	Strongly Disagree	N/A	Rating Average	Response Count
Library services are adequate for my needs.	11.1% (1)	55.6% (5)	0.0% (0)	0.0% (0)	0.0% (0)	33.3% (3)	1.83	
Library facilities are adequate for my needs.	11.1% (1)	44.4% (4)	0.0% (0)	11.1% (1)	0.0% (0)	33.3% (3)	2.17	
I feel comfortable and/or secure when I visit or use the Library.	12.5% (1)	62.5% (5)	0.0% (0)	0.0% (0)	0.0% (0)	25.0% (2)	1.83	
I would like free wireless Internet service in the Library.	55.6% (5)	22.2% (2)	0.0% (0)	0.0% (0)	0.0% (0)	22.2% (2)	1.29	
<i>answered question</i>								
<i>skipped question</i>								1

26. I would like the library hours to include...(please select all that apply)

	Response Percent	Response Count
Earlier than 7:30AM 	11.1%	1
Later than 8PM 	22.2%	2
More Saturday hours 	33.3%	3
Sunday hours 	33.3%	3
No change in hours needed 	44.4%	4
I do not use the Library. 	33.3%	3
Other (please specify)		0
<i>answered question</i>		9
<i>skipped question</i>		11

27. I come to the Library to...(please select all that apply)

	Response Percent	Response Count
Do research	57.1%	4
Make photocopies	28.6%	2
Return borrowed materials	28.6%	2
Use reserve materials	28.6%	2
Use the Internet	14.3%	1
Use group study rooms	57.1%	4
I do not use the Library.	28.6%	2
Other (please specify)		1
answered question		7
skipped question		13

28. I use the Library in the...

	Response Percent	Response Count
Morning	50.0%	4
Afternoon	62.5%	5
Evening	25.0%	2
I do not use the Library.	37.5%	3
answered question		8
skipped question		12

29. Please respond to each of the following:

	Yes	No	N/A	Response Count
I use myAVC when researching the status of my financial aid.	22.2% (2)	11.1% (1)	66.7% (6)	9
I have attended community events off campus where the AVC Outreach staff was present.	33.3% (3)	33.3% (3)	33.3% (3)	9
I have received a Student Education Plan from a counselor.	22.2% (2)	11.1% (1)	66.7% (6)	9
			<i>answered question</i>	9
			<i>skipped question</i>	11

30. Please indicate how strongly you agree or disagree with the following statements.

	Strongly Agree	Agree	Neither Agree Nor Disagree	Disagree	Strongly Disagree	N/A	Rating Average	Response Count
The Student Education Plan that I received from my counselor has contributed to my academic progress.	22.2% (2)	0.0% (0)	0.0% (0)	11.1% (1)	0.0% (0)	66.7% (6)	2.00	
The online services offered through myAVC meet my expectations for what online services should be.	22.2% (2)	22.2% (2)	0.0% (0)	33.3% (3)	0.0% (0)	22.2% (2)	2.57	
The cultural awareness programs that are offered through Student Development and College Activities enhance my <i>awareness</i> of the diverseness at this college.	11.1% (1)	22.2% (2)	22.2% (2)	0.0% (0)	11.1% (1)	33.3% (3)	2.67	
The cultural awareness programs that are offered through Student Development and College Activities enhance my <i>appreciation</i> of the diverseness at this college.	11.1% (1)	22.2% (2)	22.2% (2)	0.0% (0)	11.1% (1)	33.3% (3)	2.67	
AVC online registration services are easy to navigate.	11.1% (1)	33.3% (3)	0.0% (0)	11.1% (1)	0.0% (0)	44.4% (4)	2.20	
answered question								
skipped question								1

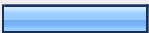

31. Please respond to the following statements. In your opinion...

	Strongly Agree	Agree	Neither Agree Nor Disagree	Disagree	Strongly Disagree	I Do Not Know	Rating Average	Response Count
The college uses evaluations to encourage and improve employee performance.	14.3% (2)	42.9% (6)	0.0% (0)	7.1% (1)	0.0% (0)	35.7% (5)	3.43	1
The college promotes sensitivity to, and understanding of, the diverse academic, socioeconomic, cultural, disability, and ethnic backgrounds of its students.	21.4% (3)	57.1% (8)	7.1% (1)	7.1% (1)	0.0% (0)	7.1% (1)	2.29	1
The college hires highly qualified employees.	14.3% (2)	64.3% (9)	7.1% (1)	7.1% (1)	0.0% (0)	7.1% (1)	2.36	1
There is an adequate number of personnel to support the college programs and services.	7.1% (1)	21.4% (3)	14.3% (2)	35.7% (5)	0.0% (0)	21.4% (3)	3.64	1
The organizational structure of AVC's personnel adequately supports the college's programs and services.	7.1% (1)	35.7% (5)	21.4% (3)	14.3% (2)	0.0% (0)	21.4% (3)	3.29	1
answered question								1
skipped question								

32. Where can you find written documentation for each of the following?

	Procedures on how to file a complaint	Written Code of Professional Ethics	Information on Personnel Policies and Procedures	Response Count
In the college catalog	100.0% (6)	83.3% (5)	50.0% (3)	6
In the schedule of classes	50.0% (2)	75.0% (3)	0.0% (0)	4
In the Student Code of Conduct pamphlet	83.3% (5)	50.0% (3)	16.7% (1)	6
Online via the AVC Web or Intranet	100.0% (4)	50.0% (2)	100.0% (4)	4
Posted in the classroom	100.0% (1)	0.0% (0)	0.0% (0)	1
In the student handbook	100.0% (4)	25.0% (1)	0.0% (0)	4
I looked, but could not find.	0.0% (0)	0.0% (0)	0.0% (0)	0
I have not looked.	100.0% (6)	83.3% (5)	83.3% (5)	6
<i>answered question</i>				12
<i>skipped question</i>				8

33. Do you attend classes at the Lancaster campus?

	Response Percent	Response Count
Yes 	21.4%	3
No 	78.6%	11
<i>answered question</i>		14
<i>skipped question</i>		6

34. In the past year, how often have you had problems accessing the following areas, buildings, or classrooms?

	Never	1-5 times	6-10 times	11 or more times	I Do Not Use This Facility	Rating Average	Response Count
Athletic Courts/Fields	33.3% (1)	0.0% (0)	0.0% (0)	0.0% (0)	66.7% (2)	3.67	3
Bookstore	66.7% (2)	33.3% (1)	0.0% (0)	0.0% (0)	0.0% (0)	1.33	3
Cafeteria	66.7% (2)	33.3% (1)	0.0% (0)	0.0% (0)	0.0% (0)	1.33	3
Classrooms	66.7% (2)	33.3% (1)	0.0% (0)	0.0% (0)	0.0% (0)	1.33	3
Computer Labs	33.3% (1)	33.3% (1)	0.0% (0)	33.3% (1)	0.0% (0)	2.33	3
Faculty Offices	66.7% (2)	0.0% (0)	0.0% (0)	33.3% (1)	0.0% (0)	2.00	3
Gym & Pool	66.7% (2)	0.0% (0)	0.0% (0)	0.0% (0)	33.3% (1)	2.33	3
Library	100.0% (3)	0.0% (0)	0.0% (0)	0.0% (0)	0.0% (0)	1.00	3
Learning Center	66.7% (2)	33.3% (1)	0.0% (0)	0.0% (0)	0.0% (0)	1.33	3
Student Services	66.7% (2)	0.0% (0)	33.3% (1)	0.0% (0)	0.0% (0)	1.67	3
Work Areas	100.0% (3)	0.0% (0)	0.0% (0)	0.0% (0)	0.0% (0)	1.00	3
					Other (please specify)		0
					answered question		3
					skipped question		17

35. For areas that you had difficulty accessing, please check all the reasons that apply.

	No access for the disabled	Hours of operation	N/A	Response Count	
Athletic Courts/Fields	0.0% (0)	0.0% (0)	100.0% (3)	3	
Bookstore	0.0% (0)	0.0% (0)	100.0% (2)	2	
Cafeteria	0.0% (0)	50.0% (1)	50.0% (1)	2	
Classrooms	0.0% (0)	0.0% (0)	100.0% (2)	2	
Computer Labs	0.0% (0)	0.0% (0)	100.0% (2)	2	
Faculty Offices	0.0% (0)	50.0% (1)	50.0% (1)	2	
Gym & Pool	0.0% (0)	0.0% (0)	100.0% (2)	2	
Library	0.0% (0)	50.0% (1)	50.0% (1)	2	
Learning Center	0.0% (0)	50.0% (1)	50.0% (1)	2	
Student Services	0.0% (0)	50.0% (1)	50.0% (1)	2	
Work Areas	0.0% (0)	0.0% (0)	100.0% (2)	2	
			Other (please specify)	0	
				answered question	3
				skipped question	17

36. How adequate are the following areas, buildings, or classrooms? (For the following question, adequate means *meets or exceeds your needs.*)

	Completely Adequate	Somewhat Adequate	Neither Adequate Nor Inadequate	Somewhat Inadequate	Completely Inadequate	N/A	Rating Average
Athletic Courts/Fields	66.7% (2)	0.0% (0)	0.0% (0)	0.0% (0)	0.0% (0)	33.3% (1)	1
Bookstore	33.3% (1)	33.3% (1)	0.0% (0)	0.0% (0)	33.3% (1)	0.0% (0)	2
Cafeteria	33.3% (1)	0.0% (0)	33.3% (1)	0.0% (0)	33.3% (1)	0.0% (0)	3
Classrooms	33.3% (1)	33.3% (1)	33.3% (1)	0.0% (0)	0.0% (0)	0.0% (0)	2
Computer Labs	33.3% (1)	0.0% (0)	0.0% (0)	66.7% (2)	0.0% (0)	0.0% (0)	3
Faculty Offices	33.3% (1)	0.0% (0)	33.3% (1)	33.3% (1)	0.0% (0)	0.0% (0)	2
Gym & Pool	33.3% (1)	0.0% (0)	0.0% (0)	33.3% (1)	0.0% (0)	33.3% (1)	2
Library	33.3% (1)	66.7% (2)	0.0% (0)	0.0% (0)	0.0% (0)	0.0% (0)	1
Learning Center	33.3% (1)	66.7% (2)	0.0% (0)	0.0% (0)	0.0% (0)	0.0% (0)	1
Student Services	33.3% (1)	0.0% (0)	33.3% (1)	33.3% (1)	0.0% (0)	0.0% (0)	2
Work Areas	66.7% (2)	0.0% (0)	0.0% (0)	33.3% (1)	0.0% (0)	0.0% (0)	2
Other (please specify):							
							answered question
							skipped question

37. Please indicate how strongly you agree or disagree with the following statements.

	Strongly Agree	Agree	Neither Agree Nor Disagree	Disagree	Strongly Disagree	N/A	Rating Average	Response Count
I feel safe when I am on campus.	66.7% (2)	0.0% (0)	33.3% (1)	0.0% (0)	0.0% (0)	0.0% (0)	1.67	3
The lighting on campus is adequate.	0.0% (0)	33.3% (1)	66.7% (2)	0.0% (0)	0.0% (0)	0.0% (0)	2.67	3
The exterior campus looks attractive and inviting.	33.3% (1)	33.3% (1)	33.3% (1)	0.0% (0)	0.0% (0)	0.0% (0)	2.00	3
The interior campus (i.e. classrooms, labs, and office areas) are well maintained.	33.3% (1)	33.3% (1)	0.0% (0)	33.3% (1)	0.0% (0)	0.0% (0)	2.33	3
The classroom facilities (i.e. desks, tables, chairs, whiteboards) are adequate.	0.0% (0)	33.3% (1)	0.0% (0)	66.7% (2)	0.0% (0)	0.0% (0)	3.33	3
	<i>answered question</i>							3
	<i>skipped question</i>							17


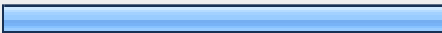
38. In the past month, how many times have you observed the presence of security officers on campus?

	Never	1-5 times	6-10 times	11 or more times	Not sure	N/A	Response Count
Lancaster Campus	33.3% (1)	0.0% (0)	0.0% (0)	66.7% (2)	0.0% (0)	0.0% (0)	3
	<i>answered question</i>						3
	<i>skipped question</i>						17


39. If you felt unsafe on campus within the past year, please describe when and where you felt unsafe and what you suggest can be done about it.

	Response Count
	0
<i>answered question</i>	0
<i>skipped question</i>	20

40. Have you observed areas that are a health or safety hazard?

	Response Percent	Response Count
No 	33.3%	1
Yes 	66.7%	2
If yes, please tell us about it.		2
<i>answered question</i>		3
<i>skipped question</i>		17

41. Do you attend classes at the Palmdale Site?

	Response Percent	Response Count
Yes	0.0%	0
No 	100.0%	13
<i>answered question</i>		13
<i>skipped question</i>		7

42. In the past year, how often have you had problems accessing the following areas, buildings, or classrooms?

	Never	1-5 times	6-10 times	11 or more times	I Do Not Use This Facility	Rating Average	Response Count	
Classrooms	0.0% (0)	0.0% (0)	0.0% (0)	0.0% (0)	100.0% (1)	5.00	1	
Computer Labs	0.0% (0)	0.0% (0)	0.0% (0)	0.0% (0)	100.0% (1)	5.00	1	
Faculty Offices	0.0% (0)	0.0% (0)	0.0% (0)	0.0% (0)	100.0% (1)	5.00	1	
Learning Center	0.0% (0)	0.0% (0)	0.0% (0)	0.0% (0)	100.0% (1)	5.00	1	
Student Services	0.0% (0)	0.0% (0)	0.0% (0)	0.0% (0)	100.0% (1)	5.00	1	
					Other (please specify)		0	
							answered question	1
							skipped question	19

43. For areas that you had difficulty accessing, please check all the reasons that apply.

	No access for the disabled	Hours of operation	N/A	Response Count	
Classrooms	0.0% (0)	0.0% (0)	100.0% (1)	1	
Computer Labs	0.0% (0)	0.0% (0)	100.0% (1)	1	
Faculty Offices	0.0% (0)	0.0% (0)	100.0% (1)	1	
Learning Center	0.0% (0)	0.0% (0)	100.0% (1)	1	
Student Services	0.0% (0)	0.0% (0)	100.0% (1)	1	
			Other (please specify)	0	
				<i>answered question</i>	1
				<i>skipped question</i>	19

44. How adequate are the following areas, buildings, or classrooms? (For the following question, adequate means *meets or exceeds your needs.*)

	Completely Adequate	Somewhat Adequate	Neither Adequate Nor Inadequate	Somewhat Inadequate	Completely Inadequate	N/A	Rating Average
Classrooms	0.0% (0)	0.0% (0)	0.0% (0)	100.0% (1)	0.0% (0)	0.0% (0)	4.0
Computer Labs	0.0% (0)	0.0% (0)	0.0% (0)	100.0% (1)	0.0% (0)	0.0% (0)	4.0
Faculty Offices	0.0% (0)	0.0% (0)	0.0% (0)	100.0% (1)	0.0% (0)	0.0% (0)	4.0
Learning Center	0.0% (0)	0.0% (0)	0.0% (0)	100.0% (1)	0.0% (0)	0.0% (0)	4.0
Student Services	0.0% (0)	0.0% (0)	0.0% (0)	100.0% (1)	0.0% (0)	0.0% (0)	4.0
Other (please specify)							
<i>answered question</i>							
<i>skipped question</i>							

45. Please indicate how strongly you agree or disagree with the following statements. Select N/A if you have not used the service.

	Strongly Agree	Agree	Neither Agree Nor Disagree	Disagree	Strongly Disagree	I Do Not Know	N/A	Rating Average
I feel safe when I am at the Palmdale site.	0.0% (0)	100.0% (1)	0.0% (0)	0.0% (0)	0.0% (0)	0.0% (0)	0.0% (0)	2.00
The lighting at the Palmdale site is adequate.	0.0% (0)	0.0% (0)	100.0% (1)	0.0% (0)	0.0% (0)	0.0% (0)	0.0% (0)	3.00
The exterior site looks attractive and inviting.	0.0% (0)	0.0% (0)	100.0% (1)	0.0% (0)	0.0% (0)	0.0% (0)	0.0% (0)	3.00
The interior site (i.e. classrooms, labs, and office areas) are well maintained.	0.0% (0)	100.0% (1)	0.0% (0)	0.0% (0)	0.0% (0)	0.0% (0)	0.0% (0)	2.00
The classroom facilities (i.e. desks, tables, chairs, whiteboards) are adequate.	0.0% (0)	0.0% (0)	100.0% (1)	0.0% (0)	0.0% (0)	0.0% (0)	0.0% (0)	3.00
<i>answered question</i>								
<i>skipped question</i>								

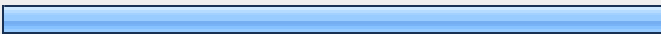
46. In the past month, how many times have you observed the presence of security officers on campus?

	Never	1-5 times	6-10 times	11 or more times	Not sure	N/A	Response Count
Palmdale Site	0.0% (0)	0.0% (0)	0.0% (0)	0.0% (0)	0.0% (0)	100.0% (1)	1
<i>answered question</i>							1
<i>skipped question</i>							19


47. If you felt unsafe on campus within the past year, please describe when and where you felt unsafe and what you suggest can be done about it.

	Response Count
	0
<i>answered question</i>	0
<i>skipped question</i>	20

48. Have you observed areas that are a health or safety hazard?

	Response Percent	Response Count
No 	100.0%	1
Yes	0.0%	0
If yes, please tell us about it.		0
<i>answered question</i>		1
<i>skipped question</i>		19

49. Do you attend classes at Fox Field?

	Response Percent	Response Count
Yes	0.0%	0
No 	100.0%	14
<i>answered question</i>		14
<i>skipped question</i>		6

50. In the past year, how often have you had problems accessing the following areas, buildings, or classrooms?

	Never	1-5 times	6-10 times	11 or more times	I Do Not Use This Facility	Rating Average	Response Count	
Classrooms	0.0% (0)	0.0% (0)	0.0% (0)	0.0% (0)	0.0% (0)	0.00	0	
Faculty Offices	0.0% (0)	0.0% (0)	0.0% (0)	0.0% (0)	0.0% (0)	0.00	0	
Work Areas	0.0% (0)	0.0% (0)	0.0% (0)	0.0% (0)	0.0% (0)	0.00	0	
					Other (please specify)		0	
							answered question	0
							skipped question	20

51. For areas that you had difficulty accessing, please check all the reasons that apply.

	No access for the disabled	No keys to the building	No keys to the room	Hours of operation	N/A	Response Count	
Classrooms	0.0% (0)	0.0% (0)	0.0% (0)	0.0% (0)	0.0% (0)	0	
Faculty Offices	0.0% (0)	0.0% (0)	0.0% (0)	0.0% (0)	0.0% (0)	0	
Work Areas	0.0% (0)	0.0% (0)	0.0% (0)	0.0% (0)	0.0% (0)	0	
					Other (please specify)	0	
						answered question	0
						skipped question	20

52. How adequate are the following areas, buildings, or classrooms? (For the following question, adequate means *meets or exceeds your needs.*)

	Completely Adequate	Somewhat Adequate	Neither Adequate Nor Inadequate	Somewhat Inadequate	Completely Inadequate	N/A	Rating Average
Classrooms	0.0% (0)	0.0% (0)	0.0% (0)	0.0% (0)	0.0% (0)	0.0% (0)	0.0
Faculty Offices	0.0% (0)	0.0% (0)	0.0% (0)	0.0% (0)	0.0% (0)	0.0% (0)	0.0
Work Areas	0.0% (0)	0.0% (0)	0.0% (0)	0.0% (0)	0.0% (0)	0.0% (0)	0.0
Other (please specify):							
answered question							
skipped question							

53. Please indicate how strongly you agree or disagree with the following statements. Select N/A if you have not used the service.

	Strongly Agree	Agree	Neither Agree Nor Disagree	Disagree	Strongly Disagree	N/A	Rating Average	Response Count
I feel safe when I am at Fox Field.	0.0% (0)	0.0% (0)	0.0% (0)	0.0% (0)	0.0% (0)	0.0% (0)	0.00	0
The lighting at Fox Field is adequate.	0.0% (0)	0.0% (0)	0.0% (0)	0.0% (0)	0.0% (0)	0.0% (0)	0.00	0
The classroom facilities (i.e. desks, tables, chairs, whiteboards) are adequate.	0.0% (0)	0.0% (0)	0.0% (0)	0.0% (0)	0.0% (0)	0.0% (0)	0.00	0
answered question								0
skipped question								20

54. In the past month, how many times have you observed the presence of security officers at Fox Field?

	Never	1-5 times	6-10 times	11 or more times	Not sure	N/A	Response Count
I have observed security...	0.0% (0)	0.0% (0)	0.0% (0)	0.0% (0)	0.0% (0)	0.0% (0)	0
<i>answered question</i>							0
<i>skipped question</i>							20

55. If you felt unsafe at Fox Field within the past year, please describe when and where you felt unsafe and what you suggest can be done about it.

	Response Count
	0
<i>answered question</i>	0
<i>skipped question</i>	20

56. Have you observed areas that are a health or safety hazard?

	Response Percent	Response Count
No	0.0%	0
Yes	0.0%	0
If yes, please tell us about it.		0
<i>answered question</i>		0
<i>skipped question</i>		20

57. If the athletic equipment, audio-visual equipment, or other instructional technology available for your use is inadequate for your learning needs, please tell us what equipment needs to be updated or replaced. Please be specific in your response.

	Response Percent	Response Count
I do not use instructional technology equipment.	61.5%	8
The instructional technology equipment is adequate.	30.8%	4
The instructional technology equipment is NOT adequate...	7.7%	1
...Please tell us what equipment needs to be updated or replaced.		1
answered question		13
skipped question		7

58. If you participated in planning efforts to improve any of the physical resources on campus in the past year, please let us know

	Response Percent	Response Count
I did not participate in planning efforts.	61.5%	8
I participated in planning efforts and met with others to discuss...	38.5%	5
...Please tell us what you discussed.		5
answered question		13
skipped question		7

59. Please indicate how strongly you agree or disagree with the following statements. Select N/A if you have not used the service.

	Strongly Agree	Agree	Neither Agree Nor Disagree	Disagree	Strongly Disagree	I Do Not Know	N/A	Rating Average
<i>Technology resources provided by the Information Technology Services (ITS) department are sufficient to <u>meet my needs</u>.</i>	7.1% (1)	14.3% (2)	7.1% (1)	7.1% (1)	7.1% (1)	0.0% (0)	57.1% (8)	2.83
<i>Services provided by the Information Technology Services (ITS) department are sufficient to meet my needs.</i>	7.1% (1)	14.3% (2)	7.1% (1)	7.1% (1)	7.1% (1)	0.0% (0)	57.1% (8)	2.83
	<i>answered question</i>							
	<i>skipped question</i>							

60. In the past year, how often have you...

	Never	1-5 times	6-10 times	11 or more times	Response Count
used a campus computer lab?	85.7% (12)	7.1% (1)	0.0% (0)	7.1% (1)	14
used the Learning Center or Library information technology resources?	71.4% (10)	21.4% (3)	0.0% (0)	7.1% (1)	14
	<i>answered question</i>				14
	<i>skipped question</i>				6

61. Please indicate how strongly you agree or disagree with the following statements.

	Strongly Agree	Agree	Neither Agree Nor Disagree	Disagree	Strongly Disagree	I Do Not Know	Rating Average	Response Count
Financial resources adequately support student learning outcomes/operational outcomes.	0.0% (0)	35.7% (5)	28.6% (4)	14.3% (2)	0.0% (0)	21.4% (3)	3.43	1
I understand how the budgeting process works at AVC.	28.6% (4)	21.4% (3)	7.1% (1)	14.3% (2)	0.0% (0)	28.6% (4)	3.21	1
I understand how planning and budget work together at AVC.	28.6% (4)	21.4% (3)	14.3% (2)	7.1% (1)	0.0% (0)	28.6% (4)	3.14	1
I have sufficient access to the college's annual budget information.	21.4% (3)	28.6% (4)	0.0% (0)	0.0% (0)	0.0% (0)	50.0% (7)	3.79	1
<i>answered question</i>								1
<i>skipped question</i>								




62. Please indicate how strongly you agree or disagree with the following statement.

	Strongly Agree	Agree	Neither Agree Nor Disagree	Disagree	Strongly Disagree	I Do Not Know	Rating Average	Response Count
The college clearly communicates information regarding the budget and planning process.	21.4% (3)	35.7% (5)	7.1% (1)	7.1% (1)	0.0% (0)	28.6% (4)	3.14	1
The college allows time for all constituents to provide input before planning and budget decisions are made.	14.3% (2)	42.9% (6)	0.0% (0)	0.0% (0)	0.0% (0)	42.9% (6)	3.57	1
Institutional spending and budget procedures are clearly connected to institutional goals.	21.4% (3)	42.9% (6)	7.1% (1)	0.0% (0)	0.0% (0)	28.6% (4)	3.00	1
The most recent and up-to-date news regarding changes in the budget that affect planning and allocation is easily accessible to me.	21.4% (3)	42.9% (6)	0.0% (0)	0.0% (0)	0.0% (0)	35.7% (5)	3.21	1
My input is valued regarding the planning and allocation of funds.	21.4% (3)	21.4% (3)	7.1% (1)	7.1% (1)	0.0% (0)	42.9% (6)	3.71	1
I am aware of the annual audit findings and resolutions of those findings.	23.1% (3)	23.1% (3)	23.1% (3)	0.0% (0)	0.0% (0)	30.8% (4)	3.23	1
							answered question	1
							skipped question	

63. How many OPPORTUNITIES (or requests) for input regarding budget and planning do you feel each of the following groups have before a decision is made?

	Ample opportunities (more than enough)	Adequate opportunities (enough)	Limited opportunities (less than enough)	No opportunity	I Do Not Know	Rating Average
Administrators	42.9% (6)	14.3% (2)	7.1% (1)	0.0% (0)	35.7% (5)	2.71
Adjunct faculty	21.4% (3)	21.4% (3)	14.3% (2)	0.0% (0)	42.9% (6)	3.21
Confidential Management	35.7% (5)	14.3% (2)	7.1% (1)	0.0% (0)	42.9% (6)	3.00
Classified Staff	35.7% (5)	14.3% (2)	7.1% (1)	0.0% (0)	42.9% (6)	3.00
Full-time faculty	35.7% (5)	21.4% (3)	0.0% (0)	0.0% (0)	42.9% (6)	2.93
Local Community	21.4% (3)	14.3% (2)	28.6% (4)	0.0% (0)	35.7% (5)	3.14
Students	21.4% (3)	21.4% (3)	21.4% (3)	0.0% (0)	35.7% (5)	3.07
<i>answered question</i>						
<i>skipped question</i>						

64. How often do you, or representatives from your group, PARTICIPATE in the budget and planning process on campus?

		Response Percent	Response Count
Never		42.9%	6
Limited participation (less than enough)		0.0%	0
Adequate participation (enough)		35.7%	5
Ample participation (more than enough)		21.4%	3
answered question			14
skipped question			6

65. Please indicate if you have read or reviewed portions of the following AVC documents within the last year.

	I read the document	I referenced portions	I could not find the document	I am not familiar with this document	I did not look for, or read, this document	Rating Average	Response Count
Educational Master Plan	28.6% (4)	28.6% (4)	0.0% (0)	7.1% (1)	35.7% (5)	2.93	
Facilities Plan	35.7% (5)	21.4% (3)	0.0% (0)	7.1% (1)	35.7% (5)	2.86	
Technology Plan	28.6% (4)	14.3% (2)	7.1% (1)	7.1% (1)	42.9% (6)	3.21	
Board Policy	28.6% (4)	21.4% (3)	0.0% (0)	7.1% (1)	42.9% (6)	3.14	
Faculty Code of Ethics	28.6% (4)	0.0% (0)	7.1% (1)	14.3% (2)	50.0% (7)	3.57	
College Catalog	50.0% (7)	28.6% (4)	0.0% (0)	0.0% (0)	21.4% (3)	2.14	
Computer Use Guidelines	28.6% (4)	7.1% (1)	0.0% (0)	7.1% (1)	57.1% (8)	3.57	
Enrollment Management Plan	28.6% (4)	7.1% (1)	7.1% (1)	7.1% (1)	50.0% (7)	3.43	
Finance Plan	35.7% (5)	0.0% (0)	0.0% (0)	14.3% (2)	50.0% (7)	3.43	
Matriculation Plan	14.3% (2)	14.3% (2)	14.3% (2)	7.1% (1)	50.0% (7)	3.64	
Basic Skills Plan	14.3% (2)	7.1% (1)	14.3% (2)	7.1% (1)	57.1% (8)	3.86	
Human Resources Plan	21.4% (3)	7.1% (1)	0.0% (0)	14.3% (2)	57.1% (8)	3.79	
Equal Employment Opportunity Policy	21.4% (3)	7.1% (1)	7.1% (1)	0.0% (0)	64.3% (9)	3.79	
AB 1725 on participatory governance	14.3% (2)	7.1% (1)	7.1% (1)	14.3% (2)	57.1% (8)	3.93	
Student Equity Plan	21.4% (3)	7.1% (1)	0.0% (0)	7.1% (1)	64.3% (9)	3.86	
Student code of conduct	21.4% (3)	14.3% (2)	7.1% (1)	0.0% (0)	57.1% (8)	3.57	
College budget	30.8% (4)	7.7% (1)	0.0% (0)	7.7% (1)	53.8% (7)	3.46	
					<i>answered question</i>		
					<i>skipped question</i>		

66. Where can you find the agenda/minutes for each of the following campus committees and councils? Please check all that apply to you.

	In my campus mailbox or e-mail	Posted in my work area	Online in myAVC groups	The college's public Web site	I looked but could not find	I have not looked	Response Count
Academic Policy & Procedures (AP&P)	0.0% (0)	0.0% (0)	0.0% (0)	25.0% (3)	0.0% (0)	75.0% (9)	12
Academic Senate	16.7% (2)	0.0% (0)	0.0% (0)	16.7% (2)	0.0% (0)	66.7% (8)	12
Associated Student Organization (ASO)	8.3% (1)	8.3% (1)	0.0% (0)	16.7% (2)	0.0% (0)	75.0% (9)	12
AVC Board of Trustees	23.1% (3)	0.0% (0)	7.7% (1)	23.1% (3)	0.0% (0)	53.8% (7)	13
College Coordinating Council (CCC)	8.3% (1)	0.0% (0)	16.7% (2)	16.7% (2)	0.0% (0)	66.7% (8)	12
Distance Education Committee (DEC)	0.0% (0)	0.0% (0)	8.3% (1)	25.0% (3)	0.0% (0)	75.0% (9)	12
Strategic Planning & Budget Council (SPBC)	8.3% (1)	0.0% (0)	25.0% (3)	16.7% (2)	0.0% (0)	66.7% (8)	12
Enrollment Management	8.3% (1)	0.0% (0)	16.7% (2)	16.7% (2)	8.3% (1)	58.3% (7)	12
Accreditation Steering Committee	0.0% (0)	0.0% (0)	8.3% (1)	25.0% (3)	0.0% (0)	75.0% (9)	12
Mutual Agreement Council	8.3% (1)	0.0% (0)	16.7% (2)	16.7% (2)	0.0% (0)	66.7% (8)	12
Division/department minutes	8.3% (1)	0.0% (0)	8.3% (1)	8.3% (1)	16.7% (2)	58.3% (7)	12
Student Learning Outcomes Committee (SLO)	0.0% (0)	0.0% (0)	0.0% (0)	25.0% (3)	0.0% (0)	75.0% (9)	12
Assessment Committee	0.0% (0)	0.0% (0)	8.3% (1)	16.7% (2)	16.7% (2)	66.7% (8)	12
Professional Development Committee	0.0% (0)	0.0% (0)	8.3% (1)	25.0% (3)	0.0% (0)	75.0% (9)	12
answered question							13
skipped question							7











67. Please respond to the following statements. (Please check all that apply) During the past year, which opportunities did you have related to participatory governance?

	A committee meeting	A task force or work group	Strategic Planning & Budget Council	A Board of Trustees meeting	Response Count
I was invited to attend	50.0% (3)	33.3% (2)	50.0% (3)	100.0% (6)	6
I was invited to participate or be present at	100.0% (3)	33.3% (1)	100.0% (3)	100.0% (3)	3
I attended voluntarily	50.0% (2)	25.0% (1)	75.0% (3)	75.0% (3)	4
I participated or presented at	100.0% (3)	33.3% (1)	100.0% (3)	66.7% (2)	3
I became a member or representative on	100.0% (3)	33.3% (1)	66.7% (2)	33.3% (1)	3
I chaired or co-chaired	50.0% (1)	50.0% (1)	100.0% (2)	100.0% (2)	2
I read e-mails, memos, or minutes from	62.5% (5)	62.5% (5)	62.5% (5)	87.5% (7)	8
				<i>answered question</i>	10
				<i>skipped question</i>	10

68. Please respond to the following statements. In general,

	Strongly Agree	Agree	Neither Agree Nor Disagree	Disagree	Strongly Disagree	I Do Not Know	Rating Average	Response Count
Institutional leaders create an environment for empowerment, innovation, and excellence.	25.0% (3)	50.0% (6)	8.3% (1)	0.0% (0)	0.0% (0)	16.7% (2)	2.50	1
The role of leadership and the institution's governance and decision-making processes are regularly evaluated to assure institutional integrity and effectiveness.	25.0% (3)	50.0% (6)	16.7% (2)	0.0% (0)	0.0% (0)	8.3% (1)	2.25	1
Institutional leaders incorporate a collegial process that sets values, goals and priorities.	25.0% (3)	50.0% (6)	8.3% (1)	8.3% (1)	0.0% (0)	8.3% (1)	2.33	1
Institutional leaders work and communicate effectively with the communities served by the college.	9.1% (1)	63.6% (7)	9.1% (1)	9.1% (1)	0.0% (0)	9.1% (1)	2.55	1
Institutional leaders provide fair (equitable) distribution of resources to support the effectiveness of the college.	9.1% (1)	63.6% (7)	0.0% (0)	18.2% (2)	0.0% (0)	9.1% (1)	2.64	1
Institutional leaders provide effective and efficient leadership to support the teaching/learning environment.	25.0% (3)	50.0% (6)	8.3% (1)	8.3% (1)	0.0% (0)	8.3% (1)	2.33	1
<i>answered question</i>								1
<i>skipped question</i>								

69. Where do you get information on important college issues? (Please check all that apply)

	Response Percent	Response Count
Open forums with the President 	16.7%	2
A vice president 	8.3%	1
A dean, director, or supervisor 	16.7%	2
A committee representative 	33.3%	4
A union representative 	8.3%	1
An Academic Senate representative 	16.7%	2
AVC e-mail updates 	91.7%	11
myAVC updates 	25.0%	3
External sources (e.g., A.V. Press) 	58.3%	7
Advisory Committee meetings 	25.0%	3
	<i>answered question</i>	12
	<i>skipped question</i>	8



70. Please respond to the following statements. (Please check all that apply)

	I am not able to attend.	I feel comfortable attending.	I feel comfortable voicing my opinion.	I do not feel comfortable voicing my opinion.	Response Count
Department Staff meetings	66.7% (6)	11.1% (1)	22.2% (2)	11.1% (1)	9
Division meetings	77.8% (7)	0.0% (0)	11.1% (1)	11.1% (1)	9
Staff meetings in other departments	77.8% (7)	0.0% (0)	22.2% (2)	0.0% (0)	9
Participatory governance Committee meetings (other than SPBC)	66.7% (6)	22.2% (2)	22.2% (2)	0.0% (0)	9
Strategic Planning and Budget Council (SPBC) meetings	66.7% (6)	22.2% (2)	22.2% (2)	0.0% (0)	9
Board of Trustee meetings	41.7% (5)	41.7% (5)	8.3% (1)	16.7% (2)	12
Advisory Committee meetings	66.7% (6)	22.2% (2)	11.1% (1)	0.0% (0)	9
				answered question	12
				skipped question	8



71. If you are not able to attend, or do not feel comfortable at any of the above open meetings, please tell us why.

	Response Count
	4
	answered question 4
	skipped question 16




72. What is your age group?

	Response Percent	Response Count
18 or younger	0.0%	0
19 - 24	0.0%	0
25 - 49 	50.0%	6
50 or older 	50.0%	6
I prefer not to answer	0.0%	0
answered question		12
skipped question		8

73. What is your gender?

	Response Percent	Response Count
Female 	66.7%	8
Male 	33.3%	4
I prefer not to answer	0.0%	0
answered question		12
skipped question		8

74. What is your race/ethnic identity? *Note: For the purposes of this study only, the term Hispanic/Latino refers to an individual who self-reports as a descendant of a Spanish-speaking heritage, and includes, but is not limited to, Mexican-Americans, Mexicans, Puerto Ricans, Cubans, and other Latin races.

	Response Percent	Response Count
African American/Black 	8.3%	1
Asian/Pacific Islander (not Filipino)	0.0%	0
Caucasian/White 	66.7%	8
Filipino	0.0%	0
Hispanic/Latino(a) 	25.0%	3
Native American	0.0%	0
I prefer not to answer	0.0%	0
Other (please specify)	0.0%	0
	<i>answered question</i>	12
	<i>skipped question</i>	8