














**1. Which of the following is NOT part of the Antelope Valley College mission?**

	Response Percent	Response Count
Higher educational standards 	6.7%	4
Student-centered learning 	5.0%	3
Innovative programs and services 	3.3%	2
Education that enriches lives and builds futures 	28.3%	17
<b>Professional team-driven environment</b> 	<b>55.0%</b>	<b>33</b>
Student success 	1.7%	1
<b><i>answered question</i></b>		<b>60</b>
<b><i>skipped question</i></b>		<b>9</b>

**2. If you looked today, where would you find the college mission statement? (Check all that apply)**

		Response Percent	Response Count
In the college catalog		75.0%	51
In the schedule of classes		35.3%	24
On the AVC Web site		73.5%	50
Online in myAVC		36.8%	25
I looked, but cannot find it.		4.4%	3
I have not looked for the mission statement.		16.2%	11
Other (please specify)		10.3%	7
<b><i>answered question</i></b>			<b>68</b>
<b><i>skipped question</i></b>			<b>1</b>

**3. Place a check under each topic that you have discussed AT LEAST THREE TIMES DURING THE 2008-2009 ACADEMIC YEAR with each of the following groups. (Check all that apply.)**

	The college mission	Institutional planning	Student learning outcomes	Response Count
Discussed with students	58.3% (14)	25.0% (6)	<b>66.7% (16)</b>	24
Discussed with friends/public	<b>60.0% (15)</b>	52.0% (13)	44.0% (11)	25
Discussed with colleagues/coworkers	66.0% (31)	61.7% (29)	<b>74.5% (35)</b>	47
Discussed with members of SPBC	37.5% (3)	<b>62.5% (5)</b>	<b>62.5% (5)</b>	8
Discussed with members of AP&P	<b>50.0% (3)</b>	16.7% (1)	<b>50.0% (3)</b>	6
Discussed with members of the Academic Senate	20.0% (1)	<b>60.0% (3)</b>	40.0% (2)	5
Discussed during division/department/staff meetings	63.5% (33)	71.2% (37)	<b>75.0% (39)</b>	52
			<b>answered question</b>	<b>61</b>
			<b>skipped question</b>	<b>8</b>

#### 4. In the past year, how many times have you participated in each of the following?

	None	1-5 times	6-10 times	11 or more times	Not applicable to my role	Response Count
Gathered research data to support institutional planning	<b>35.9% (23)</b>	31.3% (20)	3.1% (2)	9.4% (6)	20.3% (13)	64
Dialogued with other departments and observed how they carry out the campus mission	<b>47.7% (31)</b>	30.8% (20)	3.1% (2)	4.6% (3)	13.8% (9)	65
Participated in extracurricular campus activities (e.g., Black History Month, Cinco de Mayo, Women's Conference)	<b>47.7% (31)</b>	30.8% (20)	6.2% (4)	4.6% (3)	10.8% (7)	65
					<i>answered question</i>	<b>67</b>
					<i>skipped question</i>	<b>2</b>

#### 5. In the past year, how many times have you worked with others in your department on each of the following?

	None	1-5 times	6-10 times	11 or more times	Rating Average	Response Count
Revising a department goal	21.2% (14)	<b>53.0% (35)</b>	18.2% (12)	7.6% (5)	2.12	66
Developing a department/division student learning outcome	<b>45.2% (28)</b>	38.7% (24)	6.5% (4)	9.7% (6)	1.81	62
Developing a department/division operational outcome	37.5% (24)	<b>43.8% (28)</b>	7.8% (5)	10.9% (7)	1.92	64
					<i>answered question</i>	<b>68</b>
					<i>skipped question</i>	<b>1</b>

## 6. Please respond to the following statements:

	Strongly Agree	Agree	Neither Agree Nor Disagree	Disagree	Strongly Disagree	I Do Not Know	Rating Average	Response Count
The campus uses the mission statement in decision-making.	16.1% (10)	25.8% (16)	<b>30.6% (19)</b>	4.8% (3)	4.8% (3)	17.7% (11)	3.10	6
The campus maintains an ongoing dialogue about continuous improvement.	23.8% (15)	<b>42.9% (27)</b>	12.7% (8)	12.7% (8)	0.0% (0)	7.9% (5)	2.46	6
The campus maintains a collegial dialogue about campus Program review is effectively used in the decision-making process.	14.8% (9)	23.0% (14)	<b>29.5% (18)</b>	18.0% (11)	1.6% (1)	13.1% (8)	3.08	6
The campus states its goals clearly.	15.9% (10)	<b>42.9% (27)</b>	20.6% (13)	12.7% (8)	0.0% (0)	7.9% (5)	2.62	6
The campus states its Institutional Learning Outcomes in measurable terms.	11.5% (7)	24.6% (15)	<b>34.4% (21)</b>	6.6% (4)	3.3% (2)	19.7% (12)	3.25	6
<i>answered question</i>								6
<i>skipped question</i>								

## 7. Have you used data from AVC's Office of Institutional Research and Planning (OISP) to support/consider changes in program effectiveness at AVC? If so, please tell us the name of the program and what was considered as a result of the findings.

	Response Count
	8
<i>answered question</i>	8
<i>skipped question</i>	61

## 8. Are you a faculty member, either full-time or adjunct, at AVC?

	Response Percent	Response Count
Yes	0.0%	0
No	100.0%	64
<i>answered question</i>		<b>64</b>
<i>skipped question</i>		<b>5</b>

## 9. Please respond to the following statements:

	Always	Almost Always	Sometimes	Rarely	Never	I Do Not Know	Rating Average	Response Count
I am able to identify learning support needs of my students.	0.0% (0)	0.0% (0)	0.0% (0)	0.0% (0)	0.0% (0)	0.0% (0)	0.00	0
AVC provides services and programs that address the needs of my students.	0.0% (0)	0.0% (0)	0.0% (0)	0.0% (0)	0.0% (0)	0.0% (0)	0.00	0
Counseling services support student development and success.	0.0% (0)	0.0% (0)	0.0% (0)	0.0% (0)	0.0% (0)	0.0% (0)	0.00	0
Student support services use evaluations to identify the needs of students.	0.0% (0)	0.0% (0)	0.0% (0)	0.0% (0)	0.0% (0)	0.0% (0)	0.00	0
Library and other learning support services use evaluations to better understand the needs of students.	0.0% (0)	0.0% (0)	0.0% (0)	0.0% (0)	0.0% (0)	0.0% (0)	0.00	0
<i>answered question</i>								<b>0</b>
<i>skipped question</i>								<b>69</b>

## 10. Please respond to the following statements. Each semester...

	Always	Almost Always	Sometimes	Rarely	Never	Rating Average	Response Count
I develop my syllabus based on the course outline of record.	0.0% (0)	0.0% (0)	0.0% (0)	0.0% (0)	0.0% (0)	0.00	0
I identify student learning outcomes and assessments for my course or program.	0.0% (0)	0.0% (0)	0.0% (0)	0.0% (0)	0.0% (0)	0.00	0
I revise my methods of evaluation to measure achievement of student learning outcomes/measurable objectives.	0.0% (0)	0.0% (0)	0.0% (0)	0.0% (0)	0.0% (0)	0.00	0
I use AP&P procedures to develop or revise courses or programs.	0.0% (0)	0.0% (0)	0.0% (0)	0.0% (0)	0.0% (0)	0.00	0
I revise my methods of instruction to reflect the diverse needs and learning styles of my students.	0.0% (0)	0.0% (0)	0.0% (0)	0.0% (0)	0.0% (0)	0.00	0
<b><i>answered question</i></b>							<b>0</b>
<b><i>skipped question</i></b>							<b>69</b>

**11. Quality of instructional programs. Please indicate how strongly you agree or disagree with the following statements. Select N/A if you have not used the service.**

	Always	Almost Always	Sometimes	Rarely	Never	Rating Average	Response Count	
I use equipment from the IMC to enhance classroom instruction.	1.9% (1)	1.9% (1)	13.2% (7)	3.8% (2)	<b>79.2% (42)</b>	4.57	53	
I use media from the IMC for meetings, special events, training, etc.	5.8% (3)	5.8% (3)	9.6% (5)	17.3% (9)	<b>61.5% (32)</b>	4.23	52	
I hold or attend a class or training in one of the multimedia classrooms in the IMC.	1.9% (1)	0.0% (0)	7.5% (4)	11.3% (6)	<b>79.2% (42)</b>	4.66	53	
I suggest multimedia titles to be purchased for the multimedia classrooms in the IMC.	1.9% (1)	0.0% (0)	3.8% (2)	5.7% (3)	<b>88.7% (47)</b>	4.79	53	
IMC services are sufficient to meet my needs.	20.8% (10)	25.0% (12)	8.3% (4)	2.1% (1)	<b>43.8% (21)</b>	3.23	48	
If IMC services are not sufficient to met your needs, please specify the deficiency.								3
							<b>answered question</b>	<b>55</b>
							<b>skipped question</b>	<b>14</b>



**12. Ongoing Instruction. Please indicate how strongly you agree or disagree the following statements. Select N/A if you have not used the service.**

	Strongly Agree	Agree	Neither Agree Nor Disagree	Disagree	Strongly Disagree	I Do Not Know	I Do Not Attend IMC Training	Rating Average
Training from the IMC staff on the use of multimedia equipment is sufficient.	8.9% (5)	14.3% (8)	5.4% (3)	1.8% (1)	0.0% (0)	16.1% (9)	<b>53.6% (30)</b>	3.38
Training from IMC staff on podcasting is sufficient.	3.6% (2)	10.7% (6)	5.4% (3)	0.0% (0)	0.0% (0)	25.0% (14)	<b>55.4% (31)</b>	4.28
	<i>answered question</i>							
	<i>skipped question</i>							

**13. Adequate access and IMC evaluation. Please indicate how strongly you agree or disagree with the following statements. Select N/A if you have not used the service.**

	Strongly Agree	Agree	Neither Agree Nor Disagree	Disagree	Strongly Disagree	I Do Not Know	N/A	Rating Average
The IMC hours of operation are adequate for my needs.	10.3% (6)	15.5% (9)	8.6% (5)	1.7% (1)	0.0% (0)	8.6% (5)	<b>55.2% (32)</b>	2.81
Equipment and multimedia from the IMC are adequate at the South Valley site.	1.7% (1)	5.2% (3)	6.9% (4)	1.7% (1)	3.4% (2)	24.1% (14)	<b>56.9% (33)</b>	4.68
	<i>answered question</i>							
	<i>skipped question</i>							

**14. Please indicate how often you use the following for work or instruction:**

	Always	Almost Always	Sometimes	Rarely	Never	Rating Average	Response Count
I use the IMC Web site	0.0% (0)	1.7% (1)	6.9% (4)	10.3% (6)	<b>81.0% (47)</b>	4.71	58
I use the IMC podcasting site	3.4% (2)	0.0% (0)	0.0% (0)	6.9% (4)	<b>89.7% (52)</b>	4.79	58
<i>answered question</i>							<b>58</b>
<i>skipped question</i>							<b>11</b>

**15. Within the last year, have you participated in some form of evaluation for the following areas?**

	Yes	No	I Do Not Remember	Response Count
Instructional Media Services (IMC)	3.4% (2)	<b>84.7% (50)</b>	11.9% (7)	59
Learning Center (LC)	13.6% (8)	<b>74.6% (44)</b>	11.9% (7)	59
Library Services	8.3% (5)	<b>78.3% (47)</b>	13.3% (8)	60
Information Technology Services (ITS)	40.7% (24)	<b>50.8% (30)</b>	8.5% (5)	59
<i>answered question</i>				<b>60</b>
<i>skipped question</i>				<b>9</b>


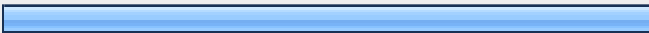
**16. Quality of instructional programs. Please indicate how strongly you agree or disagree with the following statement.**

	Strongly Agree	Agree	Neither Agree Nor Disagree	Disagree	Strongly Disagree	I Do Not Use The Tutoring Services	Rating Average	Response Count
The learning center's tutoring options are comprehensive.	8.6% (5)	19.0% (11)	12.1% (7)	0.0% (0)	0.0% (0)	<b>60.3% (35)</b>	2.09	
	<i>answered question</i>							
	<i>skipped question</i>							

**17. Quality of instructional programs. Please respond to the following statements.**

	Yes	No	Response Count
I have referred students to tutoring.	<b>66.7% (38)</b>	33.3% (19)	57
I have referred a student to be a tutor.	33.9% (19)	<b>66.1% (37)</b>	56
I have used the Learning Center's Web site.	17.9% (10)	<b>82.1% (46)</b>	56
Faculty from the Learning Center have conducted a workshop for my students.	11.8% (6)	<b>88.2% (45)</b>	51
	<i>answered question</i>		<b>57</b>
	<i>skipped question</i>		<b>12</b>



### 18. Have you used the *Learning Center* at the Palmdale site?

	Response Percent	Response Count
Yes 	1.7%	1
No 	98.3%	57
<i>answered question</i>		58
<i>skipped question</i>		11

### 19. Adequate access, maintenance, and security. Please indicate how strongly you agree or disagree with the following statements regarding the Learning Center at the Palmdale site.

	Strongly Agree	Agree	Neither Agree Nor Disagree	Disagree	Strongly Disagree	Rating Average	Response Count
The Learning Center hours are adequate to meet my needs.	100.0% (1)	0.0% (0)	0.0% (0)	0.0% (0)	0.0% (0)	1.00	1
The Learning Center facilities meet my needs.	0.0% (0)	0.0% (0)	100.0% (1)	0.0% (0)	0.0% (0)	3.00	1
I would like more online services for the Learning Center.	100.0% (1)	0.0% (0)	0.0% (0)	0.0% (0)	0.0% (0)	1.00	1
<i>answered question</i>							1
<i>skipped question</i>							68

### 20. Have you used the *Learning Center* on the Lancaster campus?

	Response Percent	Response Count
Yes 	39.7%	23
No 	60.3%	35
<i>answered question</i>		58
<i>skipped question</i>		11

**21. Adequate access, maintenance, and security. Please indicate how strongly you agree or disagree with the following statements regarding the Learning Center on the Lancaster campus.**

	Strongly Agree	Agree	Neither Agree Nor Disagree	Disagree	Strongly Disagree	Rating Average	Response Count
The Learning Center hours are adequate to meet my needs.	29.2% (7)	<b>37.5% (9)</b>	33.3% (8)	0.0% (0)	0.0% (0)	2.04	24
The Learning Center facilities meet my needs.	21.7% (5)	<b>43.5% (10)</b>	34.8% (8)	0.0% (0)	0.0% (0)	2.13	23
I would like more online services for the Learning Center.	18.2% (4)	13.6% (3)	<b>68.2% (15)</b>	0.0% (0)	0.0% (0)	2.50	22
<i>answered question</i>							<b>24</b>
<i>skipped question</i>							<b>45</b>

**22. Quality of instructional programs. Please indicate how strongly you agree or disagree with the following statements. Select N/A if you have not used the service.**

	Strongly Agree	Agree	Neither Agree Nor Disagree	Disagree	Strongly Disagree	I Do Not Know	Rating Average	Response Count
The Library book collection is up to date.	1.8% (1)	1.8% (1)	16.4% (9)	10.9% (6)	7.3% (4)	<b>61.8% (34)</b>	5.05	5
<i>answered question</i>							<b>5</b>	
<i>skipped question</i>							<b>1</b>	

### 23. Please respond to the following statements.

	Yes	No	N/A	Response Count
I have used the Library web site.	37.5% (21)	16.1% (9)	46.4% (26)	56
As an instructor, I have contacted a librarian to recommend Library materials in my discipline.	0.0% (0)	3.5% (2)	96.5% (55)	57
I have participated in weeding titles in my discipline from Library shelves.	0.0% (0)	7.0% (4)	93.0% (53)	57
A faculty librarian has presented a research methods workshop for my students.	0.0% (0)	7.0% (4)	93.0% (53)	57
<i>answered question</i>				57
<i>skipped question</i>				12

### 24. Have you used Library services at the Palmdale site?

	Response Percent	Response Count
Yes	0.0%	0
No	100.0%	57
<i>answered question</i>		57
<i>skipped question</i>		12

**25. Adequate access. Please indicate how strongly you agree or disagree with the following statements. Select N/A if you have not used the service.**

	Yes	No	No Opinion	Response Count
Library <b>services</b> are adequate for my needs.	0.0% (0)	0.0% (0)	0.0% (0)	0
Library <b>facilities</b> are adequate for my needs.	0.0% (0)	0.0% (0)	0.0% (0)	0
I feel comfortable and/or secure when I visit or use the Library.	0.0% (0)	0.0% (0)	0.0% (0)	0
I would like free wireless Internet service in the Library.	0.0% (0)	0.0% (0)	0.0% (0)	0
<b>answered question</b>				<b>0</b>
<b>skipped question</b>				<b>69</b>

**26. I would like the library hours to include...(please select all that apply)**

	Response Percent	Response Count
Earlier than 7:30AM	0.0%	0
Later than 8PM	0.0%	0
More Saturday hours	0.0%	0
Sunday hours	0.0%	0
No change in hours needed	0.0%	0
I do not use the Library.	0.0%	0
Other (please specify)		0
<b>answered question</b>		<b>0</b>
<b>skipped question</b>		<b>69</b>

### 27. I come to the Library to...(please select all that apply)



	Response Percent	Response Count
Do research	0.0%	0
Make photocopies	0.0%	0
Return borrowed materials	0.0%	0
Use reserve materials	0.0%	0
Use the Internet	0.0%	0
Use group study rooms	0.0%	0
I do not use the Library.	0.0%	0
Other (please specify)		0
<b>answered question</b>		<b>0</b>
<b>skipped question</b>		<b>69</b>

### 28. I use the Library in the...

	Response Percent	Response Count
Morning	0.0%	0
Afternoon	0.0%	0
Evening	0.0%	0
I do not use the Library.	0.0%	0
<b>answered question</b>		<b>0</b>
<b>skipped question</b>		<b>69</b>









### 29. Have you used Library services at the Lancaster campus?

		Response Percent	Response Count
Yes		58.9%	33
No		41.1%	23
<i>answered question</i>			<b>56</b>
<i>skipped question</i>			<b>13</b>








### 30. Adequate access. Please indicate how strongly you agree or disagree with the following statements. Select N/A if you have not used the service.

	Yes	No	No Opinion	Response Count
Library <b>services</b> are adequate for my needs.	<b>63.6% (21)</b>	15.2% (5)	21.2% (7)	33
Library <b>facilities</b> are adequate for my needs.	<b>66.7% (22)</b>	9.1% (3)	24.2% (8)	33
I feel comfortable and/or secure when I visit or use the Library.	<b>78.8% (26)</b>	6.1% (2)	15.2% (5)	33
I would like free wireless Internet service in the Library.	<b>72.7% (24)</b>	0.0% (0)	27.3% (9)	33
<i>answered question</i>				<b>33</b>
<i>skipped question</i>				<b>36</b>


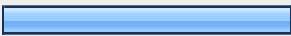


### 31. I would like the library hours to include...(please select all that apply)

	Response Percent	Response Count
Earlier than 7:30AM 	12.5%	4
Later than 8PM 	21.9%	7
More Saturday hours 	34.4%	11
Sunday hours 	3.1%	1
<b>No change in hours needed</b> 	<b>40.6%</b>	<b>13</b>
I do not use the Library. 	15.6%	5
Other (please specify)		1
<b>answered question</b>		<b>32</b>
<b>skipped question</b>		<b>37</b>

### 32. I come to the Library to...(please select all that apply)

	Response Percent	Response Count
<b>Do research</b> 	<b>48.3%</b>	<b>14</b>
Make photocopies 	17.2%	5
Return borrowed materials 	41.4%	12
Use reserve materials 	20.7%	6
Use the Internet 	6.9%	2
Use group study rooms 	27.6%	8
I do not use the Library. 	27.6%	8
Other (please specify)		3
<b>answered question</b>		<b>29</b>
<b>skipped question</b>		<b>40</b>

### 33. I use the Library in the...

		Response Percent	Response Count
Morning		33.3%	10
<b>Afternoon</b>		<b>43.3%</b>	<b>13</b>
Evening		30.0%	9
I do not use the Library.		23.3%	7
<i>answered question</i>			<b>30</b>
<i>skipped question</i>			<b>39</b>

### 34. In the past year, have you ...

	Yes	No	Rating Average	Response Count
Served on a hiring committee?	<b>58.5% (31)</b>	41.5% (22)	1.42	53
Received training on selection criteria, recruitment and minimum qualifications for open positions?	45.3% (24)	<b>54.7% (29)</b>	1.55	53
Received training in Equal Employment Opportunity guidelines?	41.5% (22)	<b>58.5% (31)</b>	1.58	53
Received training in your job responsibilities (such as staff training or professional development)?	48.1% (25)	<b>51.9% (27)</b>	1.52	52
<i>answered question</i>				<b>53</b>
<i>skipped question</i>				<b>16</b>

### 35. Please respond to the following statements. In your opinion...



	Strongly Agree	Agree	Neither Agree Nor Disagree	Disagree	Strongly Disagree	I Do Not Know	Rating Average	Response Count
The college is proactive and consistent in supporting equal employment opportunities.	<b>32.1%</b> <b>(17)</b>	<b>32.1%</b> <b>(17)</b>	20.8% (11)	5.7% (3)	0.0% (0)	9.4% (5)	2.38	5
Personnel policies and procedures are fairly and consistently applied.	15.1% (8)	<b>32.1%</b> <b>(17)</b>	17.0% (9)	18.9% (10)	3.8% (2)	13.2% (7)	3.04	5
The college uses clear criteria for selecting applicants to interview for open positions.	15.4% (8)	<b>38.5%</b> <b>(20)</b>	9.6% (5)	17.3% (9)	5.8% (3)	13.5% (7)	3.00	5
The information in my personnel record is accurate and complete.	15.1% (8)	35.8% (19)	5.7% (3)	0.0% (0)	1.9% (1)	<b>41.5%</b> <b>(22)</b>	3.62	5
The college uses evaluations to encourage and improve employee performance.	9.4% (5)	<b>47.2%</b> <b>(25)</b>	24.5% (13)	7.5% (4)	7.5% (4)	3.8% (2)	2.68	5
The college promotes sensitivity to, and understanding of, the diverse academic, socioeconomic, cultural, disability, and ethnic backgrounds of its employees.	22.6% (12)	<b>41.5%</b> <b>(22)</b>	18.9% (10)	9.4% (5)	1.9% (1)	5.7% (3)	2.43	5
The college provides adequate opportunities for training to support faculty and staff in performing their jobs.	5.7% (3)	<b>32.1%</b> <b>(17)</b>	24.5% (13)	24.5% (13)	11.3% (6)	1.9% (1)	3.09	5
Human Resources is sensitive to, and maintains, the confidentiality of personnel records and information.	20.8% (11)	<b>24.5%</b> <b>(13)</b>	17.0% (9)	13.2% (7)	3.8% (2)	20.8% (11)	3.17	5
The job duties in my job description reflect the duties I perform.	9.4% (5)	<b>43.4%</b> <b>(23)</b>	7.5% (4)	26.4% (14)	13.2% (7)	0.0% (0)	2.91	5
The college hires highly qualified employees.	11.5% (6)	28.8% (15)	<b>34.6%</b> <b>(18)</b>	17.3% (9)	5.8% (3)	1.9% (1)	2.83	5
There is an adequate number of personnel to support the college programs and services.	3.8% (2)	15.1% (8)	17.0% (9)	<b>34.0%</b> <b>(18)</b>	26.4% (14)	3.8% (2)	3.75	5
The organizational structure of								

AVC's personnel adequately supports the college's programs and services.	3.8% (2)	15.1% (8)	<b>30.2% (16)</b>	24.5% (13)	15.1% (8)	11.3% (6)	3.66	5
	<i>answered question</i>							5
	<i>skipped question</i>							1

### 36. Where can you find written documentation for each of the following?

	Procedures on how to file a grievance	Procedures on how to file a complaint	Written Code of Professional Ethics	Information on Personnel Policies and Procedures	Response Count
In the college catalog	47.1% (8)	<b>94.1% (16)</b>	58.8% (10)	35.3% (6)	17
In the schedule of classes	45.5% (5)	<b>54.5% (6)</b>	<b>54.5% (6)</b>	18.2% (2)	11
In the Student Code of Conduct pamphlet	57.1% (8)	<b>85.7% (12)</b>	57.1% (8)	21.4% (3)	14
Online via the AVC Web or Intranet	59.1% (13)	59.1% (13)	54.5% (12)	<b>86.4% (19)</b>	22
In the union contracts	<b>100.0% (32)</b>	62.5% (20)	18.8% (6)	40.6% (13)	32
Posted in my work area	0.0% (0)	0.0% (0)	0.0% (0)	0.0% (0)	0
In the student/employee/faculty handbook	64.7% (11)	<b>76.5% (13)</b>	58.8% (10)	58.8% (10)	17
In various internal documents	<b>61.1% (11)</b>	33.3% (6)	44.4% (8)	<b>61.1% (11)</b>	18
I looked, but could not find.	50.0% (1)	<b>100.0% (2)</b>	50.0% (1)	50.0% (1)	2
I have not looked.	67.7% (21)	77.4% (24)	<b>83.9% (26)</b>	61.3% (19)	31
	<i>answered question</i>				<b>53</b>
	<i>skipped question</i>				<b>16</b>

**37. Do you attend classes, teach classes, or work at the Lancaster campus?**

	Response Percent	Response Count
Yes 	88.7%	47
No 	11.3%	6
<i>answered question</i>		<b>53</b>
<i>skipped question</i>		<b>16</b>

**38. In the past year, how often have you had problems accessing the following areas, buildings, or classrooms?**

	Never	1-5 times	6-10 times	11 or more times	I Do Not Use This Facility	Rating Average	Response Count
Athletic Courts/Fields	31.9% (15)	0.0% (0)	2.1% (1)	0.0% (0)	<b>66.0% (31)</b>	3.68	47
Bookstore	<b>73.9% (34)</b>	19.6% (9)	2.2% (1)	0.0% (0)	4.3% (2)	1.41	46
Cafeteria	<b>72.3% (34)</b>	10.6% (5)	4.3% (2)	6.4% (3)	6.4% (3)	1.64	47
Classrooms	<b>46.7% (21)</b>	6.7% (3)	2.2% (1)	2.2% (1)	42.2% (19)	2.87	45
Computer Labs	<b>47.8% (22)</b>	0.0% (0)	4.3% (2)	0.0% (0)	<b>47.8% (22)</b>	3.00	46
Faculty Offices	<b>52.2% (24)</b>	2.2% (1)	0.0% (0)	0.0% (0)	45.7% (21)	2.85	46
Gym & Pool	31.9% (15)	0.0% (0)	2.1% (1)	0.0% (0)	<b>66.0% (31)</b>	3.68	47
Library	<b>66.0% (31)</b>	0.0% (0)	6.4% (3)	0.0% (0)	27.7% (13)	2.23	47
Learning Center	<b>59.6% (28)</b>	0.0% (0)	2.1% (1)	0.0% (0)	38.3% (18)	2.57	47
Student Services	<b>72.3% (34)</b>	0.0% (0)	2.1% (1)	4.3% (2)	21.3% (10)	2.02	47
Work Areas	<b>68.1% (32)</b>	6.4% (3)	2.1% (1)	6.4% (3)	17.0% (8)	1.98	47
					Other (please specify)		2
					<b>answered question</b>		<b>47</b>
					<b>skipped question</b>		<b>22</b>

**39. For areas that you had difficulty accessing, please check all the reasons that apply.**

	No access for the disabled	No keys to the building	No keys to the room	Hours of operation	N/A	Response Count
Athletic Courts/Fields	0.0% (0)	0.0% (0)	0.0% (0)	0.0% (0)	<b>100.0% (28)</b>	28
Bookstore	0.0% (0)	3.1% (1)	3.1% (1)	25.0% (8)	<b>71.9% (23)</b>	32
Cafeteria	0.0% (0)	0.0% (0)	0.0% (0)	20.7% (6)	<b>79.3% (23)</b>	29
Classrooms	0.0% (0)	3.3% (1)	10.0% (3)	0.0% (0)	<b>90.0% (27)</b>	30
Computer Labs	0.0% (0)	0.0% (0)	0.0% (0)	0.0% (0)	<b>100.0% (26)</b>	26
Faculty Offices	0.0% (0)	0.0% (0)	0.0% (0)	0.0% (0)	<b>100.0% (26)</b>	26
Gym & Pool	0.0% (0)	0.0% (0)	0.0% (0)	0.0% (0)	<b>100.0% (26)</b>	26
Library	0.0% (0)	0.0% (0)	0.0% (0)	15.4% (4)	<b>84.6% (22)</b>	26
Learning Center	0.0% (0)	0.0% (0)	0.0% (0)	3.8% (1)	<b>96.2% (25)</b>	26
Student Services	0.0% (0)	0.0% (0)	0.0% (0)	3.8% (1)	<b>96.2% (25)</b>	26
Work Areas	0.0% (0)	0.0% (0)	3.7% (1)	0.0% (0)	<b>96.3% (26)</b>	27
				Other (please specify)		6
<b>answered question</b>						<b>36</b>
<b>skipped question</b>						<b>33</b>



**40. How adequate are the following areas, buildings, or classrooms? (For the following question, adequate means *meets or exceeds your needs.*)**

	Completely Adequate	Somewhat Adequate	Neither Adequate Nor Inadequate	Somewhat Inadequate	Completely Inadequate	N/A	Rating Average
Athletic Courts/Fields	9.1% (4)	9.1% (4)	4.5% (2)	2.3% (1)	2.3% (1)	<b>72.7% (32)</b>	2
Bookstore	28.9% (13)	<b>37.8% (17)</b>	11.1% (5)	11.1% (5)	0.0% (0)	11.1% (5)	2
Cafeteria	<b>33.3% (15)</b>	28.9% (13)	8.9% (4)	11.1% (5)	4.4% (2)	13.3% (6)	2
Classrooms	20.0% (9)	8.9% (4)	11.1% (5)	13.3% (6)	0.0% (0)	<b>46.7% (21)</b>	2
Computer Labs	17.8% (8)	8.9% (4)	11.1% (5)	6.7% (3)	2.2% (1)	<b>53.3% (24)</b>	2
Faculty Offices	20.0% (9)	6.7% (3)	15.6% (7)	6.7% (3)	0.0% (0)	<b>51.1% (23)</b>	2
Gym & Pool	8.9% (4)	2.2% (1)	6.7% (3)	2.2% (1)	0.0% (0)	<b>80.0% (36)</b>	2
Library	28.9% (13)	6.7% (3)	8.9% (4)	6.7% (3)	0.0% (0)	<b>48.9% (22)</b>	1
Learning Center	22.7% (10)	11.4% (5)	6.8% (3)	2.3% (1)	0.0% (0)	<b>56.8% (25)</b>	1
Student Services	26.7% (12)	15.6% (7)	6.7% (3)	13.3% (6)	2.2% (1)	<b>35.6% (16)</b>	2
Work Areas	<b>26.7% (12)</b>	15.6% (7)	13.3% (6)	17.8% (8)	2.2% (1)	24.4% (11)	2
Other (please specify):							
<b>answered question</b>							
<b>skipped question</b>							

**41. Please indicate how strongly you agree or disagree with the following statements. Select N/A if you have not used the service.**

	Strongly Agree	Agree	Neither Agree Nor Disagree	Disagree	Strongly Disagree	I Do Not Know	N/A	Rating Average
I feel safe when I am on campus.	8.5% (4)	<b>59.6% (28)</b>	17.0% (8)	12.8% (6)	2.1% (1)	0.0% (0)	0.0% (0)	2.40
The lighting on campus is adequate.	6.4% (3)	27.7% (13)	21.3% (10)	<b>31.9% (15)</b>	8.5% (4)	4.3% (2)	0.0% (0)	3.21
The exterior campus looks attractive and inviting.	8.5% (4)	<b>42.6% (20)</b>	25.5% (12)	17.0% (8)	6.4% (3)	0.0% (0)	0.0% (0)	2.70
The interior campus (i.e. classrooms, labs, and office areas) are well maintained.	0.0% (0)	<b>40.4% (19)</b>	19.1% (9)	25.5% (12)	8.5% (4)	2.1% (1)	4.3% (2)	3.09
The classroom facilities (i.e. desks, tables, chairs, whiteboards) are adequate.	2.1% (1)	23.4% (11)	14.9% (7)	<b>27.7% (13)</b>	8.5% (4)	4.3% (2)	19.1% (9)	3.37
							<i>answered question</i>	
							<i>skipped question</i>	


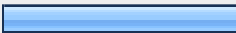
**42. In the past month, how many times have you observed the presence of security officers on campus?**

	Never	1-5 times	6-10 times	11 or more times	Not sure	N/A	Response Count	
Lancaster Campus	0.0% (0)	8.5% (4)	17.0% (8)	<b>72.3% (34)</b>	2.1% (1)	0.0% (0)	47	
							<i>answered question</i>	47
							<i>skipped question</i>	22


**43. If you felt unsafe on campus within the past year, please describe when and where you felt unsafe and what you suggest can be done about it.**

	Response Count
	14
<i>answered question</i>	14
<i>skipped question</i>	55

**44. Have you observed areas that are a health or safety hazard?**

	Response Percent	Response Count
No 	64.4%	29
Yes 	35.6%	16
If yes, please tell us about it.		14
<i>answered question</i>		45
<i>skipped question</i>		24

**45. Do you attend classes, teach classes, or work at the Palmdale Site?**

	Response Percent	Response Count
Yes	0.0%	0
No 	100.0%	53
<i>answered question</i>		53
<i>skipped question</i>		16

**46. In the past year, how often have you had problems accessing the following areas, buildings, or classrooms?**

	Never	1-5 times	6-10 times	11 or more times	I Do Not Use This Facility	Rating Average	Response Count	
Bookstore	0.0% (0)	0.0% (0)	0.0% (0)	0.0% (0)	0.0% (0)	0.00	0	
Cafeteria	0.0% (0)	0.0% (0)	0.0% (0)	0.0% (0)	0.0% (0)	0.00	0	
Classrooms	0.0% (0)	0.0% (0)	0.0% (0)	0.0% (0)	0.0% (0)	0.00	0	
Computer Labs	0.0% (0)	0.0% (0)	0.0% (0)	0.0% (0)	0.0% (0)	0.00	0	
Faculty Offices	0.0% (0)	0.0% (0)	0.0% (0)	0.0% (0)	0.0% (0)	0.00	0	
Library	0.0% (0)	0.0% (0)	0.0% (0)	0.0% (0)	0.0% (0)	0.00	0	
Learning Center	0.0% (0)	0.0% (0)	0.0% (0)	0.0% (0)	0.0% (0)	0.00	0	
Student Services	0.0% (0)	0.0% (0)	0.0% (0)	0.0% (0)	0.0% (0)	0.00	0	
Work Areas	0.0% (0)	0.0% (0)	0.0% (0)	0.0% (0)	0.0% (0)	0.00	0	
					Other (please specify)		0	
							<b><i>answered question</i></b>	<b>0</b>
							<b><i>skipped question</i></b>	<b>69</b>

**47. For areas that you had difficulty accessing, please check all the reasons that apply.**

	No access for the disabled	No keys to the building	No keys to the room	Hours of operation	N/A	Response Count
Bookstore	0.0% (0)	0.0% (0)	0.0% (0)	0.0% (0)	0.0% (0)	0
Cafeteria	0.0% (0)	0.0% (0)	0.0% (0)	0.0% (0)	0.0% (0)	0
Classrooms	0.0% (0)	0.0% (0)	0.0% (0)	0.0% (0)	0.0% (0)	0
Computer Labs	0.0% (0)	0.0% (0)	0.0% (0)	0.0% (0)	0.0% (0)	0
Faculty Offices	0.0% (0)	0.0% (0)	0.0% (0)	0.0% (0)	0.0% (0)	0
Library	0.0% (0)	0.0% (0)	0.0% (0)	0.0% (0)	0.0% (0)	0
Learning Center	0.0% (0)	0.0% (0)	0.0% (0)	0.0% (0)	0.0% (0)	0
Student Services	0.0% (0)	0.0% (0)	0.0% (0)	0.0% (0)	0.0% (0)	0
Work Areas	0.0% (0)	0.0% (0)	0.0% (0)	0.0% (0)	0.0% (0)	0
				Other (please specify)		0
<b><i>answered question</i></b>						<b>0</b>
<b><i>skipped question</i></b>						<b>69</b>

**48. How adequate are the following areas, buildings, or classrooms? (For the following question, adequate means *meets or exceeds your needs.*)**

	Completely Adequate	Somewhat Adequate	Neither Adequate Nor Inadequate	Somewhat Inadequate	Completely Inadequate	N/A	Rating Average
Bookstore	0.0% (0)	0.0% (0)	0.0% (0)	0.0% (0)	0.0% (0)	0.0% (0)	0.0
Cafeteria	0.0% (0)	0.0% (0)	0.0% (0)	0.0% (0)	0.0% (0)	0.0% (0)	0.0
Classrooms	0.0% (0)	0.0% (0)	0.0% (0)	0.0% (0)	0.0% (0)	0.0% (0)	0.0
Computer Labs	0.0% (0)	0.0% (0)	0.0% (0)	0.0% (0)	0.0% (0)	0.0% (0)	0.0
Faculty Offices	0.0% (0)	0.0% (0)	0.0% (0)	0.0% (0)	0.0% (0)	0.0% (0)	0.0
Library	0.0% (0)	0.0% (0)	0.0% (0)	0.0% (0)	0.0% (0)	0.0% (0)	0.0
Learning Center	0.0% (0)	0.0% (0)	0.0% (0)	0.0% (0)	0.0% (0)	0.0% (0)	0.0
Student Services	0.0% (0)	0.0% (0)	0.0% (0)	0.0% (0)	0.0% (0)	0.0% (0)	0.0
Work Areas	0.0% (0)	0.0% (0)	0.0% (0)	0.0% (0)	0.0% (0)	0.0% (0)	0.0
Other (please specify)							
<b>answered question</b>							
<b>skipped question</b>							

**49. Please indicate how strongly you agree or disagree with the following statements. Select N/A if you have not used the service.**

	Strongly Agree	Agree	Neither Agree Nor Disagree	Disagree	Strongly Disagree	I Do Not Know	N/A	Rating Average	R
I feel safe when I am at the Palmdale site.	0.0% (0)	0.0% (0)	0.0% (0)	0.0% (0)	0.0% (0)	0.0% (0)	0.0% (0)	0.00	
The lighting at the Palmdale site is adequate.	0.0% (0)	0.0% (0)	0.0% (0)	0.0% (0)	0.0% (0)	0.0% (0)	0.0% (0)	0.00	
The exterior site looks attractive and inviting.	0.0% (0)	0.0% (0)	0.0% (0)	0.0% (0)	0.0% (0)	0.0% (0)	0.0% (0)	0.00	
The interior site (i.e. classrooms, labs, and office areas) are well maintained.	0.0% (0)	0.0% (0)	0.0% (0)	0.0% (0)	0.0% (0)	0.0% (0)	0.0% (0)	0.00	
The classroom facilities (i.e. desks, tables, chairs, whiteboards) are adequate.	0.0% (0)	0.0% (0)	0.0% (0)	0.0% (0)	0.0% (0)	0.0% (0)	0.0% (0)	0.00	
	<i>answered question</i>								
	<i>skipped question</i>								

**50. In the past month, how many times have you observed the presence of security officers on campus?**

	Never	1-5 times	6-10 times	11 or more times	Not sure	N/A	Response Count
Palmdale Site	0.0% (0)	0.0% (0)	0.0% (0)	0.0% (0)	0.0% (0)	0.0% (0)	0
	<i>answered question</i>						0
	<i>skipped question</i>						69


**51. If you felt unsafe on campus within the past year, please describe when and where you felt unsafe and what you suggest can be done about it.**

	Response Count
	0
<i>answered question</i>	0
<i>skipped question</i>	69

**52. Have you observed areas that are a health or safety hazard?**

	Response Percent	Response Count
No	0.0%	0
Yes	0.0%	0
If yes, please tell us about it.		0
<i>answered question</i>		0
<i>skipped question</i>		69

**53. Do you attend classes, teach classes, or work at Fox Field?**

	Response Percent	Response Count
Yes	0.0%	0
No 	100.0%	53
<i>answered question</i>		53
<i>skipped question</i>		16



**54. In the past year, how often have you had problems accessing the following areas, buildings, or classrooms?**

	Never	1-5 times	6-10 times	11 or more times	I Do Not Use This Facility	Rating Average	Response Count	
Classrooms	0.0% (0)	0.0% (0)	0.0% (0)	0.0% (0)	0.0% (0)	0.00	0	
Faculty Offices	0.0% (0)	0.0% (0)	0.0% (0)	0.0% (0)	0.0% (0)	0.00	0	
Work Areas	0.0% (0)	0.0% (0)	0.0% (0)	0.0% (0)	0.0% (0)	0.00	0	
					Other (please specify)		0	
							<b>answered question</b>	<b>0</b>
							<b>skipped question</b>	<b>69</b>

**55. For areas that you had difficulty accessing, please check all the reasons that apply.**

	No access for the disabled	No keys to the building	No keys to the room	Hours of operation	N/A	Response Count	
Classrooms	0.0% (0)	0.0% (0)	0.0% (0)	0.0% (0)	0.0% (0)	0	
Faculty Offices	0.0% (0)	0.0% (0)	0.0% (0)	0.0% (0)	0.0% (0)	0	
Work Areas	0.0% (0)	0.0% (0)	0.0% (0)	0.0% (0)	0.0% (0)	0	
					Other (please specify)	0	
						<b>answered question</b>	<b>0</b>
						<b>skipped question</b>	<b>69</b>

**56. How adequate are the following areas, buildings, or classrooms? (For the following question, adequate means *meets or exceeds your needs.*)**

	Completely Adequate	Somewhat Adequate	Neither Adequate Nor Inadequate	Somewhat Inadequate	Completely Inadequate	N/A	Rating Average
Classrooms	0.0% (0)	0.0% (0)	0.0% (0)	0.0% (0)	0.0% (0)	0.0% (0)	0.0
Faculty Offices	0.0% (0)	0.0% (0)	0.0% (0)	0.0% (0)	0.0% (0)	0.0% (0)	0.0
Work Areas	0.0% (0)	0.0% (0)	0.0% (0)	0.0% (0)	0.0% (0)	0.0% (0)	0.0
Other (please specify)							
<b>answered question</b>							
<b>skipped question</b>							

**57. Please indicate how strongly you agree or disagree with the following statements. Select N/A if you have not used the service.**

	Strongly Agree	Agree	Neither Agree Nor Disagree	Disagree	Strongly Disagree	N/A	Rating Average	Response Count
I feel safe when I am at Fox Field.	0.0% (0)	0.0% (0)	0.0% (0)	0.0% (0)	0.0% (0)	0.0% (0)	0.00	0
The lighting at Fox Field is adequate.	0.0% (0)	0.0% (0)	0.0% (0)	0.0% (0)	0.0% (0)	0.0% (0)	0.00	0
The classroom facilities (i.e. desks, tables, chairs, whiteboards) are adequate.	0.0% (0)	0.0% (0)	0.0% (0)	0.0% (0)	0.0% (0)	0.0% (0)	0.00	0
<b>answered question</b>								<b>0</b>
<b>skipped question</b>								<b>69</b>

**58. In the past month, how many times have you observed the presence of security officers at Fox Field?**

	Never	1-5 times	6-10 times	11 or more times	Not sure	N/A	Response Count
I have observed security...	0.0% (0)	0.0% (0)	0.0% (0)	0.0% (0)	0.0% (0)	0.0% (0)	0
<i>answered question</i>							<b>0</b>
<i>skipped question</i>							<b>69</b>

**59. If you felt unsafe at Fox Field within the past year, please describe when and where you felt unsafe and what you suggest can be done about it.**

	Response Count
	0
<i>answered question</i>	
<b>0</b>	
<i>skipped question</i>	
<b>69</b>	

**60. Have you observed areas that are a health or safety hazard?**

	Response Percent	Response Count
No	0.0%	0
Yes	0.0%	0
If yes, please tell us about it.		0
<i>answered question</i>		<b>0</b>
<i>skipped question</i>		<b>69</b>

**61. If the athletic equipment, audio-visual equipment, or other instructional technology available for your use is inadequate for your teaching, learning, or working needs, please tell us what equipment needs to be updated or replaced. Please be specific in your response.**

	Response Percent	Response Count
I do not use instructional technology equipment.	70.0%	35
The instructional technology equipment is adequate.	26.0%	13
The instructional technology equipment is NOT adequate...	4.0%	2
...Please tell us what equipment needs to be updated or replaced.		4
<i>answered question</i>		<b>50</b>
<i>skipped question</i>		<b>19</b>

**62. If you participated in planning efforts to improve any of the physical resources on campus in the past year, please let us know**

	Response Percent	Response Count
I did not participate in planning efforts.	88.7%	47
I participated in planning efforts and met with others to discuss...	11.3%	6
...Please tell us what you discussed.		6
<i>answered question</i>		<b>53</b>
<i>skipped question</i>		<b>16</b>

**63. For this question, technology is defined as computers, telephones, e-mail, and the Internet. Please indicate what percentage of time you utilize technology for the following.**

	More than 75%	50-74%	25-49%	1-25%	Never	N/A	Rating Average	Response Count
I use technology to enhance classroom instruction...	5.9% (3)	5.9% (3)	0.0% (0)	0.0% (0)	5.9% (3)	<b>82.4%</b> <b>(42)</b>	2.67	51
I use technology for meetings, special events, training, etc...	17.3% (9)	5.8% (3)	3.8% (2)	34.6% (18)	0.0% (0)	<b>38.5%</b> <b>(20)</b>	2.91	52
I use technology to perform my job duties...	<b>80.4%</b> <b>(41)</b>	3.9% (2)	5.9% (3)	2.0% (1)	0.0% (0)	7.8% (4)	1.23	51
<b>answered question</b>								<b>52</b>
<b>skipped question</b>								<b>17</b>

**64. Please indicate how strongly you agree or disagree with the following statements. Select N/A if you have not used the service.**

	Strongly Agree	Agree	Neither Agree Nor Disagree	Disagree	Strongly Disagree	I Do Not Know	N/A	Rating Average
<i>Technology resources provided by the Information Technology Services (ITS) department are sufficient to <u>meet my needs</u>.</i>	11.5% (6)	<b>40.4% (21)</b>	23.1% (12)	7.7% (4)	5.8% (3)	7.7% (4)	3.8% (2)	2.78
<i>Technology resources provided by the Information Technology Services (ITS) department are sufficient to <u>meet the needs of students</u>.</i>	5.8% (3)	23.1% (12)	<b>26.9% (14)</b>	9.6% (5)	3.8% (2)	17.3% (9)	13.5% (7)	3.40
<i>Services provided by the Information Technology Services (ITS) department are sufficient to meet my needs.</i>	13.5% (7)	<b>40.4% (21)</b>	25.0% (13)	7.7% (4)	7.7% (4)	3.8% (2)	1.9% (1)	2.67
<i>The ITS department values my input regarding acquisitions of computer hardware or software.</i>	9.8% (5)	<b>23.5% (12)</b>	19.6% (10)	5.9% (3)	13.7% (7)	7.8% (4)	19.6% (10)	3.17
<i>Training offered in the use of technology on campus meets my needs.</i>	9.8% (5)	27.5% (14)	<b>31.4% (16)</b>	5.9% (3)	7.8% (4)	3.9% (2)	13.7% (7)	2.84
<i>Training offered in the use of online technologies (i.e. distance education) meets my needs.</i>	7.8% (4)	19.6% (10)	19.6% (10)	3.9% (2)	2.0% (1)	7.8% (4)	<b>39.2% (20)</b>	2.94
							<b>answered question</b>	
							<b>skipped question</b>	

## 65. In the past year, how often have you...

	None	1-5 times	6-10 times	11 or more times	Not applicable to my role	Response Count
attended staff training in the use of information technology related to your job?	44.2% (23)	<b>46.2% (24)</b>	1.9% (1)	0.0% (0)	7.7% (4)	52
used a campus computer lab?	<b>37.7% (20)</b>	15.1% (8)	3.8% (2)	9.4% (5)	34.0% (18)	53
referred a student to a campus computer lab?	15.1% (8)	18.9% (10)	17.0% (9)	<b>34.0% (18)</b>	15.1% (8)	53
used the Learning Center or Library information technology resources?	34.0% (18)	15.1% (8)	1.9% (1)	9.4% (5)	<b>39.6% (21)</b>	53
referred a student to the Learning Center or Library for information <u>technology resources</u> ?	24.5% (13)	22.6% (12)	9.4% (5)	<b>26.4% (14)</b>	17.0% (9)	53
					<b>answered question</b>	<b>53</b>
					<b>skipped question</b>	<b>16</b>

**66. Please indicate how strongly you agree or disagree with the following statements. Select N/A if you have not used the service.**

	Strongly Agree	Agree	Neither Agree Nor Disagree	Disagree	Strongly Disagree	I Do Not Know	Rating Average	Response Count
Financial resources adequately support student learning outcomes/operational outcomes.	0.0% (0)	15.1% (8)	20.8% (11)	17.0% (9)	3.8% (2)	<b>43.4% (23)</b>	4.40	5
I understand how the budgeting process works at AVC.	7.5% (4)	<b>34.0% (18)</b>	18.9% (10)	15.1% (8)	11.3% (6)	13.2% (7)	3.28	5
I understand how planning and budget work together at AVC.	7.5% (4)	<b>32.1% (17)</b>	20.8% (11)	11.3% (6)	13.2% (7)	15.1% (8)	3.36	5
I have sufficient access to the college's annual budget information.	5.7% (3)	<b>24.5% (13)</b>	17.0% (9)	13.2% (7)	17.0% (9)	22.6% (12)	3.79	5
<i>answered question</i>								5
<i>skipped question</i>								1

**67. How involved are you in...**

	Very Involved	Somewhat Involved	Neither Involved Nor Uninvolved	Somewhat Uninvolved	Very Uninvolved	Rating Average	Response Count
the planning and allocation of funds within your department?	13.5% (7)	<b>42.3% (22)</b>	13.5% (7)	7.7% (4)	23.1% (12)	2.85	5
<i>answered question</i>							5
<i>skipped question</i>							1







**68. Please indicate how strongly you agree or disagree with the following statement.**

	Strongly Agree	Agree	Neither Agree Nor Disagree	Disagree	Strongly Disagree	I Do Not Know	Rating Average	Response Count
The college clearly communicates information regarding the budget and planning process.	3.8% (2)	<b>36.5% (19)</b>	15.4% (8)	19.2% (10)	13.5% (7)	11.5% (6)	3.37	5
The college allows time for all constituents to provide input before planning and budget decisions are made.	5.8% (3)	<b>28.8% (15)</b>	19.2% (10)	13.5% (7)	13.5% (7)	19.2% (10)	3.58	5
Institutional spending and budget procedures are clearly connected to institutional goals.	7.7% (4)	<b>26.9% (14)</b>	15.4% (8)	15.4% (8)	7.7% (4)	<b>26.9% (14)</b>	3.69	5
The most recent and up-to-date news regarding changes in the budget that affect planning and allocation is easily accessible to me.	7.7% (4)	23.1% (12)	<b>25.0% (13)</b>	11.5% (6)	11.5% (6)	21.2% (11)	3.60	5
My input is valued regarding the planning and allocation of funds.	3.8% (2)	<b>26.9% (14)</b>	19.2% (10)	17.3% (9)	13.5% (7)	19.2% (10)	3.67	5
I am aware of the annual audit findings and resolutions of those findings.	3.8% (2)	<b>21.2% (11)</b>	19.2% (10)	19.2% (10)	19.2% (10)	17.3% (9)	3.81	5
							<b>answered question</b>	<b>5</b>
							<b>skipped question</b>	<b>1</b>

**69. How many OPPORTUNITIES (or requests) for input regarding budget and planning do you feel each of the following groups have before a decision is made?**

	Ample opportunities (more than enough)	Adequate opportunities (enough)	Limited opportunities (less than enough)	No opportunity	I Do Not Know	Rating Average
Administrators	<b>35.3% (18)</b>	<b>35.3% (18)</b>	0.0% (0)	3.9% (2)	25.5% (13)	2.49
Adjunct faculty	2.0% (1)	21.6% (11)	15.7% (8)	9.8% (5)	<b>51.0% (26)</b>	3.86
Confidential Management	7.8% (4)	<b>52.9% (27)</b>	2.0% (1)	7.8% (4)	29.4% (15)	2.98
Classified Staff	2.0% (1)	<b>33.3% (17)</b>	<b>33.3% (17)</b>	13.7% (7)	17.6% (9)	3.12
Full-time faculty	12.0% (6)	24.0% (12)	10.0% (5)	8.0% (4)	<b>46.0% (23)</b>	3.52
Local Community	0.0% (0)	8.0% (4)	16.0% (8)	14.0% (7)	<b>62.0% (31)</b>	4.30
Students	0.0% (0)	7.8% (4)	11.8% (6)	21.6% (11)	<b>58.8% (30)</b>	4.31
					<i>answered question</i>	
					<i>skipped question</i>	

**70. How often do you, or representatives from your group, PARTICIPATE in the budget and planning process on campus?**

		Response Percent	Response Count
Never		33.3%	17
Limited participation (less than enough)		31.4%	16
Adequate participation (enough)		31.4%	16
Ample participation (more than enough)		3.9%	2
<b>answered question</b>			<b>51</b>
<b>skipped question</b>			<b>18</b>

**71. Please indicate if you have read or reviewed portions of the following AVC documents within the last year.**

	I read the document	I referenced portions	I could not find the document	I am not familiar with this document	I did not look for, or read, this document	Rating Average	Response Count
Educational Master Plan	16.7% (8)	25.0% (12)	2.1% (1)	8.3% (4)	<b>47.9% (23)</b>	3.46	
Facilities Plan	8.3% (4)	22.9% (11)	2.1% (1)	8.3% (4)	<b>58.3% (28)</b>	3.85	
Technology Plan	12.5% (6)	8.3% (4)	2.1% (1)	12.5% (6)	<b>64.6% (31)</b>	4.08	
Board Policy	6.0% (3)	<b>44.0% (22)</b>	4.0% (2)	6.0% (3)	40.0% (20)	3.30	
Faculty Code of Ethics	2.0% (1)	8.2% (4)	4.1% (2)	16.3% (8)	<b>69.4% (34)</b>	4.43	
College Catalog	<b>46.0% (23)</b>	34.0% (17)	0.0% (0)	2.0% (1)	18.0% (9)	2.12	
Computer Use Guidelines	24.5% (12)	26.5% (13)	4.1% (2)	4.1% (2)	<b>40.8% (20)</b>	3.10	
Enrollment Management Plan	10.0% (5)	10.0% (5)	4.0% (2)	10.0% (5)	<b>66.0% (33)</b>	4.12	
Finance Plan	6.1% (3)	4.1% (2)	6.1% (3)	16.3% (8)	<b>67.3% (33)</b>	4.35	
Matriculation Plan	10.2% (5)	12.2% (6)	4.1% (2)	10.2% (5)	<b>63.3% (31)</b>	4.04	
Basic Skills Plan	4.2% (2)	14.6% (7)	4.2% (2)	8.3% (4)	<b>68.8% (33)</b>	4.23	
Human Resources Plan	4.1% (2)	6.1% (3)	2.0% (1)	16.3% (8)	<b>71.4% (35)</b>	4.45	
Equal Employment Opportunity Policy	22.9% (11)	25.0% (12)	2.1% (1)	4.2% (2)	<b>45.8% (22)</b>	3.25	
AB 1725 on participatory governance	4.1% (2)	6.1% (3)	2.0% (1)	12.2% (6)	<b>75.5% (37)</b>	4.49	
Student Equity Plan	12.2% (6)	6.1% (3)	2.0% (1)	10.2% (5)	<b>69.4% (34)</b>	4.18	
Student code of conduct	24.0% (12)	24.0% (12)	4.0% (2)	0.0% (0)	<b>48.0% (24)</b>	3.24	
College budget	8.2% (4)	20.4% (10)	8.2% (4)	4.1% (2)	<b>59.2% (29)</b>	3.86	
					<i>answered question</i>		
					<i>skipped question</i>		

**72. Where can you find the agenda/minutes for each of the following campus committees and councils? Please check all that apply to you.**

	In my campus mailbox or e-mail	Posted in my work area	Online in myAVC groups	The college's public Web site	I looked but could not find	I have not looked	Response Count
Academic Policy & Procedures (AP&P)	14.9% (7)	2.1% (1)	36.2% (17)	8.5% (4)	4.3% (2)	<b>48.9% (23)</b>	47
Academic Senate	10.6% (5)	0.0% (0)	31.9% (15)	8.5% (4)	4.3% (2)	<b>53.2% (25)</b>	47
Associated Student Organization (ASO)	4.3% (2)	4.3% (2)	21.3% (10)	12.8% (6)	2.1% (1)	<b>66.0% (31)</b>	47
AVC Board of Trustees	8.3% (4)	2.1% (1)	<b>58.3% (28)</b>	18.8% (9)	0.0% (0)	29.2% (14)	48
College Coordinating Council (CCC)	8.5% (4)	0.0% (0)	17.0% (8)	6.4% (3)	2.1% (1)	<b>76.6% (36)</b>	47
Distance Education Committee (DEC)	6.4% (3)	2.1% (1)	21.3% (10)	10.6% (5)	0.0% (0)	<b>74.5% (35)</b>	47
Strategic Planning & Budget Council (SPBC)	4.3% (2)	2.2% (1)	26.1% (12)	4.3% (2)	0.0% (0)	<b>71.7% (33)</b>	46
Enrollment Management	8.5% (4)	4.3% (2)	17.0% (8)	4.3% (2)	2.1% (1)	<b>76.6% (36)</b>	47
Accreditation Steering Committee	8.5% (4)	4.3% (2)	21.3% (10)	4.3% (2)	0.0% (0)	<b>76.6% (36)</b>	47
Mutual Agreement Council	4.3% (2)	2.1% (1)	12.8% (6)	4.3% (2)	0.0% (0)	<b>87.2% (41)</b>	47
Division/department minutes	30.4% (14)	4.3% (2)	26.1% (12)	2.2% (1)	6.5% (3)	<b>47.8% (22)</b>	46
Student Learning Outcomes Committee (SLO)	8.3% (4)	8.3% (4)	35.4% (17)	10.4% (5)	0.0% (0)	<b>60.4% (29)</b>	48
Assessment Committee	2.3% (1)	2.3% (1)	11.4% (5)	2.3% (1)	2.3% (1)	<b>84.1% (37)</b>	44
Professional Development Committee	4.4% (2)	2.2% (1)	13.3% (6)	2.2% (1)	2.2% (1)	<b>84.4% (38)</b>	45
<b>answered question</b>							<b>48</b>












**73. Please respond to the following statements. (Please check all that apply) During the past year, which opportunities did you have related to participatory governance?**

	A committee meeting	A task force or work group	Strategic Planning & Budget Council	A Board of Trustees meeting	Response Count
I was invited to attend	<b>61.5% (16)</b>	26.9% (7)	19.2% (5)	50.0% (13)	26
I was invited to participate or be present at	<b>68.4% (13)</b>	31.6% (6)	10.5% (2)	26.3% (5)	19
I attended voluntarily	<b>59.1% (13)</b>	27.3% (6)	4.5% (1)	40.9% (9)	22
I participated or presented at	<b>78.9% (15)</b>	31.6% (6)	5.3% (1)	5.3% (1)	19
I became a member or representative on	<b>81.3% (13)</b>	25.0% (4)	6.3% (1)	0.0% (0)	16
I chaired or co-chaired	<b>50.0% (1)</b>	<b>50.0% (1)</b>	0.0% (0)	0.0% (0)	2
I read e-mails, memos, or minutes from	<b>84.6% (22)</b>	26.9% (7)	19.2% (5)	61.5% (16)	26
				<b>answered question</b>	<b>35</b>
				<b>skipped question</b>	<b>34</b>

## 74. Please respond to the following statements. In general,

	Strongly Agree	Agree	Neither Agree Nor Disagree	Disagree	Strongly Disagree	I Do Not Know	Rating Average	Response Count
Institutional leaders create an environment for empowerment, innovation, and excellence.	8.3% (4)	<b>29.2% (14)</b>	27.1% (13)	10.4% (5)	0.0% (0)	25.0% (12)	3.40	4
The role of leadership and the institution's governance and decision-making processes are regularly evaluated to assure institutional integrity and effectiveness.	10.4% (5)	16.7% (8)	29.2% (14)	10.4% (5)	0.0% (0)	<b>33.3% (16)</b>	3.73	4
Institutional leaders incorporate a collegial process that sets values, goals and priorities.	10.4% (5)	25.0% (12)	27.1% (13)	6.3% (3)	0.0% (0)	<b>31.3% (15)</b>	3.54	4
Institutional leaders work and communicate effectively with the communities served by the college.	12.5% (6)	22.9% (11)	22.9% (11)	6.3% (3)	2.1% (1)	<b>33.3% (16)</b>	3.63	4
Institutional leaders provide fair (equitable) distribution of resources to support the effectiveness of the college.	12.5% (6)	12.5% (6)	29.2% (14)	12.5% (6)	0.0% (0)	<b>33.3% (16)</b>	3.75	4
Institutional leaders provide effective and efficient leadership to support the teaching/learning environment.	12.5% (6)	16.7% (8)	29.2% (14)	8.3% (4)	0.0% (0)	<b>33.3% (16)</b>	3.67	4
						<b>answered question</b>		4
						<b>skipped question</b>		2

**75. Where do you get information on important college issues? (Please check all that apply)**

		Response Percent	Response Count
Open forums with the President		12.5%	6
My vice president		12.5%	6
My dean, director, or supervisor		77.1%	37
My committee representatives		22.9%	11
My union representatives		52.1%	25
My Academic Senate representatives		12.5%	6
My co-workers		77.1%	37
<b>AVC e-mail updates</b>		<b>91.7%</b>	<b>44</b>
myAVC updates		54.2%	26
External sources (e.g., A.V. Press)		35.4%	17
Advisory Committee meetings		4.2%	2
<b>answered question</b>			<b>48</b>
<b>skipped question</b>			<b>21</b>










**76. Please respond to the following statements. (Please check all that apply)**

	I am not able to attend.	I feel comfortable attending.	I feel comfortable voicing my opinion.	I do not feel comfortable voicing my opinion.	Response Count
Department Staff meetings	4.4% (2)	62.2% (28)	<b>71.1% (32)</b>	8.9% (4)	45
Division meetings	18.4% (7)	<b>63.2% (24)</b>	57.9% (22)	5.3% (2)	38
Staff meetings in other departments	<b>53.1% (17)</b>	37.5% (12)	25.0% (8)	9.4% (3)	32
Participatory governance Committee meetings (other than SPBC)	<b>57.6% (19)</b>	39.4% (13)	24.2% (8)	0.0% (0)	33
SPBC meetings	<b>78.1% (25)</b>	21.9% (7)	9.4% (3)	3.1% (1)	32
Board of Trustee meetings	<b>55.9% (19)</b>	44.1% (15)	8.8% (3)	5.9% (2)	34
Advisory Committee meetings	<b>71.4% (20)</b>	28.6% (8)	10.7% (3)	3.6% (1)	28
				<i>answered question</i>	<b>47</b>
				<i>skipped question</i>	<b>22</b>




**77. If you are not able to attend, or do not feel comfortable at any of the above open meetings, please tell us why.**

	Response Count
	18
	<i>answered question</i> <b>18</b>
	<i>skipped question</i> <b>51</b>

### 78. How long have you worked at AVC?

	Response Percent	Response Count
Less than one year 	14.3%	7
1-4 years 	26.5%	13
<b>5-10 years</b> 	<b>36.7%</b>	<b>18</b>
11-15 years 	14.3%	7
16-25 years 	4.1%	2
more than 25 years 	2.0%	1
I prefer not to answer 	2.0%	1
<b>answered question</b>		<b>49</b>
<b>skipped question</b>		<b>20</b>

### 79. What is your primary role on campus? (Check only ONE primary role.)




	Response Percent	Response Count
Adjunct faculty	0.0%	0
Administrator	0.0%	0
<b>Classified professional</b> 	<b>93.9%</b>	<b>46</b>
Confidential Management/Supervisory 	2.0%	1
Full-time faculty	0.0%	0
Part-time hourly staff	0.0%	0
Student worker	0.0%	0
I prefer not to answer. 	4.1%	2
<b>answered question</b>		<b>49</b>
<b>skipped question</b>		<b>20</b>

## 80. Which department or divisions do you work in? (Please check all that apply)






	Response Percent	Response Count
Academic Senate	0.0%	0
Administration <input type="checkbox"/>	2.0%	1
Admissions & Records <input type="checkbox"/>	8.2%	4
Physical Education and Athletics	0.0%	0
Bookstore <input type="checkbox"/>	6.1%	3
Business, Computer Studies, and Economic Development <input type="checkbox"/>	2.0%	1
Business Office <input type="checkbox"/>	4.1%	2
Cafeteria	0.0%	0
Campus Security	0.0%	0
Career and Transfer Center <input type="checkbox"/>	4.1%	2
Corporate and Community Services	0.0%	0
Counseling <input type="checkbox"/>	6.1%	3
Facilities (Custodial, Grounds & Maintenance) <input type="checkbox"/>	4.1%	2
GED <input type="checkbox"/>	4.1%	2
Health Sciences <input type="checkbox"/>	4.1%	2
Human Resources (incl. payroll) <input type="checkbox"/>	2.0%	1
Information Technology Services <input type="checkbox"/>	8.2%	4
Institutional Advancement <input type="checkbox"/>	2.0%	1
Instructional Services/Extended Services <input type="checkbox"/>	6.1%	3
IMC and Graphic Arts <input type="checkbox"/>	2.0%	1
Language Arts <input type="checkbox"/>	2.0%	1
Learning Center <input type="checkbox"/>	8.2%	4

Library		6.1%	3
Math, Science, and Engineering		2.0%	1
Social & Behavioral Sciences		2.0%	1
Technical Education		4.1%	2
Student Development		4.1%	2
Student Services (CalWORKS, DSS, EOP&S) JPC, STAR, Veterans Affairs)		12.2%	6
Visual and Performing Arts		0.0%	0
Welcome Center		2.0%	1
<b>I prefer not to answer</b>		<b>22.4%</b>	<b>11</b>
Other (please specify)		6.1%	3
<b>answered question</b>			<b>49</b>
<b>skipped question</b>			<b>20</b>

### 81. What is your gender?

		Response Percent	Response Count
Female		65.3%	32
Male		20.4%	10
I prefer not to answer		14.3%	7
<b>answered question</b>			<b>49</b>
<b>skipped question</b>			<b>20</b>

**82. What is your race/ethnic identity? \*Note: For the purposes of this study only, the term Hispanic/Latino refers to an individual who self-reports as a descendant of a Spanish-speaking heritage, and includes, but is not limited to, Mexican-Americans, Mexicans, Puerto Ricans, Cubans, and other Latin races.**

	Response Percent	Response Count
African American/Black 	6.1%	3
Asian/Pacific Islander (not Filipino)	0.0%	0
<b>Caucasian/White</b> 	<b>65.3%</b>	<b>32</b>
Filipino	0.0%	0
Hispanic/Latino(a) 	10.2%	5
Native American	0.0%	0
I prefer not to answer 	16.3%	8
Other (please specify) 	2.0%	1
	<b><i>answered question</i></b>	<b>49</b>
	<b><i>skipped question</i></b>	<b>20</b>