



# 2023-2024 Tentative Budget Presentation Budget Committee Meeting

May 25, 2023

Sarah Johnston, Executive Director, Financial and Fiscal Services

- Timeline
- Student Centered Funding Formula
- 2022-2023 Estimated Actuals
- Higher Education Emergency Relief Funds
- Governor's May Revision Highlights
- Budget Assumptions
- 2023-2024 Tentative Budget



## Standard Financial Reporting Deadlines in Place for 2023-24

- Submit tentative budget to county officer - July 1, 2023
- Make available for public inspection a statement of prior year receipts and expenditures and current year expenses - September 15, 2023
- Hold a public hearing on the proposed budget and adopt a final budget - September 15, 2023
- Complete the adopted annual financial and budget report and make public - September 30, 2023
- Submit an annual financial and budget report to Chancellor's Office - October 10, 2023
- Submit an audit report to the Chancellor's Office - December 31, 2023

Source: Update on May Revision Joint Analysis, May 12, 2023



# STUDENT CENTERED FUNDING FORMULA (SCFF)

70% - Base (Enrollment) 3-year average FTES

20% - Supplemental Grant using headcount of Pell recipients, College Promise Grant recipients and AB540 Students

10% - Student Success Initiative Grant based on outcomes of progression and living wage with an additional separate allocation for those outcomes that are Pell recipients or College Promise Grant recipients.

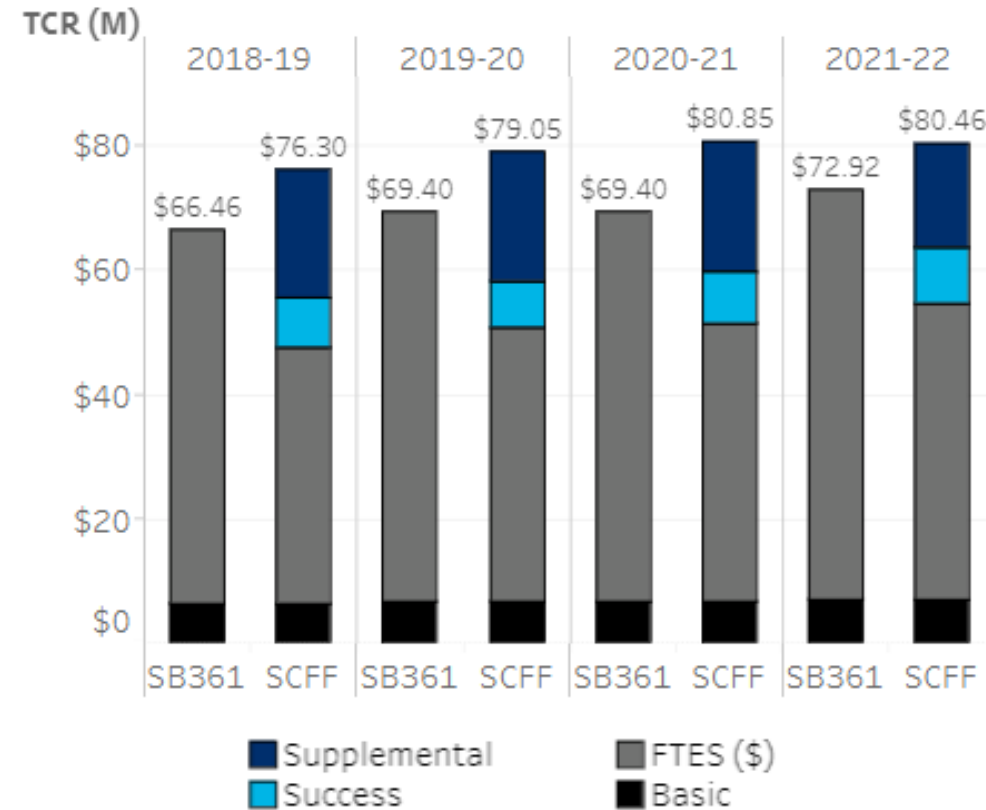
# STUDENT CENTERED FUNDING FORMULA (SCFF)

- Current split, 70/20/10, is set in statute. No plans to change.
- SCFF Oversight Committee will make recommendations but not on split.
- Rates will be adjusted annually by any enacted COLA.
- COVID-19 Emergency Conditions Allowance sunsets 2022-23.
- SCFF hold harmless provision is active through 2024-25.\*
- 2024-25 funding will be the new floor for SCFF hold harmless provision. No automatic adjustments to reflect cumulative COLA over time, only if provided in budget act language.\*
- Starting in 2025-26, districts will be funded at their SCFF generated amount for that year or their “floor” (2024-25 funding amount).

\*Source: Update on May Revision Joint Analysis, May 12, 2023



# STUDENT CENTERED FUNDING FORMULA(SCFF) VS SB36 I



\* FTES: total FTES reported on CCFS-320 adjusted for emergency provisions and statutory requirements

Source: <https://www.cccco.edu/About-Us/Chancellors-Office/Divisions/College-Finance-and-Facilities-Planning/scff-dashboard>



# STUDENT CENTERED FUNDING FORMULA(SCFF)

## ANTELOPE VALLEY SCFF Funding FY 22-23

Select a CCD

ANTELOPE VALLEY ▾

Use: This page displays enrollment counts for the Base and Supplemental allocations of the formula. Data are displayed for a single year, to change the year use the drop down menu on the right side of the screen.

Understanding the Data: Enrollment data are displayed as counts and as a share of unduplicated district headcount. The percent share analysis aids in understanding the magnitude of each population compared to total enrollment at the district level. The charts show enrollment counts: Total FTES in the Base allocation, and California Promise Grant Recipients and Pell Grant recipients in the Supplemental allocation. The charts display number changes and percent changes in these counts from 2019-20 through 2020-21.

Fiscal Year

FY 20-21

FY 21-22

FY 22-23

### Total Funding

\$93,700,507

### Total Funding Protections

\$0  
(0.0% of total funding)

### Funding Breakdown - Fiscal Year FY 22-23



### Total FTES

11,164

### Total Promise Grant Recipients

10,424  
(69.5% of Unduplicated Headcount)

### Total Pell Grant Recipients

5,491  
(36.6% of Unduplicated Headcount)

### Total AB540 Students

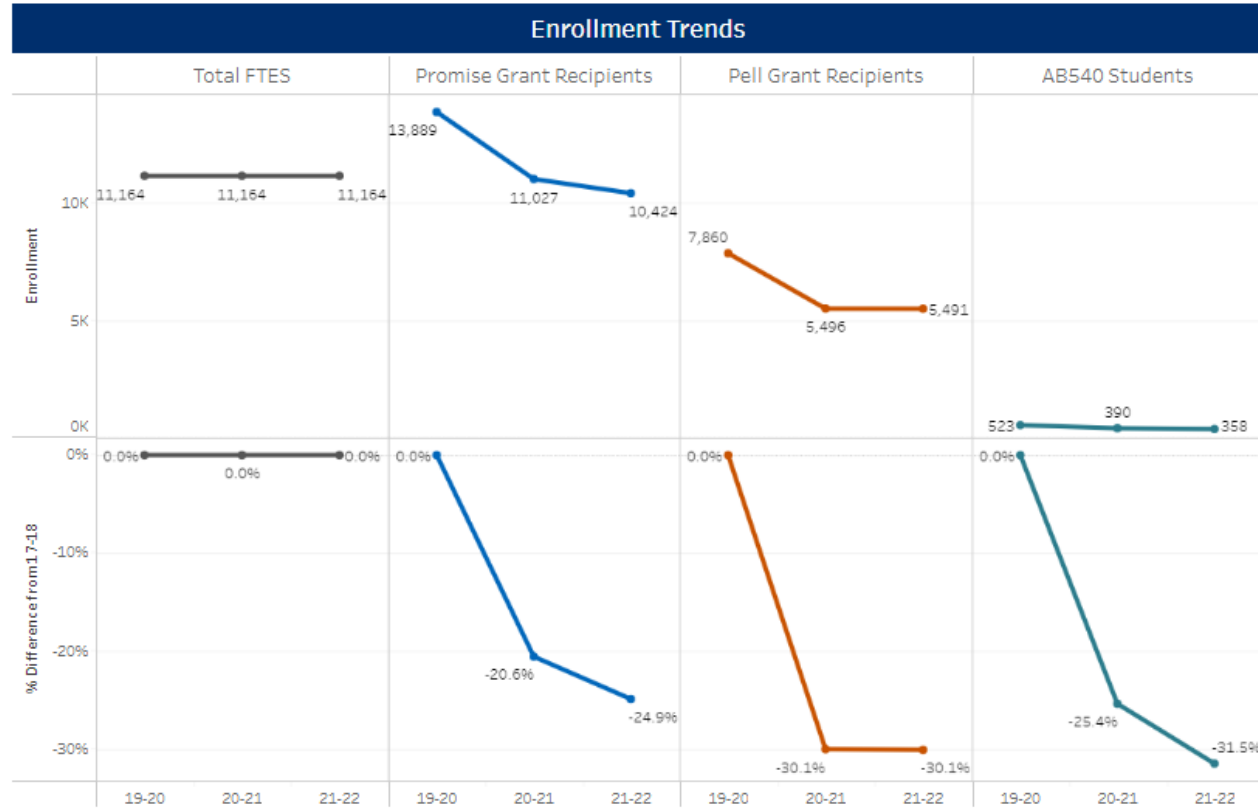
358  
(2.4% of Unduplicated Headcount)

Source: <https://www.cccco.edu/About-Us/Chancellors-Office/Divisions/College-Finance-and-Facilities-Planning/scff-dashboard>



# STUDENT CENTERED FUNDING FORMULA(SCFF)

The charts below show total enrollment at ANTELOPE VALLEY for All Students (FTES), Promise Grant Recipients, Pell Grant Recipients, and AB540 Students, as well as the percent changes from 2019-2020.



**Footnotes/Methodology:** To calculate funding the SCFF uses FTES counts from the current year and California Promise Grant and Pell Grant counts from prior years. However, for simplicity the data on this page compares counts for FTES and financial aid recipients across the data reporting years.

**Total Funding Protections:** In 2020-21 this total includes both 2017-18 TCR plus COLA Hold Harmless Revenue and the statutory SCFF TCR Stability Protection Adjustment, which beginning in 2020-21 provides the greater of current year or prior year SCFF TCR adjusted for COLA. For details of these individual funding amounts refer to Exhibit C on the Apportionment Reports: <https://www.cccco.edu/About-Us/Chancellors-Office/Divisions/College-Finance-and-Facilities-Planning/Apportionment-Reports>

Source: <https://www.cccco.edu/About-Us/Chancellors-Office/Divisions/College-Finance-and-Facilities-Planning/scff-dashboard>



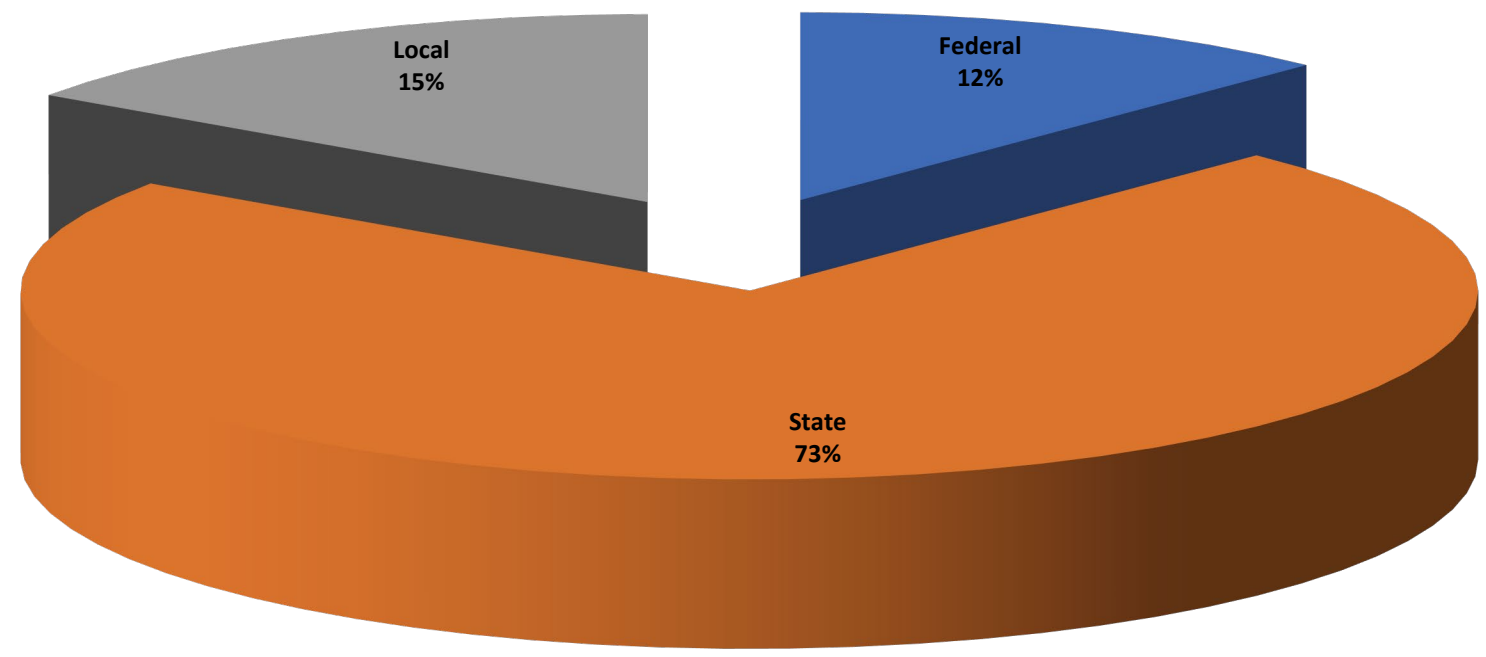
# HIGHER EDUCATION EMERGENCY RELIEF FUNDS (HEERF)

- **HEERF I - The Coronavirus Aid, Relief, and Economic Security Act (CARES Act)**
  - Antelope Valley College Allocation: \$10,887,536
    - Institutional Aid: \$5,122,845
    - Minority Serving Institution: \$641,845
    - Student Aid: \$5,122,846
- **HEERF II - Coronavirus Response and Relief Supplemental Appropriations Act (CRRSAA)**
  - Antelope Valley College Allocation: \$22,729,960
    - Institutional Aid: \$16,457,850
    - Minority Serving Institution: \$1,149,264
    - Student Aid: \$5,122,846
- **HEERF III - American Rescue Plan Act (ARP)**
  - Antelope Valley College Allocation: \$39,915,987
    - Institutional Aid: \$18,840,730
    - Minority Serving Institution: \$1,956,889
    - Student Aid: \$19,118,368

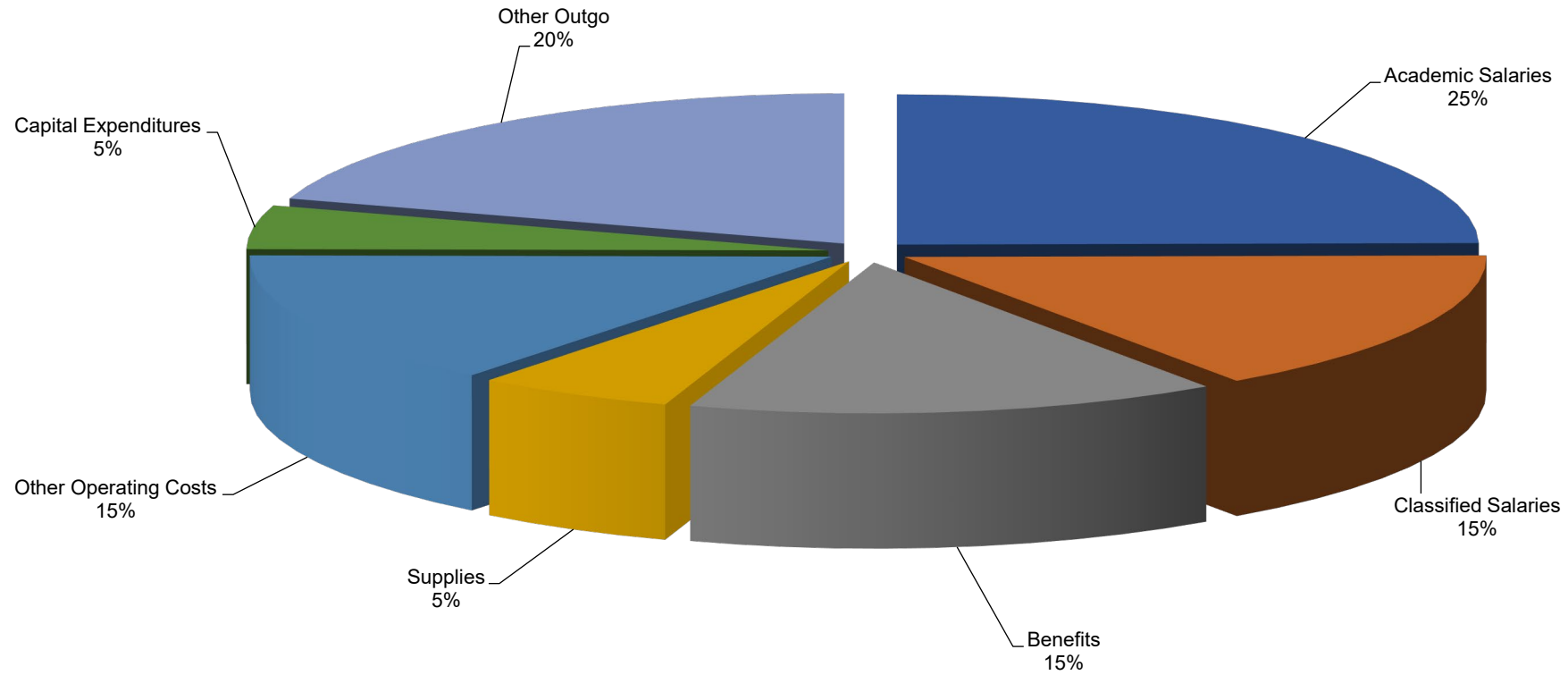
# 2022-23 UNRESTRICTED FUND ESTIMATED ACTUALS

	<b>2022-23 Estimated Actuals</b>
<b>BEGINNING FUND BALANCE</b>	42,078,755
Total Revenue	109,116,525
Total Expenditures & Other Outgo	94,764,739
Total Ending Fund Balance	56,430,541
Surplus/(Deficit)	14,351,786
Assigned Aside for Categorical Salaries + Benes	(500,000)
Capital Projects Protection	(10,000,000)
DEI Initiatives & Training	(500,000)
IT Refresh	(3,000,000)
Leave Payoff	(750,000)
Professional Development	(684,181)
Reserve for Emergencies (AP 6305)	(500,000)
Reserve for Pension Stabilization (BP 6250)	(7,300,000)
Supplemental Protection	(6,000,000)
Resource Allocation - One-Time	(1,530,026)
<b>Unassigned Ending Fund Balance</b>	<b>25,666,334</b>
Reserve % (BP 6200) - 17% required minimum	29.0%

# GENERAL FUND 2022-23 ESTIMATED REVENUE



# GENERAL FUND 2022-23 ESTIMATED EXPENDITURES



# 2022-23 ESTIMATED ACTUALS

2022-2023 Estimated Actuals										
Fund	Name	Beginning Balance	Revenue	Expenditures	Ending Balance	Committed/Assigned Reserves	Surplus/Deficit	Unrestricted Balance After Assignments	Reserve	% of Overall Budget
	General Fund									
10	Unrestricted	42,078,755	109,116,525	94,764,739	56,430,541	(30,764,207)	14,351,786	25,666,334	29.0%	40.09%
12 (13 & 14)	Restricted	1,216,167	42,821,814	42,821,814	1,216,167		-			18.12%
21	Bond Interest & Redemption	18,651,698	17,606,437	21,702,444	14,555,691		(4,096,007)			9.18%
33	Child Development Center	386,047	843,360	843,980	385,428		(620)			0.36%
41	Capital Outlay Fund	5,382,157	17,032,446	12,863,035	9,551,569		4,169,412			5.44%
42	Revenue Bond Construction	62,911,809	56,253,342	28,812,506	90,352,646		27,440,836			12.19%
72	Student Rep	405,959	59,261	9,321	455,899		49,940			0.00%
74	Financial Aid	1,119,543	37,760,622	34,206,443	4,673,722		3,554,179			14.47%
75	Scholarships & Loan	37,124	381,750	359,785	59,088		21,964			0.15%
<b>Antelope Valley College Estimated Actuals</b>			<b>281,875,557</b>	<b>236,384,067</b>			<b>45,491,490</b>			100.00%

- Projected \$31.5B deficit.
- Legislative Analyst's Office – concern about potential recession. Recommends addressing budget shortfall without reserves and curtail temporary spending. Revision proposes using reserves.
- SCFF COLA and certain categorical programs– 8.22%.
- Current Hold Harmless Provision sunsets in FY 2024-25; New floor starting FY 2025-26.
- One-time funding to increase retention and enrollment reduced by \$100M.
- Reappropriates funds allocated in 2022-23 for Deferred Maintenance and the COVID-19 Recovery Block Grant by \$452.2 million and \$344.7 million respectively to support SCFF.
- Multi-Year Road Map for the Future continues to shape the budget
  - Advance equity, student success and the system's ability to prepare student for California's future.
  - Administration's goal of having 70% working-age Californians possess a degree or credential by 2030.
  - Budget investments across higher education aim to support students to improve educational outcomes, close equity gaps, address basic needs, and increase affordability. Better alignment of the system with K-12 and workforce needs.

Source: Update on May Revision Joint Analysis, May 12, 2023

# CALIFORNIA COMMUNITY COLLEGES ONGOING FUNDING BY PROGRAM (IN \$M)

Program	2022-23 Revised	2023-24 Proposed	Change Amount	Percent Change	Explanation of Change
Student Centered Funding Formula	\$8,688.60	\$9,421.10	\$732.50	8.4%	8.22% COLA, 0.5% growth, and other base adjustments including DOF's estimates of FTES, supplemental, and success metrics.
Adult Education Program – Main	603.1	652.2	49.1	8.1%	COLA
Student Equity and Achievement Program	524.0	524.0	0.0	0.0%	
Student Success Completion Grant	412.6	362.6	-50.0	-12.1%	Program participation adjustment
Strong Workforce Program	290.4	290.4	0.0	0.0%	
Part-time faculty health insurance	200.5	200.5	0.0	0.0%	
Extended Opportunity Programs and Services (EOPS)	169.2	183.1	13.9	8.22%	COLA
Disabled Students Programs and Services (DSPS)	159.7	172.8	13.1	8.20%	COLA
Full-time faculty hiring	150.0	150.0	0.0	0.0%	
California College Promise (AB 19)	91.2	91.2	0.0	0.0%	
Integrated technology	89.5	89.5	0.0	0.0%	
Financial aid administration	81.6	78.5	-3.1	-3.8%	Workload adjustment
Apprenticeship (community college districts)	69.2	64.3	-4.9	-7.1%	COLA and program reduction
CalWORKs student services	50.9	55.1	4.2	8.31%	COLA
NextUp (foster youth program)	50.0	50.0	0.0	0.0%	
Basic needs centers	40.0	40.0	0.0	0.0%	

Source: Update on May Revision Joint Analysis, May 12, 2023



# CALIFORNIA COMMUNITY COLLEGES ONGOING FUNDING BY PROGRAM (IN \$M)

Program	2022-23 Revised	2023-24 Proposed	Change Amount	Percent Change	Explanation of Change
Mathematics, Engineering, Science Achievement (MESA)	36.4	36.4	0.0	0.0%	
Mandates Block Grant and reimbursements	36.1	38.3	2.2	6.11%	COLA and enrollment- based adjustment
Cooperative Agencies Resources for Education (CARE)	30.9	33.5	2.5	8.22%	COLA
Student mental health services	30.0	30.0	0.0	0.0%	
Institutional effectiveness initiative	27.5	27.5	0.0	0.0%	
Part-time faculty compensation	26.5	26.5	0.0	0.0%	
Rising Scholars Network	25.0	25.0	0.0	0.0%	
Part-time faculty office hours	23.6	23.6	0.0	0.0%	
Economic and Workforce Development	22.9	22.9	0.0	0.0%	
California Virtual Campus	20.0	20.0	0.0	0.0%	
Homeless and Housing Insecurity Program ("Rapid Rehousing")	19.0	19.0	0.0	0.0%	
California Online Community College (Calbright College)	15.0	15.0	0.0	0.0%	
Nursing grants	13.4	13.4	0.0	0.0%	
Lease revenue bond payments	12.8	12.8	0.0	0.0%	
Equal Employment Opportunity Program	12.8	17.0	4.2	33.2%	Program Increase
Puente Project	12.3	12.3	0.0	0.0%	
Dreamer Resource Liaisons	11.6	11.6	0.0	0.0%	
Immigrant legal services through CDSS	10.0	10.0	0.0	0.0%	

Source: Update on May Revision Joint Analysis, May 12, 2023

# CALIFORNIA COMMUNITY COLLEGES ONGOING FUNDING BY PROGRAM (IN \$M)

Program	2022-23 Revised	2023-24 Proposed	Change Amount	Percent Change	Explanation of Change
LGBTQ+ Pilot Program	0.0	10.0	10.0	N/A	Create new program
Veterans Resource Centers	10.0	10.0	0.0	0.0%	
Classified Employee Summer Assistance Program	10.0	10.0	0.0	0.0%	
Umoja	8.5	8.5	0.0	0.0%	
Asian American and Native Hawaiian and Pacific Islander (AANHPI) Student Achievement Program	8.0	8.0	0.0	0.0%	
Foster Parent Education Program	6.2	6.2	0.0	0.0%	
Childcare tax bailout	4.0	4.3	0.3	8.13%	COLA
Digital Course Content for Inmates	3.0	3.0	0.0	0.0%	
Middle College High School Program	1.8	1.8	0.0	0.0%	
Academic Senate	1.8	1.8	0.0	0.0%	
Historically Black Colleges and Universities (HBCU) Transfer Pathway project	1.4	1.4	0.0	0.0%	
African American Male Education Network and Development (A2MEND)	1.1	1.1	0.0	0.0%	
Transfer education and articulation (excluding HBCU Transfer Pathway project)	0.7	0.7	0.0	0.0%	
FCMAT	0.6	0.8	0.2	35.1%	Increase for FCMAT Professional Learning Opportunities
<b>TOTAL</b>	<b>\$12,113.30</b>	<b>\$12,887.57</b>	<b>\$774.26</b>	<b>6.4%</b>	

Source: Update on May Revision Joint Analysis, May 12, 2023

# CALIFORNIA COMMUNITY COLLEGES ONE-TIME FUNDING BY PROGRAM (IN \$M)

Program	2022-23 Revised	2023-24 Proposed	Explanation of Change
Retention and enrollment strategies	150.0	100.0	One-time funds added
Workforce Training Grants	0.0	14.0	One-time funds added
FCMAT Professional Learning Opportunities	0.0	0.08	One-time funds added
Deferred maintenance	388.5	N/A	Reduce prior year funding by \$452.2 million (from \$840.7)
CCC COVID-19 Recovery Block Grant	305.3	N/A	Reduce prior year funding by \$344.7 million (from \$650)
College-specific allocations	171.5	2.5	One-time funds added for East Los Angeles College Entrepreneurship and Innovation Center

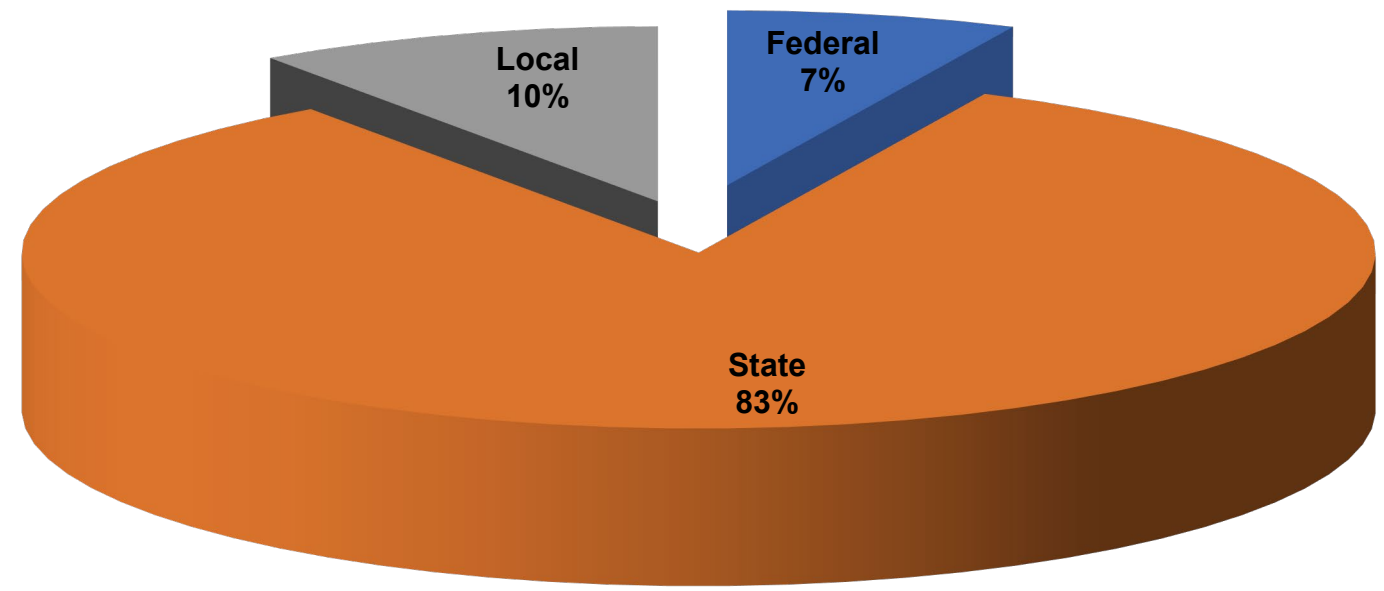
Source: Update on May Revision Joint Analysis, May 12, 2023

- SCFF Stability – FY 2022-23 Total Computational Revenue (TCR) + COLA
- TCR Deficit - 1.5%
- SCFF COLA – 8.22%
- No COVID-19 Emergency Conditions Allowance - ends in FY 2022-23
- FTES - FY 2022-23 P2 – 8,999
- Step & Column Increases
- Pension Rate Increases
  - CalPERS – Up from 25.37% in 2022-23 to 26.88% in 2023-24
  - CalSTRS – No change - 19.10% in 2023-24
- No change to Workers' Comp
- Resource allocation funding proposed

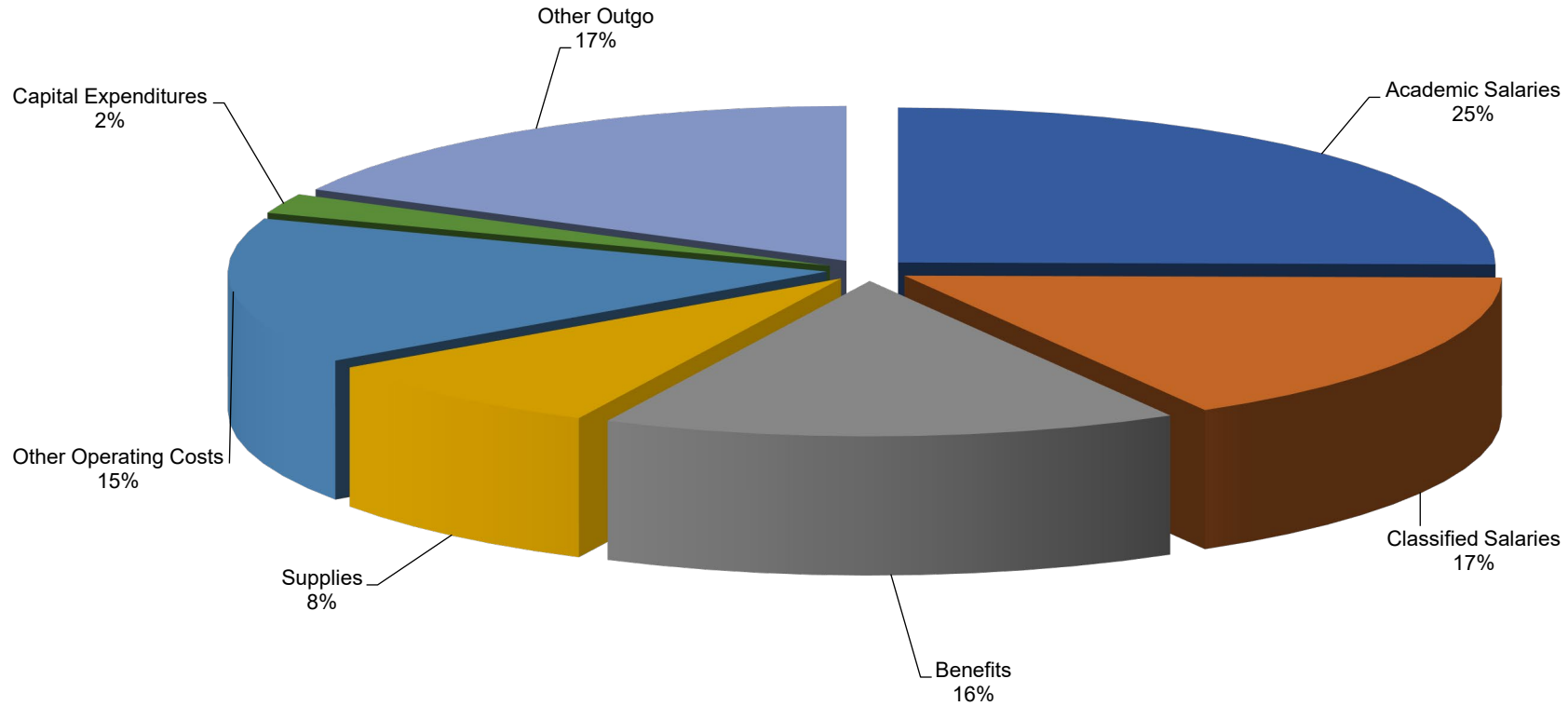
# 2023-24 UNRESTRICTED FUND TENTATIVE BUDGET

	<b>2023-24 Tentative Budget</b>
<b>BEGINNING FUND BALANCE</b>	56,430,541
Total Revenue	105,320,002
Total Expenditures & Other Outgo	91,742,431
Total Ending Fund Balance	70,008,112
Surplus/(Deficit)	13,577,571
Assigned Aside for Categorical Salaries + Benes	(500,000)
Capital Projects Protection	(10,000,000)
DEI Initiatives & Training	(500,000)
IT Refresh	(3,000,000)
Leave Payoff	(750,000)
Professional Development	(684,181)
Reserve for Emergencies (AP 6305)	(500,000)
Reserve for Pension Stabilization (BP 6250)	(7,300,000)
Supplemental Protection	(6,000,000)
Resource Allocation - One-Time	(1,530,026)
<b>Unassigned Ending Fund Balance</b>	<b>39,243,905</b>
Reserve % (BP 6200) - 17% required minimum	41.4%

# GENERAL FUND 2023-24 TENTATIVE BUDGET REVENUE



# GENERAL FUND 2023-24 TENTATIVE BUDGET EXPENDITURES





# 2023-24 TENTATIVE BUDGET

2023-2024 Tentative Budget										
Fund	Name	Beginning Balance	Revenue	Expenditures	Ending Balance	Committed/Assigned Reserves	Surplus/Deficit	Unrestricted Balance After Assignments	Reserve	% of Overall Budget
	General Fund									
10	Unrestricted	56,430,541	105,320,002	91,742,431	70,008,112	(30,764,207)	13,577,571	39,243,905	41.4%	29.77%
12 (13 & 14)	Restricted	1,216,167	55,978,707	55,999,431	1,195,443		(20,723)			18.17%
21	Bond Interest & Redemption	14,555,691	18,486,759	19,532,200	13,510,250		(1,045,441)			6.34%
33	Child Development Center	385,428	865,755	787,722	463,461		78,033			0.26%
41	Capital Outlay Fund	9,551,569	18,349,249	9,699,525	18,201,292		8,649,724			3.15%
42	Revenue Bond Construction	90,352,646	1,407,218	91,759,864	-		(90,352,646)			29.77%
72	Student Rep	455,899	57,200	56,000	457,099		1,200			0.02%
74	Financial Aid	4,673,722	38,218,021	38,205,542	4,686,201		12,479			12.40%
75	Scholarships & Loan	59,088	420,683	420,668	59,103		15			0.14%
<b>Antelope Valley College Budget</b>			<b>239,103,595</b>	<b>308,203,382</b>			<b>(69,099,787)</b>			<b>100.00%</b>

# Thank You!

